



NRPF Connect Data Report Q2 2024/25

West Midlands

What is the NRPF Connect data report Q2 2024/25?

This data report collates and analyses the data recorded by councils in the West Midlands region using NRPF Connect in the second quarter of the 2024/25 financial year. It provides a summary of referrals made and the support provided by social care services around the UK for people with no recourse to public funds (NRPF). The data is used to inform policy recommendations.

What is NRPF Connect?

NRPF Connect is the national database and case management tool for councils to record details of households with NRPF that are being provided with accommodation and/or financial support by social services, hosted by the NRPF Network.

What support is recorded on NRPF Connect?

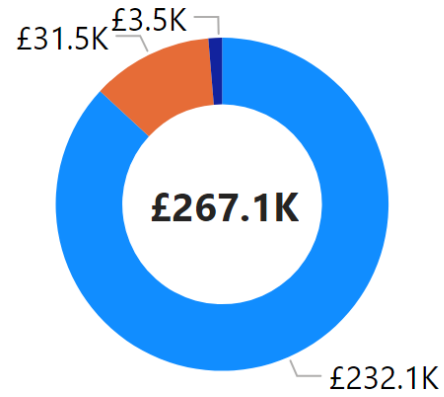
Councils can provide accommodation and financial support to people who are excluded from claiming benefits and mainstream housing assistance when statutory duties are engaged under social care legislation. Local authorities across the UK record the social care services they provide to families, adults with care needs, and care leavers with no recourse to public funds (NRPF). You can read more about NRPF support on the [NRPF Network website](#).

Notes on the data

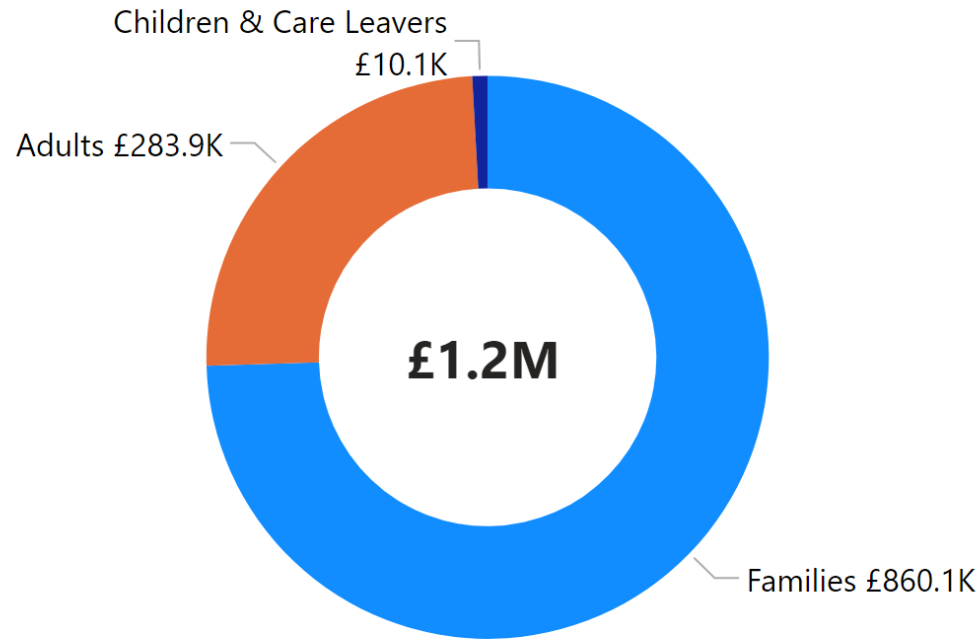
- “Adults” refers to adults with care needs provided with support under S18(1) Care Act 2014, S19(1) Care Act 2014, S12 Social Work (Scotland) Act 1968, P7 Housing Act 1996, S1 Localism Act 2011, or S117 Mental Health Act 1983.
- “Families” refers to families with a child in need with support under S17 Children Act 1989 or S22 Children (Scotland) Act 1995.
- “Children and care leavers” refers to looked after children and young people leaving care supported under Children (Leaving Care) Act 2000, S20 Children Act 1989, S25 Children (Scotland) Act 1995, or S29 & S30 Children (Scotland) Act 1995.
- “Support costs” relate to accommodation and financial support (subsistence) costs only, and do not include staffing or other costs incurred by councils delivering support to NRPF households.
- Data was last downloaded from NRPF Connect on 22/10/2024
- “Year-to-date” figures cover the time period from the start of the financial year to the end of the reported quarter.

Key

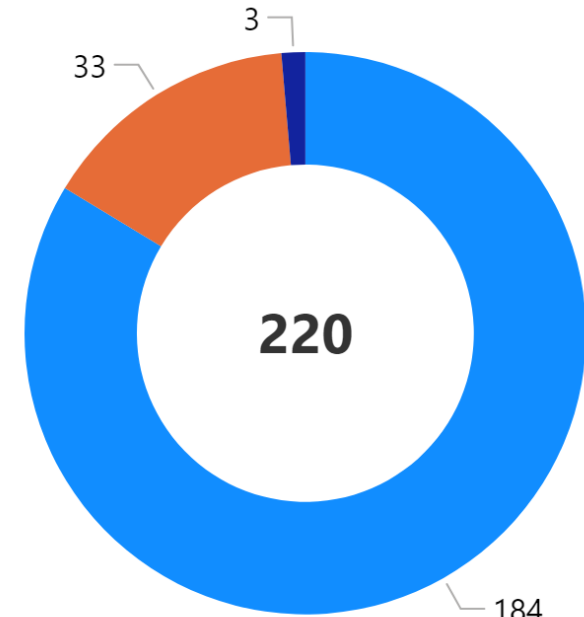
‡ - Those awaiting a first immigration check have been removed from the summary



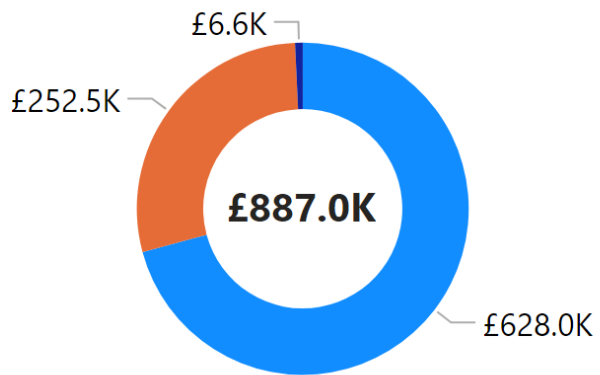
Person Related Costs



Total Quarterly Cost



Supported Households



Property Related Costs

- Families
- Children & Care Leavers
- Adults

10 local authority subscribers

Adults with care and support needs

Local authorities uploading financial data:

5 / 10 subscribers

Birmingham	Coventry	Stoke
Walsall	Wolverhampton	

Referrals and Supported Households

	Q1	Q2	Q3	Q4	Year-to-date
New referrals	49	70			119
New households taken on for support	4	6			10
Supported households closed	2	3			5

Time on support

	Q1	Q2	Q3	Q4	Year-to-date
Average number of days on support	936	881			855
Households supported for 1000 days	10	11			11
1000 day households as % of total	34%	33%			31%

Support Costs

	Q1	Q2	Q3	Q4	Year-to-date
Supported households	29	33			35
Dependents of supported households	2	2			2
Person-related cost	£25.8K	£31.5K			£57.3K
Property-related cost	£238.6K	£252.5K			£491.1K
Total quarterly cost	£264.4K	£283.9K			£548.4K
Average quarterly cost per household	£9.1K	£8.6K			£15.7K

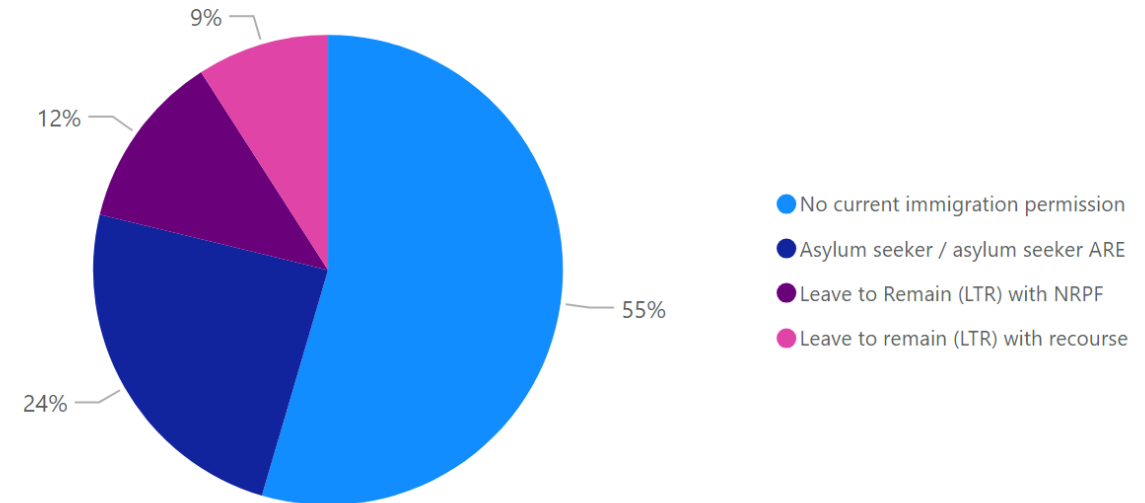
Immigration status - financially supported in Q2

Immigration Status	Immigration Status Group	Count	Percentage
EEA / family member (resident Dec 20)- unlawfully present	No current immigration permission	1	3.03%
Illegal entrant / Deception - claimed asylum	Asylum seeker / asylum seeker ARE	2	6.06%
Illegal entrant / Deception - did not claim asylum	No current immigration permission	2	6.06%
Leave to Enter as visitor - NRPF	Leave to Remain (LTR) with NRPF	1	3.03%
Limited leave with NRPF (other)	Leave to Remain (LTR) with NRPF	3	9.09%
Limited leave with recourse to public funds (10 year route)	Leave to remain (LTR) with recourse	2	6.06%
Overstay / Breach - claimed asylum	Asylum seeker / asylum seeker ARE	5	15.15%
Overstay / Breach - did not claim asylum	No current immigration permission	12	36.36%
Port Case	Asylum seeker / asylum seeker ARE	1	3.03%
Settled status ILR (EUSS)	Leave to remain (LTR) with recourse	1	3.03%
Status not confirmed	No current immigration permission	3	9.09%
Total		33	100.00%

Summary of immigration status - supported in Q2†

Immigration Status Group	Count	Percentage
Asylum seeker / asylum seeker ARE	8	24.24%
Leave to Remain (LTR) with NRPF	4	12.12%
Leave to remain (LTR) with recourse	3	9.09%
No current immigration permission	18	54.55%
Total	33	100.00%

Summary of immigration status - supported in Q2†



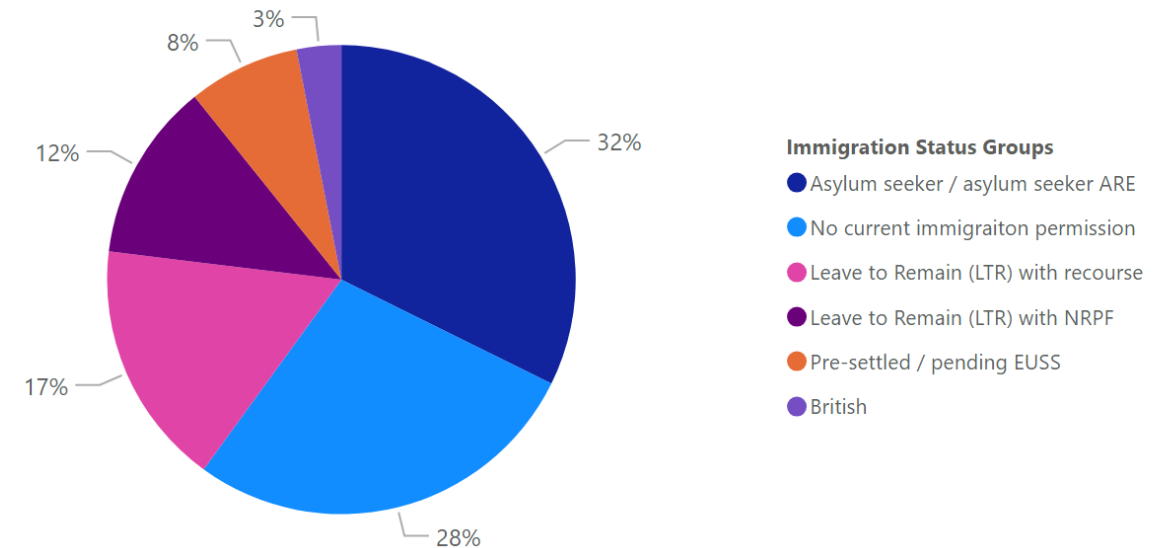
Immigration status - all referrals in Q2

Immigration Status	Immigration Status Groups	Count	Percentage
Illegal entrant / Deception - claimed asylum	Asylum seeker / asylum seeker ARE	7	10.00%
In Country Asylum Seeker	Asylum seeker / asylum seeker ARE	2	2.86%
Overstayer / Breach - claimed asylum	Asylum seeker / asylum seeker ARE	9	12.86%
Port Case	Asylum seeker / asylum seeker ARE	3	4.29%
Awaiting first immigration check	Awaiting first immigration status check	5	7.14%
British	British	2	2.86%
Leave to Enter as visitor - NRPF	Leave to Remain (LTR) with NRPF	1	1.43%
Limited leave with NRPF (other)	Leave to Remain (LTR) with NRPF	7	10.00%
Indefinite Leave	Leave to Remain (LTR) with recourse	2	2.86%
Limited leave with recourse to public funds (other)	Leave to Remain (LTR) with recourse	1	1.43%
Refugee Status	Leave to Remain (LTR) with recourse	1	1.43%
Settled status ILR (EUSS)	Leave to Remain (LTR) with recourse	7	10.00%
Illegal entrant / Deception - did not claim asylum	No current immigration permission	1	1.43%
Overstayer / Breach - did not claim asylum	No current immigration permission	10	14.29%
Status not confirmed	No current immigration permission	7	10.00%
EUSS application submitted in time	Pre-settled / pending EUSS	1	1.43%
Pre-settled status LTR (EUSS)	Pre-settled / pending EUSS	4	5.71%
Total		70	100.00%

Immigration status - all referrals in Q2‡

Immigration Status Groups	Count	Percentage
Asylum seeker / asylum seeker ARE	21	32.31%
No current immigration permission	18	27.69%
Leave to Remain (LTR) with recourse	11	16.92%
Leave to Remain (LTR) with NRPF	8	12.31%
Pre-settled / pending EUSS	5	7.69%
British	2	3.08%
Total	65	100.00%

Immigration status - all referrals in Q2‡



Case Closure Reasons - Adults with care and support needs

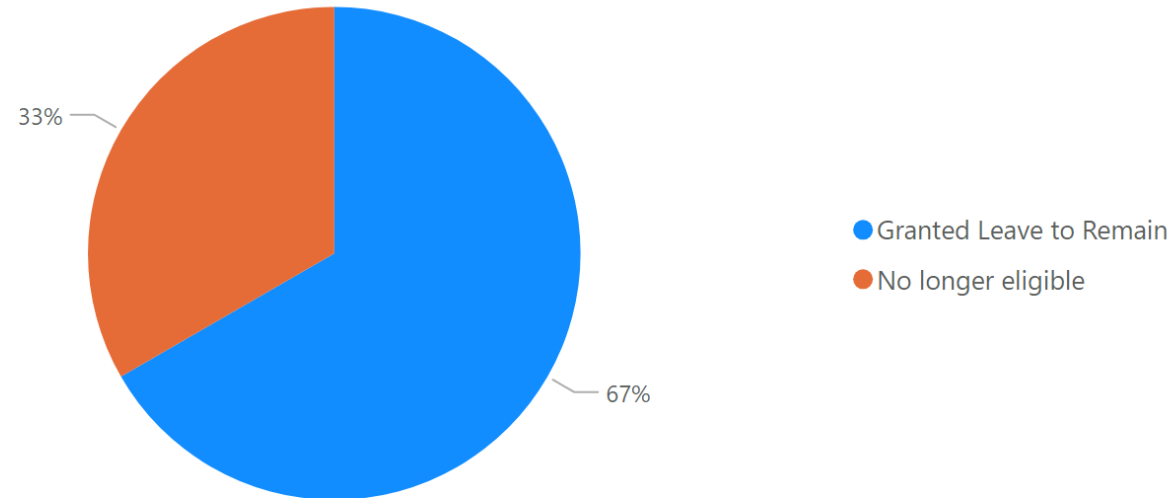
Closure reason - all closures in Q2

Reason for closure	Count	Percentage	Avg days on support
Granted Leave to Remain	2	67%	138
No longer eligible	1	33%	41
Total	3	100%	106

Onward referral for those no longer eligible

Referral	Count	Percentage
Refuge accommodation (not LA funded)	1	100%
Total	1	100%

Closure reason - all closures in Q2



Families with Children in Need

Local authorities uploading financial data:

8 / 10 subscribers

Birmingham	Coventry	Dudley
Sandwell	Stoke	Walsall
Warwickshire	Wolverhampton	

Referrals and Supported Households

	Q1	Q2	Q3	Q4	Year-to-date
New referrals	90	74			164
New households taken on for support	40	22			62
Supported households closed	26	36			62

Time on support

	Q1	Q2	Q3	Q4	Year-to-date
Average number of days on support	497	525			513
Households supported for 1000 days	25	26			29
1000 day households as % of total	13%	14%			14%

Support Costs

	Q1	Q2	Q3	Q4	Year-to-date
Supported households	188	184			210
Dependents of supported households	341	322			376
Person-related cost	£237.0K	£232.1K			£469.1K
Property-related cost	£639.5K	£628.0K			£1.3M
Total quarterly cost	£876.5K	£860.1K			£1.7M
Average quarterly cost per household	£4.7K	£4.7K			£8.3K

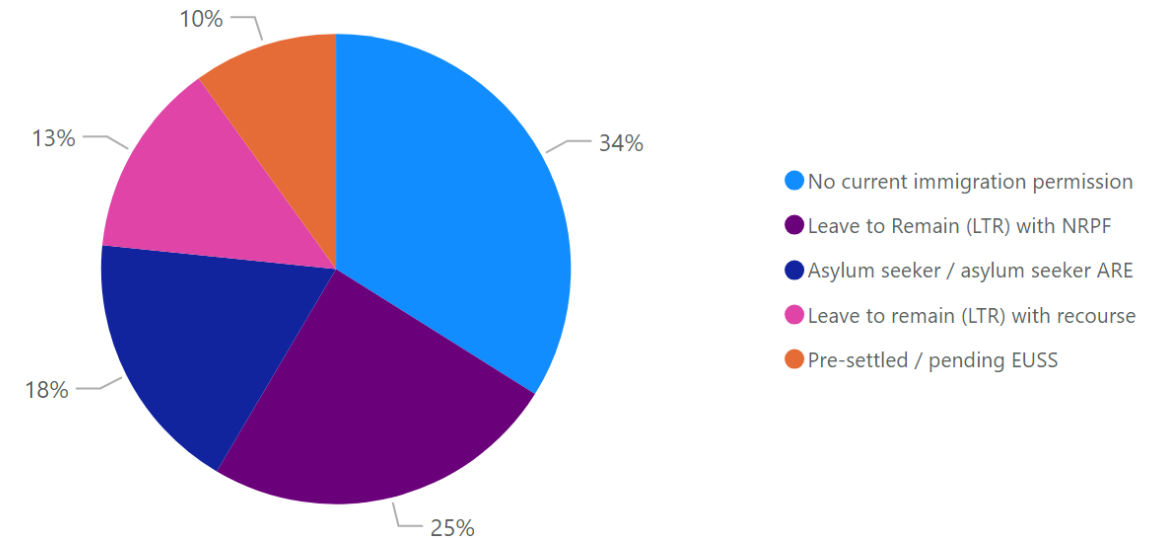
Immigration status - financially supported in Q2

Immigration Status	Immigration Status Group	Count	Percentage
Awaiting first immigration check	Awaiting first immigration check	13	7.07%
DDV Concession	Leave to remain (LTR) with recourse	6	3.26%
EEA / family member (resident Dec 20)- unlawfully present	No current immigration permission	1	0.54%
EUSS application submitted after 30 June 2021	Pre-settled / pending EUSS	2	1.09%
EUSS application submitted pre-30 June 2021	Pre-settled / pending EUSS	2	1.09%
Illegal entrant / Deception - claimed asylum	Asylum seeker / asylum seeker ARE	5	2.72%
Illegal entrant / Deception - did not claim asylum	No current immigration permission	2	1.09%
In Country Asylum Seeker	Asylum seeker / asylum seeker ARE	5	2.72%
Leave to Enter as visitor - NRPF	Leave to Remain (LTR) with NRPF	2	1.09%
Limited leave with NRPF (10 year route)	Leave to Remain (LTR) with NRPF	3	1.63%
Limited leave with NRPF (other)	Leave to Remain (LTR) with NRPF	37	20.11%
Limited leave with recourse to public funds (10 year route)	Leave to remain (LTR) with recourse	7	3.80%
Limited leave with recourse to public funds (following COC)	Leave to remain (LTR) with recourse	3	1.63%
Limited leave with recourse to public funds (other)	Leave to remain (LTR) with recourse	5	2.72%
Overstayer / Breach - claimed asylum	Asylum seeker / asylum seeker ARE	18	9.78%
Overstayer / Breach - did not claim asylum	No current immigration permission	43	23.37%
Port Case	Asylum seeker / asylum seeker ARE	3	1.63%
Pre-settled status LTR (EUSS)	Pre-settled / pending EUSS	13	7.07%
Refugee Status	Leave to remain (LTR) with recourse	2	1.09%
Status not confirmed	No current immigration permission	12	6.52%
Total		184	100.00%

Summary of immigration status - supported in Q2‡

Immigration Status Group	Count	Percentage
Asylum seeker / asylum seeker ARE	31	18.13%
Leave to Remain (LTR) with NRPF	42	24.56%
Leave to remain (LTR) with recourse	23	13.45%
No current immigration permission	58	33.92%
Pre-settled / pending EUSS	17	9.94%
Total	171	100.00%

Summary of immigration status - supported in Q2‡



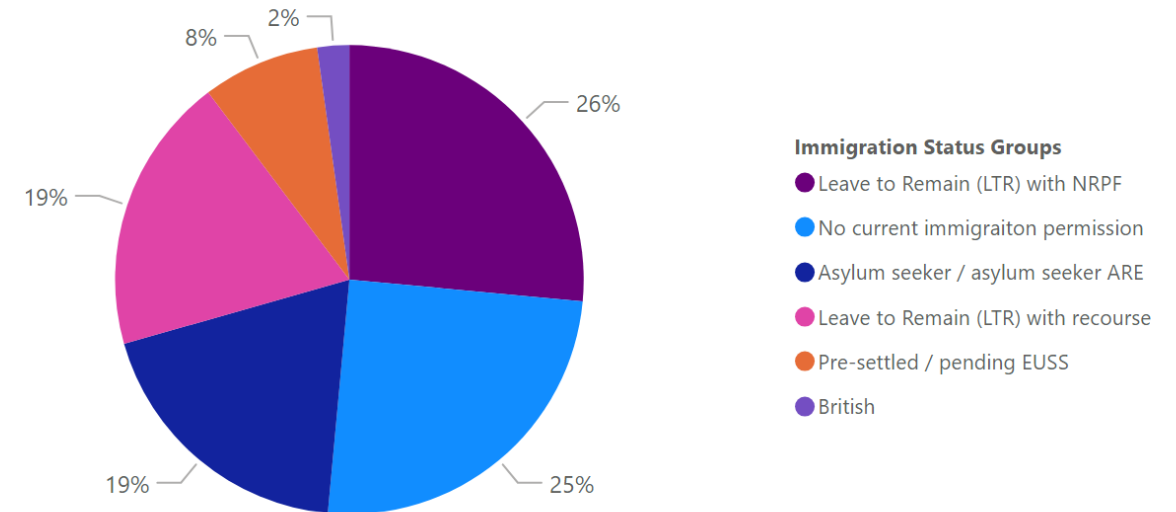
Immigration status - all referrals in Q2

Immigration Status	Immigration Status Groups	Count	Percentage
Illegal entrant / Deception - claimed asylum	Asylum seeker / asylum seeker ARE	8	5.33%
In Country Asylum Seeker	Asylum seeker / asylum seeker ARE	4	2.67%
Overstayer / Breach - claimed asylum	Asylum seeker / asylum seeker ARE	10	6.67%
Port Case	Asylum seeker / asylum seeker ARE	4	2.67%
Awaiting first immigration check	Awaiting first immigration status check	14	9.33%
British	British	3	2.00%
Leave to Enter as visitor - NRPF	Leave to Remain (LTR) with NRPF	1	0.67%
Limited leave with NRPF (10 year route)	Leave to Remain (LTR) with NRPF	3	2.00%
Limited leave with NRPF (other)	Leave to Remain (LTR) with NRPF	32	21.33%
DDV Concession	Leave to Remain (LTR) with recourse	3	2.00%
Indefinite Leave	Leave to Remain (LTR) with recourse	5	3.33%
Limited leave with recourse to public funds (following COC)	Leave to Remain (LTR) with recourse	1	0.67%
Limited leave with recourse to public funds (other)	Leave to Remain (LTR) with recourse	8	5.33%
Refugee Status	Leave to Remain (LTR) with recourse	1	0.67%
Settled status ILR (EUSS)	Leave to Remain (LTR) with recourse	8	5.33%
Illegal entrant / Deception - did not claim asylum	No current immigration permission	2	1.33%
Overstayer / Breach - did not claim asylum	No current immigration permission	21	14.00%
Status not confirmed	No current immigration permission	11	7.33%
EUSS application submitted after 30 June 2021	Pre-settled / pending EUSS	1	0.67%
EUSS application submitted in time	Pre-settled / pending EUSS	2	1.33%
EUSS application submitted out of time	Pre-settled / pending EUSS	1	0.67%
Pre-settled status LTR (EUSS)	Pre-settled / pending EUSS	7	4.67%
Total		150	100.00%

Immigration status - all referrals in Q2‡

Immigration Status Groups	Count	Percentage
Leave to Remain (LTR) with NRPF	36	26.47%
No current immigration permission	34	25.00%
Asylum seeker / asylum seeker ARE	26	19.12%
Leave to Remain (LTR) with recourse	26	19.12%
Pre-settled / pending EUSS	11	8.09%
British	3	2.21%
Total	136	100.00%

Immigration status - all referrals in Q2‡



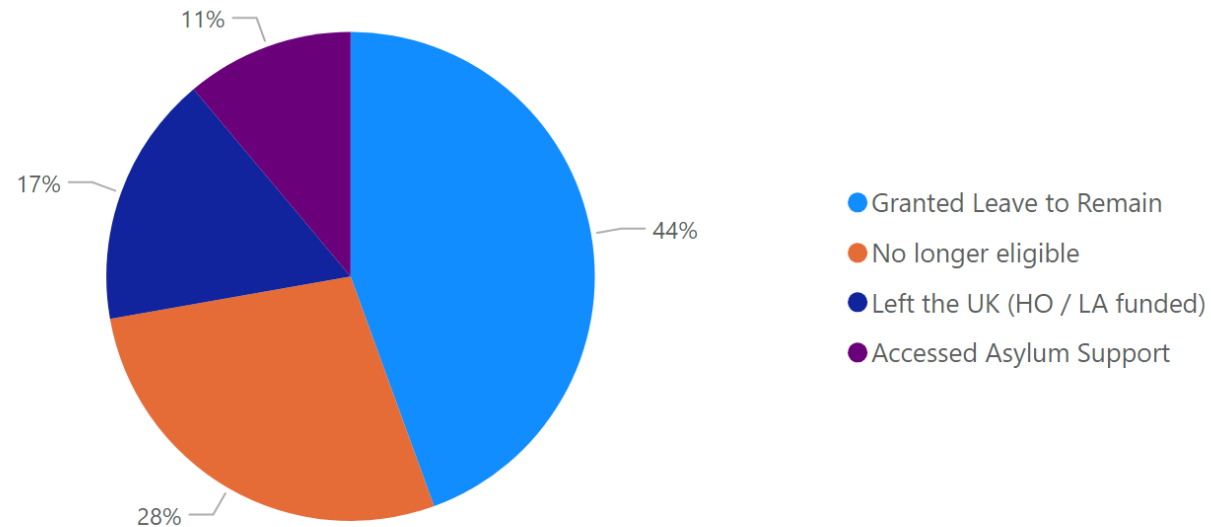
Closure reason - all closures in Q2

Reason for closure	Count	Percentage	Avg days on support
Granted Leave to Remain	16	44%	350
No longer eligible	10	28%	155
Left the UK (HO / LA funded)	6	17%	270
Accessed Asylum Support	4	11%	295
Total	36	100%	276

Onward referral for those no longer eligible

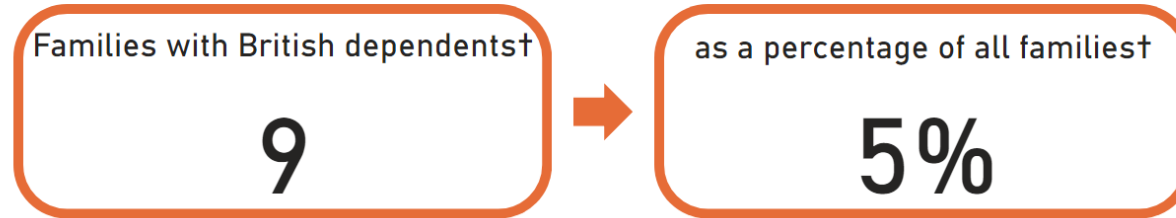
Referral	Count	Percentage
Referred to borough where ordinary resident	4	40%
Mainstream benefits and housing services	3	30%
Support accessed through friends / family	2	20%
Employment	1	10%
Total	10	100%

Closure reason - all closures in Q2

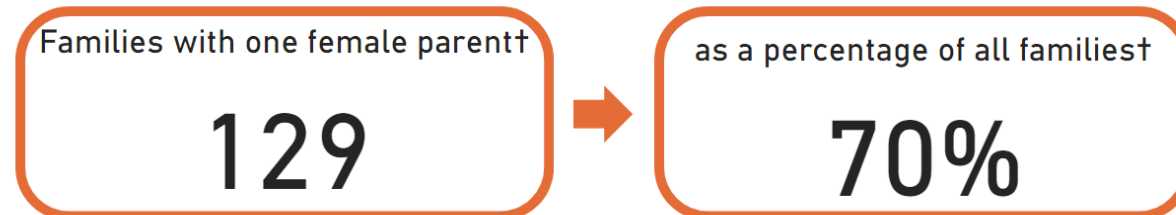
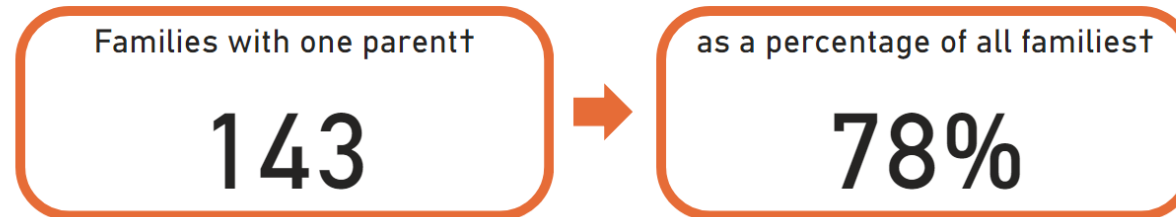


Following requests from our members, we have calculated the following figures:

Families with British Dependents



Single Parent Families



Looked after Children and Care Leavers

Local authorities uploading financial data:

2 / 10 subscribers

Birmingham

Telford and Wrekin

Referrals and Supported Households

	Q1	Q2	Q3	Q4	Year-to-date
New cases taken on for support	(Blank)	(Blank)			(Blank)
New cases	3	6			9
Cases closed	6	1			7

Open Cases

	Q1	Q2	Q3	Q4	Year-to-date
Open cases	66	63			69
Open cases under age of 18	3	3			5
Open cases aged 18-20	20	17			21
Open cases aged 21-24	43	43			43

Support Costs

	Q1	Q2	Q3	Q4	Year-to-date
Financially supported cases	3	3			3
Person-related cost	£3K	£4K			£7.0K
Property-related cost	£6.5K	£6.6K			£13.1K
Total cost	£10K	£10.1K			£20.1K
Average cost per case	£3.3K	£3.4K			£6.7K

Immigration Status of Supported Households - Children and Care Leavers

Immigration status - open cases in Q2

Immigration Status	Immigration Status Groups	Count	Percentage
Awaiting first immigration check	Awaiting first immigration status check	3	4.76%
EEA national	No current immigration permission	1	1.59%
EEA national - no record on HO systems	No current immigration permission	1	1.59%
Illegal entrant / Deception - claimed asylum	Asylum seeker / asylum seeker ARE	30	47.62%
Illegal entrant / Deception - did not claim asylum	No current immigration permission	2	3.17%
In Country Asylum Seeker	Asylum seeker / asylum seeker ARE	2	3.17%
Indefinite Leave	Leave to Remain (LTR) with recourse	1	1.59%
Limited leave with NRPF (other)	Leave to Remain (LTR) with NRPF	1	1.59%
Limited leave with recourse to public funds (other)	Leave to Remain (LTR) with recourse	1	1.59%
No record held by Home Office	No current immigration permission	4	6.35%
Overstayer / Breach - claimed asylum	Asylum seeker / asylum seeker ARE	7	11.11%
Overstayer / Breach - did not claim asylum	No current immigration permission	1	1.59%
Pre-settled status LTR (EUSS)	Pre-settled / pending EUSS	1	1.59%
Refugee Status	Leave to Remain (LTR) with recourse	5	7.94%
Status not confirmed	No current immigration permission	1	1.59%
UASC leave	Leave to Remain (LTR) with recourse	2	3.17%
Total		63	100.00%

Summary of immigration status - open cases in Q2†

Immigration Status Groups	Count	Percentage
Asylum seeker / asylum seeker ARE	39	65.00%
No current immigration permission	10	16.67%
Leave to Remain (LTR) with recourse	9	15.00%
Leave to Remain (LTR) with NRPF	1	1.67%
Pre-settled / pending EUSS	1	1.67%
Total	60	100.00%

Summary of immigration status - open cases in Q2†

