



# NRPF Connect Data Report Q4 2024/25

South West

## What is the NRPF Connect data report Q4 2024/25?

This data report collates and analyses the data recorded by councils in the South West region using NRPF Connect in the third quarter of the 2024/25 financial year. It provides a summary of referrals made and the support provided by social care services around the UK for people with no recourse to public funds (NRPF). The data is used to inform policy recommendations.

## What is NRPF Connect?

NRPF Connect is the national database and case management tool for councils to record details of households with NRPF that are being provided with accommodation and/or financial support by social services, hosted by the NRPF Network.

## What support is recorded on NRPF Connect?

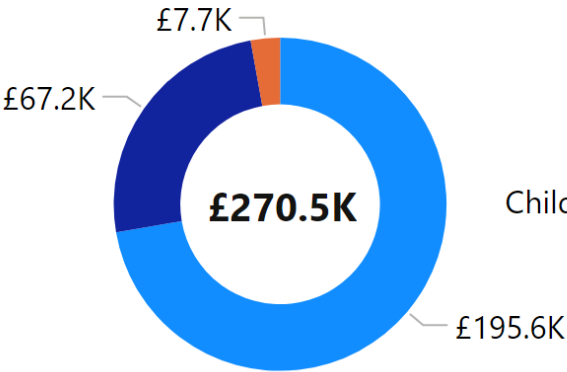
Councils can provide accommodation and financial support to people who are excluded from claiming benefits and mainstream housing assistance when statutory duties are engaged under social care legislation. Local authorities across the UK record the social care services they provide to families, adults with care needs, and care leavers with no recourse to public funds (NRPF). You can read more about NRPF support on the [NRPF Network website](#).

## Notes on the data

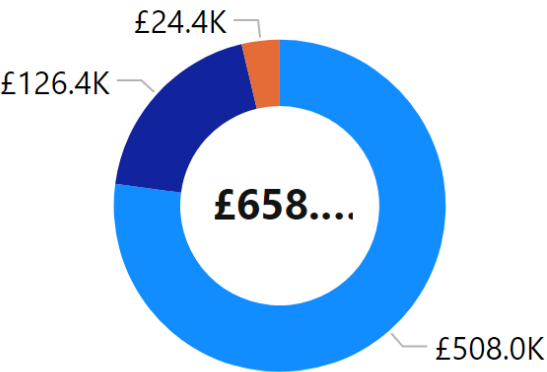
- "Adults" refers to adults with care needs provided with support under S18(1) Care Act 2014, S19(1) Care Act 2014, S12 Social Work (Scotland) Act 1968, S35 Social Services & Well-being (Wales) Act 2014, P7 Housing Act 1996, S1 Localism Act 2011, or S117 Mental Health Act 1983.
- "Families" refers to families with a child in need with support under S17 Children Act 1989, S22 Children (Scotland) Act 1995, or S37 Social Services & Well-Being (Wales) Act 2014.
- "Children and care leavers" refers to looked after children and young people leaving care supported under Children (Leaving Care) Act 2000, S20 Children Act 1989, S25 Children (Scotland) Act 1995, S29 & S30 Children (Scotland) Act 1995, or Part 6 Social Services & Well-Being (Wales) Act 2014
- "Support costs" relate to accommodation and financial support (subsistence) costs only, and do not include staffing or other costs incurred by councils delivering support to NRPF households.
- Data was last downloaded from NRPF Connect on 29/07/2025
- "Year-to-date" figures cover the time period from the start of the financial year to the end of the reported quarter.

## Key

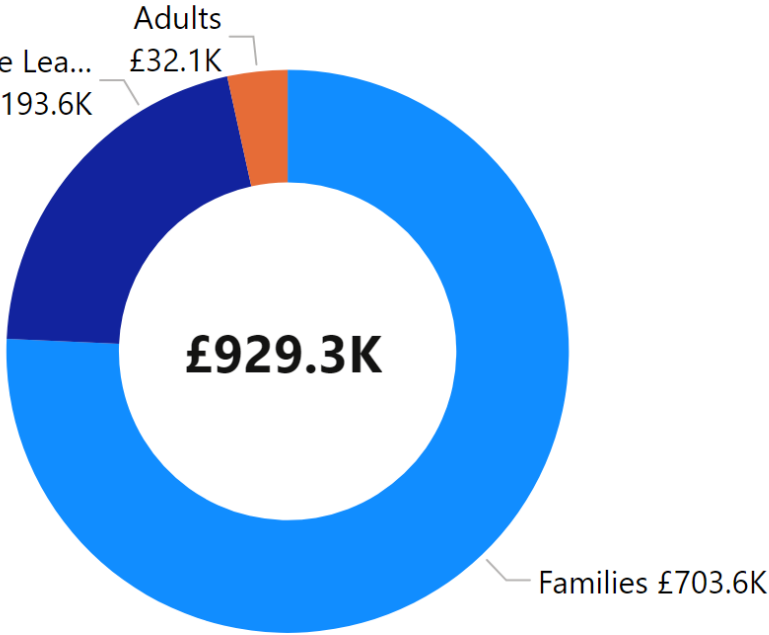
‡ - Those awaiting a first immigration check have been removed from the summary



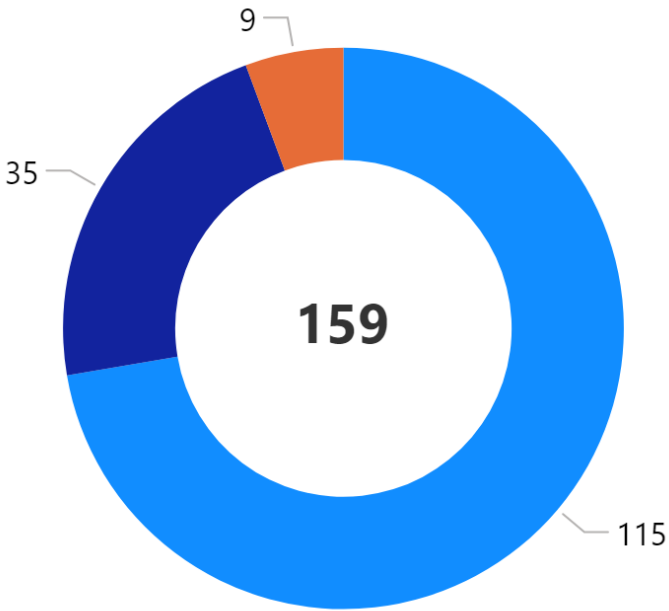
Person Related Costs



Property Related Costs



Total Quarterly Cost



Supported Households

- Families
- Children & Care Leavers
- Adults

4 local authority subscribers

# Adults with care and support needs

Local authorities uploading financial data:

1 / 4 subscribers

Bristol

## Referrals and Supported Households

	Q1	Q2	Q3	Q4	Year-to-date
New referrals	4	1	3	3	11
New households taken on for support	1	1	(Blank)	(Blank)	2
Supported households closed	3	1	(Blank)	1	5

## Time on support

	Q1	Q2	Q3	Q4	Year-to-date
Average number of days on support	876	835	994	1077	990
Households supported for 1000 days	4	3	5	6	7
1000 day households as % of total	33%	30%	56%	67%	54%

## Support Costs

	Q1	Q2	Q3	Q4	Year-to-date
Supported households	12	10	9	9	13
Dependents of supported households	5	4	4	4	5
Person-related cost	£8.3K	£8.6K	£9.3K	£7.7K	£33.8K
Property-related cost	£34.3K	£32.7K	£26.9K	£24.4K	£118.3K
Total quarterly cost	£42.5K	£41.3K	£36.1K	£32.1K	£152.1K
Average quarterly cost per household	£3.5K	£4.1K	£4.0K	£3.6K	£11.7K

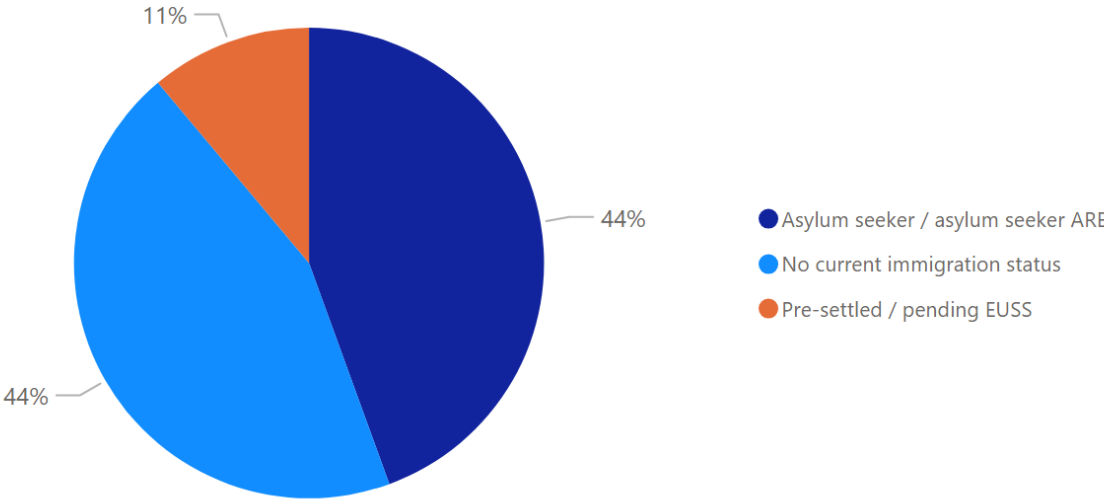
## Immigration status - financially supported in Q4

Immigration Status	Immigration Status Group	Count	Percentage
Illegal entrant / Deception - claimed asylum	Asylum seeker / asylum seeker ARE	2	22.22%
Overstayer / Breach - claimed asylum	Asylum seeker / asylum seeker ARE	2	22.22%
Overstayer / Breach - did not claim asylum	No current immigration status	4	44.44%
Pre-settled status LTR (EUSS)	Pre-settled / pending EUSS	1	11.11%
Total		9	100.00%

## Summary of immigration status - supported in Q4‡

Immigration Status Group	Count	Percentage
Asylum seeker / asylum seeker ARE	4	44.44%
No current immigration status	4	44.44%
Pre-settled / pending EUSS	1	11.11%
Total	9	100.00%

## Summary of immigration status - supported in Q4‡



# Immigration Status of Referred Households - Adults with care and support needs

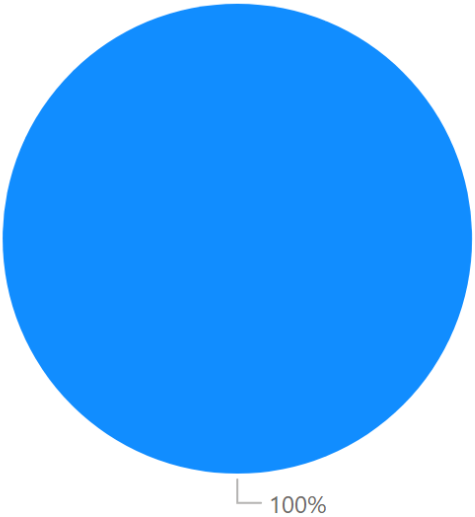
Immigration status - all referrals in Q4

Immigration Status	Immigration Status Groups	Count	Percentage
Status not confirmed	No current immigration permission	3	100.00%
Total		3	100.00%

Immigration status - all referrals in Q4‡

Immigration Status Groups	Count	Percentage
No current immigration permission	3	100.00%
Total	3	100.00%

Immigration status - all referrals in Q4‡



Immigration Status Groups

- No current immigration permission

# Case Closure Reasons - Adults with care and support needs

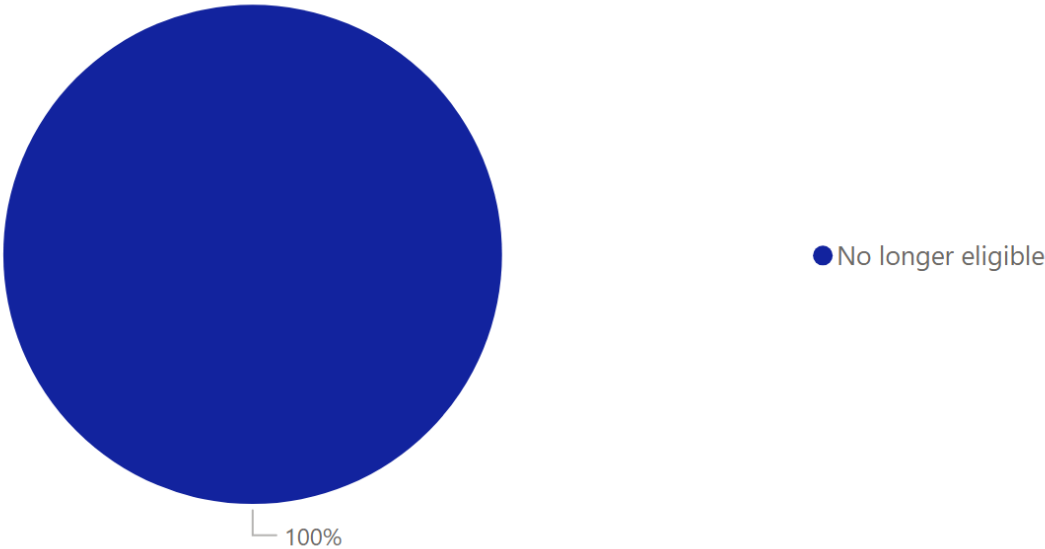
Closure reason - all closures in Q4

Reason for closure	Count	Percentage	Avg days on support
No longer eligible	1	100%	1692
Total	1	100%	1692

Onward referral for those no longer eligible

Referral	Count	Percentage
Referred to borough where ordinary resident	1	100%
Total	1	100%

Closure reason - all closures in Q4





# Families with Children in Need

Local authorities uploading financial data:

2 / 4 subscribers

Bristol Gloucestershire

Referrals and Supported Households

	Q1	Q2	Q3	Q4	Year-to-date
New referrals	49	58	42	58	207
New households taken on for support	39	24	27	27	117
Supported households closed	33	47	35	19	134

Time on support

	Q1	Q2	Q3	Q4	Year-to-date
Average number of days on support	379	404	406	346	368
Households supported for 1000 days	13	13	10	6	16
1000 day households as % of total	9%	9%	8%	5%	7%

Support Costs

	Q1	Q2	Q3	Q4	Year-to-date
Supported households	152	143	123	115	230
Dependents of supported households	380	377	319	322	593
Person-related cost	£200.1K	£202.7K	£181.0K	£195.6K	£779.4K
Property-related cost	£562.3K	£573.5K	£481.8K	£508.0K	£2.1M
Total quarterly cost	£762.4K	£776.2K	£662.8K	£703.6K	£2.9M
Average quarterly cost per household	£5.0K	£5.4K	£5.4K	£6.1K	£12.6K

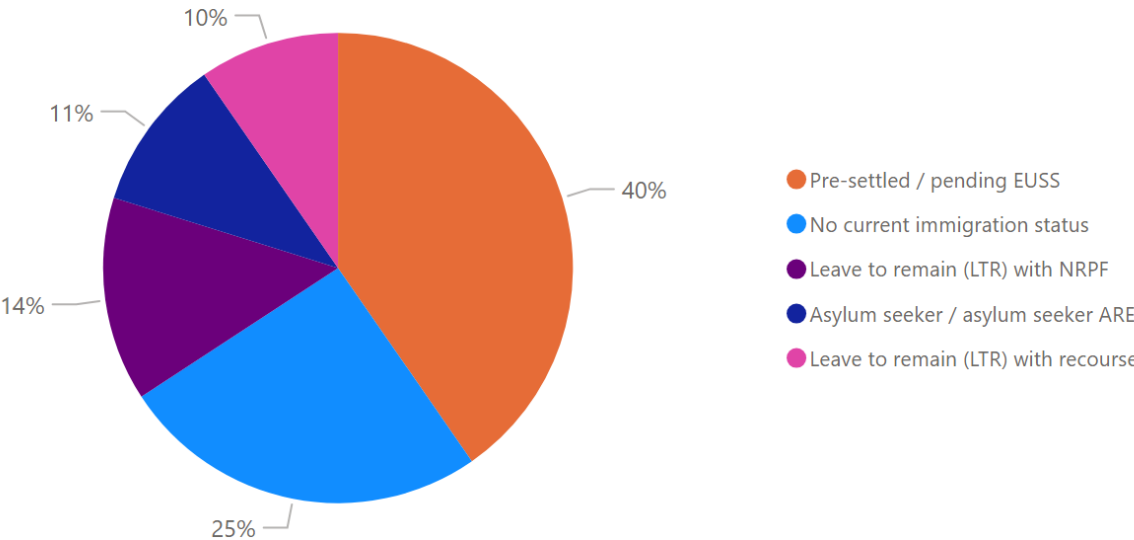
## Immigration status - financially supported in Q4

Immigration Status	Immigration Status Group	Count	Percentage
Illegal entrant / Deception - claimed asylum	Asylum seeker / asylum seeker ARE	2	1.74%
Overstayer / Breach - claimed asylum	Asylum seeker / asylum seeker ARE	10	8.70%
Awaiting first immigration check	Awaiting first immigration check	1	0.87%
Leave to Enter as visitor - NRPF	Leave to remain (LTR) with NRPF	2	1.74%
Limited leave with NRPF (other)	Leave to remain (LTR) with NRPF	14	12.17%
DDV Concession	Leave to remain (LTR) with recourse	1	0.87%
Limited leave with recourse to public funds (10 year route)	Leave to remain (LTR) with recourse	2	1.74%
Limited leave with recourse to public funds (following COC)	Leave to remain (LTR) with recourse	1	0.87%
Limited leave with recourse to public funds (other)	Leave to remain (LTR) with recourse	5	4.35%
Settled status ILR (EUSS)	Leave to remain (LTR) with recourse	2	1.74%
Illegal entrant / Deception - did not claim asylum	No current immigration status	1	0.87%
Overstayer / Breach - did not claim asylum	No current immigration status	18	15.65%
Status not confirmed	No current immigration status	10	8.70%
EUSS application submitted after 30 June 2021	Pre-settled / pending EUSS	1	0.87%
EUSS application submitted in time	Pre-settled / pending EUSS	4	3.48%
EUSS application submitted out of time	Pre-settled / pending EUSS	1	0.87%
Pre-settled status LTR (EUSS)	Pre-settled / pending EUSS	40	34.78%
<b>Total</b>		<b>115</b>	<b>100.00%</b>

## Summary of immigration status - supported in Q4†

Immigration Status Group	Count	Percentage
Pre-settled / pending EUSS	46	40.35%
No current immigration status	29	25.44%
Leave to remain (LTR) with NRPF	16	14.04%
Asylum seeker / asylum seeker ARE	12	10.53%
Leave to remain (LTR) with recourse	11	9.65%
<b>Total</b>	<b>114</b>	<b>100.00%</b>

## Summary of immigration status - supported in Q4†



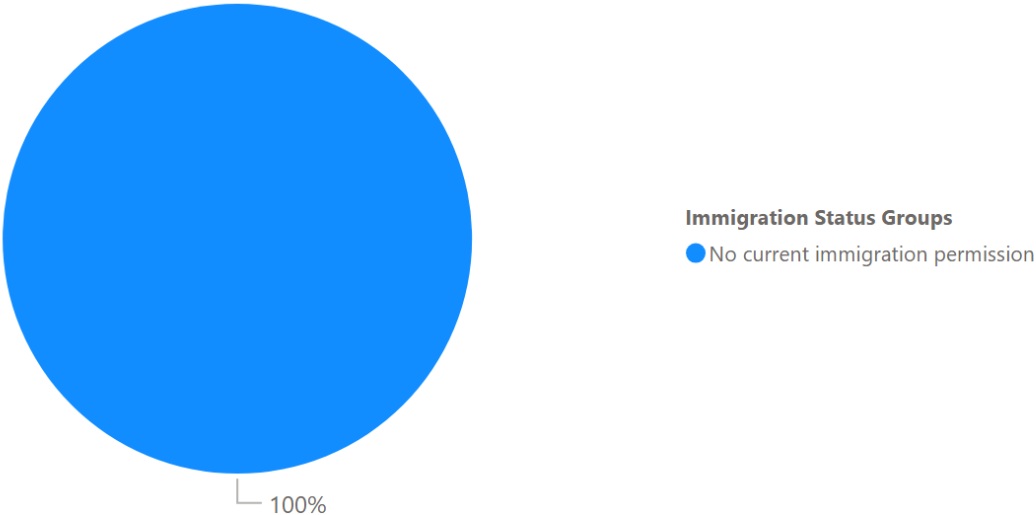
Immigration status - all referrals in Q4

Immigration Status	Immigration Status Groups	Count	Percentage
Status not confirmed	No current immigration permission	3	100.00%
Total		3	100.00%

Immigration status - all referrals in Q4‡

Immigration Status Groups	Count	Percentage
No current immigration permission	3	100.00%
Total	3	100.00%

Immigration status - all referrals in Q4‡

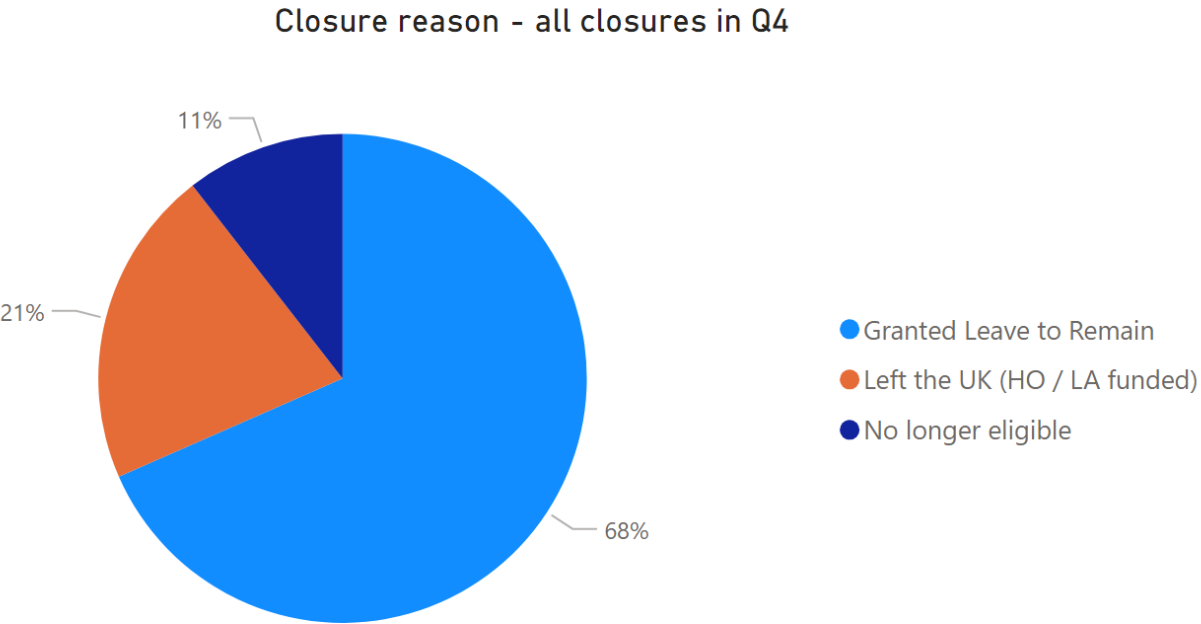


Closure reason - all closures in Q4

Reason for closure	Count	Percentage	Avg days on support
Granted Leave to Remain	13	68%	260
Left the UK (HO / LA funded)	4	21%	164
No longer eligible	2	11%	124
Total	19	100%	225

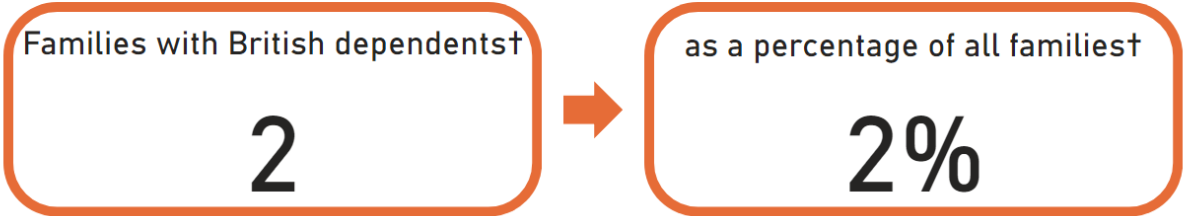
Onward referral for those no longer eligible

Referral	Count	Percentage
Support accessed through friends / family	2	100%
Total	2	100%

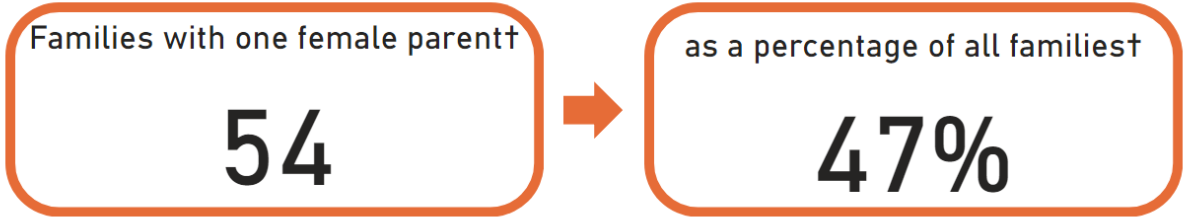
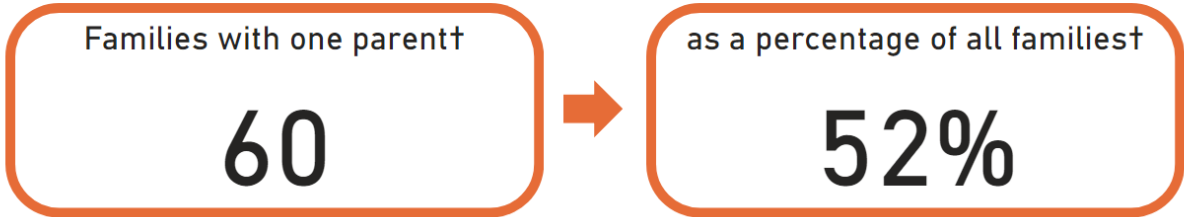


Following requests from our members, we have calculated the following figures:

## Families with British Dependents



## Single Parent Families



# Looked after Children and Care Leavers

Local authorities uploading financial data:

3 / 4 subscribers

Bristol

Gloucestershire

South Gloucestershire

## Referrals and Supported Households

	Q1	Q2	Q3	Q4	Year-to-date
New cases taken on for support	3	(Blank)	(Blank)	7	10
New cases	8	1	70	4	83
Cases closed	6	6	4	20	36

## Open Cases

	Q1	Q2	Q3	Q4	Year-to-date
Open cases	203	195	264	235	278
Open cases under age of 18	46	31	123	49	117
Open cases aged 18-20	105	110	94	134	109
Open cases aged 21-24	52	54	47	52	52

## Support Costs

	Q1	Q2	Q3	Q4	Year-to-date
Financially supported cases	33	33	35	34	42
Person-related cost	£121K	£84K	£68K	£67K	£340.4K
Property-related cost	£88.77K	£116.78K	£127.05K	£126.41K	£459.0K
Total cost	£209.98K	£201.14K	£194.68K	£193.62K	£799.4K
Average cost per case	£6.36K	£6.10K	£6.49K	£5.53K	£19.0K



Immigration status - open cases in Q4

Immigration Status	Immigration Status Groups	Count	Percentage
Illegal entrant / Deception - claimed asylum	Asylum seeker / asylum seeker ARE	82	34.89%
In Country Asylum Seeker	Asylum seeker / asylum seeker ARE	40	17.02%
Overstayer / Breach - claimed asylum	Asylum seeker / asylum seeker ARE	3	1.28%
Port Case	Asylum seeker / asylum seeker ARE	11	4.68%
Awaiting first immigration check	Awaiting first immigration status check	5	2.13%
Limited leave with NRPF (other)	Leave to Remain (LTR) with NRPF	1	0.43%
Humanitarian Protection	Leave to Remain (LTR) with recourse	1	0.43%
Indefinite Leave	Leave to Remain (LTR) with recourse	2	0.85%
Limited leave with recourse to public funds (other)	Leave to Remain (LTR) with recourse	9	3.83%
Refugee Status	Leave to Remain (LTR) with recourse	18	7.66%
Illegal entrant / Deception - did not claim asylum	No current immigration permission	20	8.51%
No record held by Home Office	No current immigration permission	3	1.28%
Overstayer / Breach - did not claim asylum	No current immigration permission	2	0.85%
Status not confirmed	No current immigration permission	36	15.32%
EUSS application submitted pre-30 June 2021	Pre-settled / pending EUSS	1	0.43%
Pre-settled status LTR (EUSS)	Pre-settled / pending EUSS	1	0.43%
Total		235	100.00%

Summary of immigration status - open cases in Q4‡

Immigration Status Groups	Count	Percentage
Asylum seeker / asylum seeker ARE	136	59.13%
No current immigration permission	61	26.52%
Leave to Remain (LTR) with recourse	30	13.04%
Pre-settled / pending EUSS	2	0.87%
Leave to Remain (LTR) with NRPF	1	0.43%
Total	230	100.00%

Summary of immigration status - open cases in Q4‡

