



NRPF Connect Data Report Q1 2024/25

South West

What is the NRPF Connect data report Q1 2024/25?

This data report collates and analyses the data recorded by councils in the South West region using NRPF Connect in the first quarter of the 2024/25 financial year. It provides a summary of referrals made and the support provided by social care services around the UK for people with no recourse to public funds (NRPF). The data is used to inform policy recommendations.

What is NRPF Connect?

NRPF Connect is the national database and case management tool for councils to record details of households with NRPF that are being provided with accommodation and/or financial support by social services, hosted by the NRPF Network.

What support is recorded on NRPF Connect?

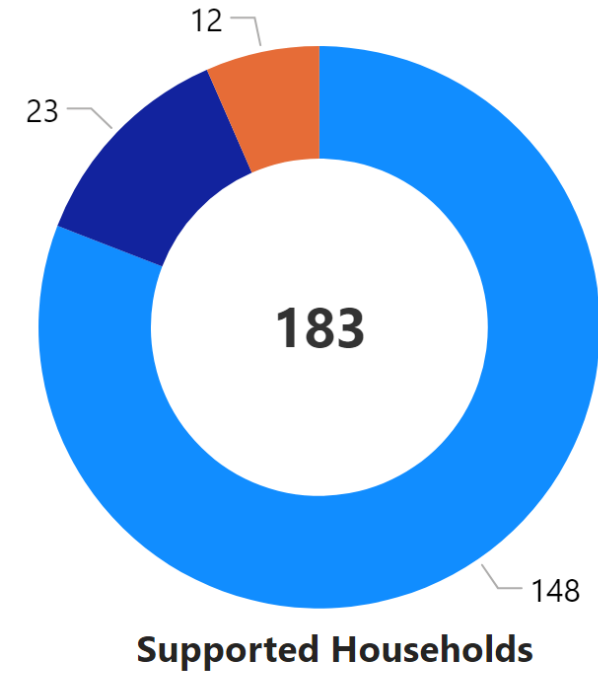
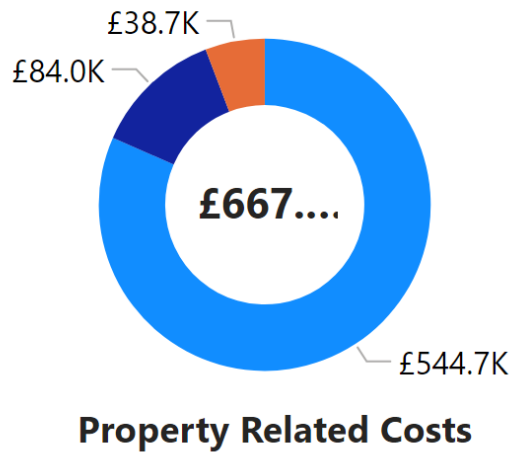
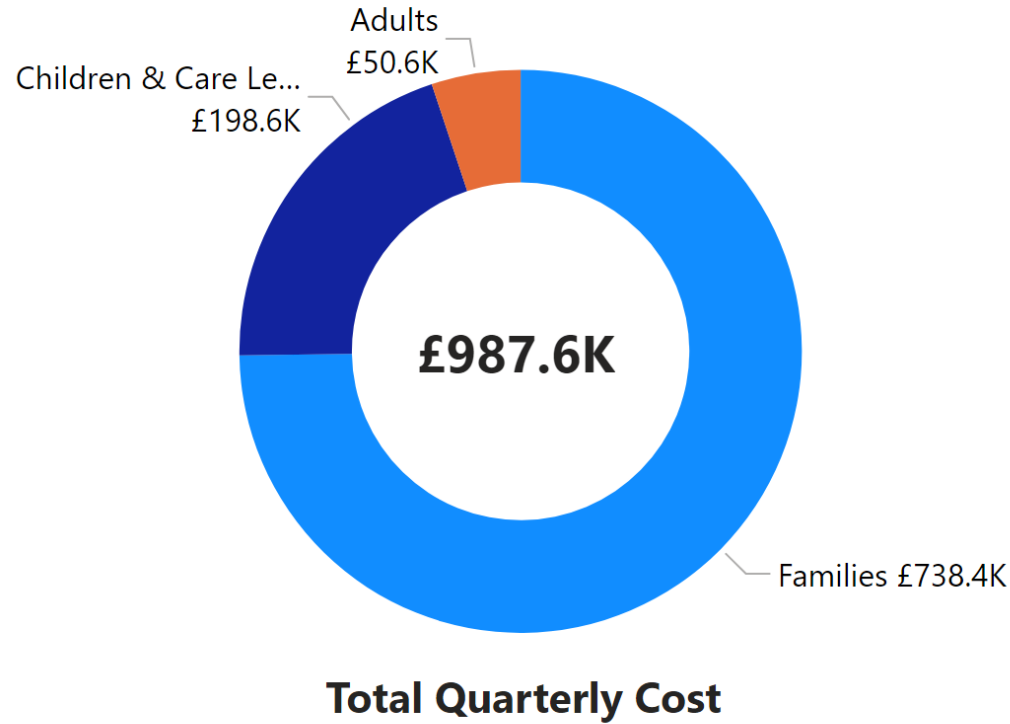
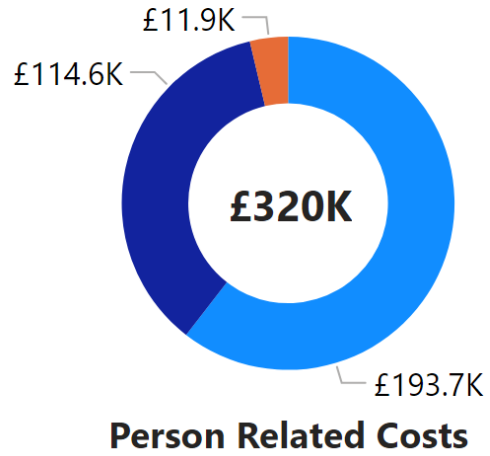
Councils can provide accommodation and financial support to people who are excluded from claiming benefits and mainstream housing assistance when statutory duties are engaged under social care legislation. Local authorities across the UK record the social care services they provide to families, adults with care needs, and care leavers with no recourse to public funds (NRPF). You can read more about NRPF support on the [NRPF Network website](#).

Notes on the data

- "Adults" refers to adults with care needs provided with support under S18(1) Care Act 2014, S19(1) Care Act 2014, S12 Social Work (Scotland) Act 1968, P7 Housing Act 1996, S1 Localism Act 2011, or S117 Mental Health Act 1983.
- "Families" refers to families with a child in need with support under S17 Children Act 1989 or S22 Children (Scotland) Act 1995.
- "Children and care leavers" refers to looked after children and young people leaving care supported under Children (Leaving Care) Act 2000, S20 Children Act 1989, S25 Children (Scotland) Act 1995, or S29 & S30 Children (Scotland) Act 1995.
- "Support costs" relate to accommodation and financial support (subsistence) costs only, and do not include staffing or other costs incurred by councils delivering support to NRPF households.
- Data was last downloaded from NRPF Connect on 22/10/2024

Key

‡ - Those awaiting a first immigration check have been removed from the summary



- Families
- Children & Care Leavers
- Adults

3 local authority subscribers

Adults with care and support needs

Local authorities uploading financial data:

1 / 3 subscribers

Bristol

Referrals and Supported Households

	Q1	Q2	Q3	Q4
New referrals	4			
New households taken on for support	(Blank)			
Supported households closed	2			

Time on support

	Q1	Q2	Q3	Q4
Average number of days on support	687			
Households supported for 1000 days	3			
1000 day households as % of total	25%			

Support Costs

	Q1	Q2	Q3	Q4
Supported households	12			
Dependents of supported households	7			
Person-related cost	£11.9K			
Property-related cost	£38.7K			
Total quarterly cost	£50.6K			
Average quarterly cost per household	£4.2K			

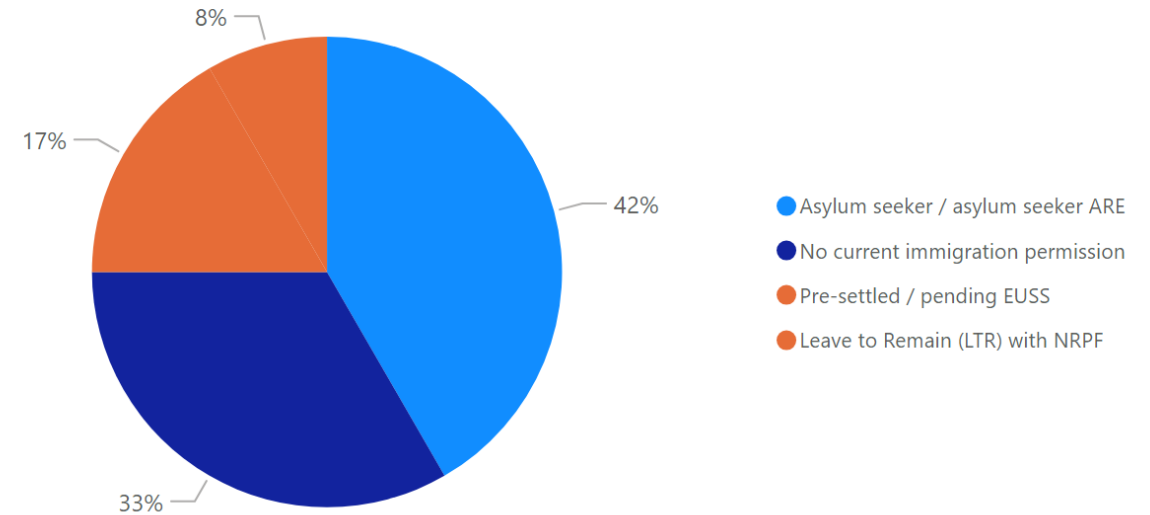
Immigration status - financially supported in Q1

Immigration Status	Immigration Status Groups	Count	Percentage
Illegal entrant / Deception - claimed asylum	Asylum seeker / asylum seeker ARE	2	16.67%
Overstayer / Breach - claimed asylum	Asylum seeker / asylum seeker ARE	3	25.00%
Limited leave with NRPF (10 year route)	Leave to Remain (LTR) with NRPF	1	8.33%
Overstayer / Breach - did not claim asylum	No current immigration permission	3	25.00%
Status not confirmed	No current immigration permission	1	8.33%
Pre-settled status LTR (EUSS)	Pre-settled / pending EUSS	2	16.67%
Total		12	100.00%

Summary of immigration status - supported in Q1‡

Immigration Status Groups	Count	Percentage
Asylum seeker / asylum seeker ARE	5	41.67%
Leave to Remain (LTR) with NRPF	1	8.33%
No current immigration permission	4	33.33%
Pre-settled / pending EUSS	2	16.67%
Total	12	100.00%

Summary of immigration status - supported in Q1‡



Immigration Status of Referred Households - Adults with care and support needs

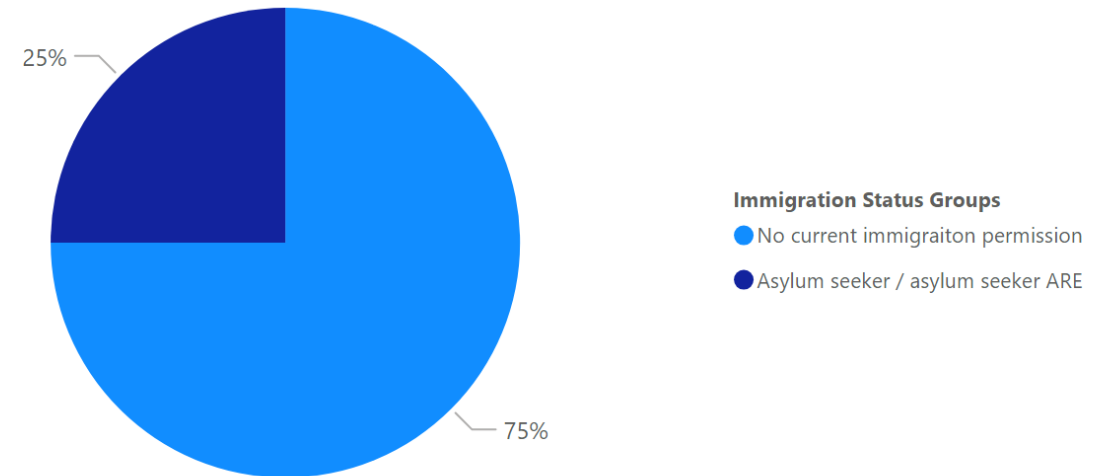
Immigration status - all referrals in Q1

Immigration Status	Immigration Status Groups	Count	Percentage
Illegal entrant / Deception - claimed asylum	Asylum seeker / asylum seeker ARE	1	25.00%
Overstayer / Breach - did not claim asylum	No current immigration permission	3	75.00%
Total		4	100.00%

Immigration status - all referrals in Q1‡

Immigration Status Groups	Count	Percentage
No current immigration permission	3	75.00%
Asylum seeker / asylum seeker ARE	1	25.00%
Total	4	100.00%

Immigration status - all referrals in Q1‡



Case Closure Reasons - Adults with care and support needs

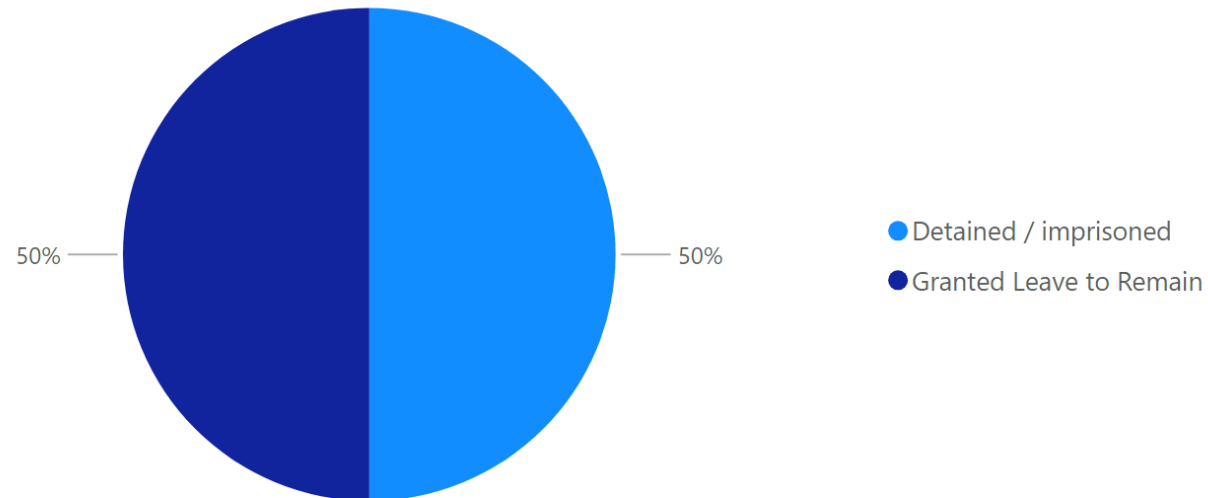
Closure reason - all closures in Q1

Reason for closure	Count	Percentage	Avg days on support
Detained / imprisoned	1	50%	205
Granted Leave to Remain	1	50%	281
Total	2	100%	243

Onward referral for those no longer eligible

Referral	Count	Avg days on support
----------	-------	---------------------

Closure reason - all closures in Q1



Families with Children in Need

Local authorities uploading financial data:

2 / 3 subscribers

Bristol

Gloucestershire

Referrals and Supported Households

	Q1	Q2	Q3	Q4
New referrals	48			
New households taken on for support	35			
Supported households closed	32			

Time on support

	Q1	Q2	Q3	Q4
Average number of days on support	420			
Households supported for 1000 days	15			
1000 day households as % of total	10%			

Support Costs

	Q1	Q2	Q3	Q4
Supported households	148			
Dependents of supported households	347			
Person-related cost	£193.7K			
Property-related cost	£544.7K			
Total cost	£738.4K			
Average cost per household	£5.0K			

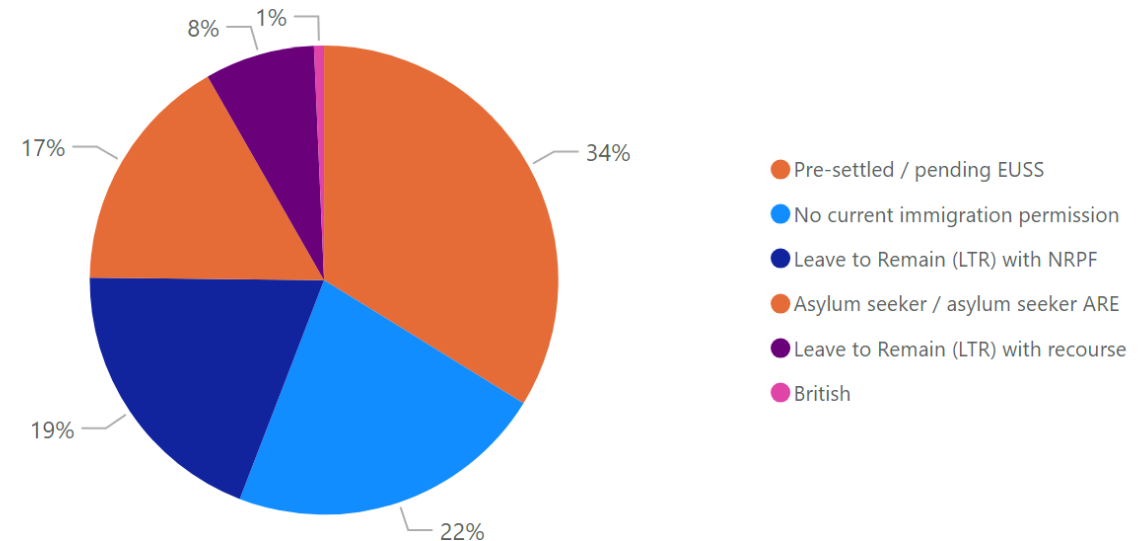
Immigration status - financially supported in Q1

Immigration Status	Immigration Status Groups	Count	Percentage
Illegal entrant / Deception - claimed asylum	Asylum seeker / asylum seeker ARE	10	6.76%
In Country Asylum Seeker	Asylum seeker / asylum seeker ARE	3	2.03%
Overstayer / Breach - claimed asylum	Asylum seeker / asylum seeker ARE	11	7.43%
Awaiting first immigration check	Awaiting first immigration status check	3	2.03%
British	British	1	0.68%
Leave to Enter as visitor - NRPF	Leave to Remain (LTR) with NRPF	5	3.38%
Limited leave with NRPF (10 year route)	Leave to Remain (LTR) with NRPF	5	3.38%
Limited leave with NRPF (other)	Leave to Remain (LTR) with NRPF	15	10.14%
Settled status ILR (EUSS)	Leave to Remain (LTR) with NRPF	3	2.03%
DDV Concession	Leave to Remain (LTR) with recourse	3	2.03%
Limited leave with recourse to public funds (10 year route)	Leave to Remain (LTR) with recourse	1	0.68%
Limited leave with recourse to public funds (other)	Leave to Remain (LTR) with recourse	2	1.35%
Refugee Status	Leave to Remain (LTR) with recourse	5	3.38%
EEA / family member (resident Dec 20)- unlawfully present	No current immigration permission	5	3.38%
EEA derived right of residence (other)	No current immigration permission	2	1.35%
Illegal entrant / Deception - did not claim asylum	No current immigration permission	3	2.03%
Overstayer / Breach - did not claim asylum	No current immigration permission	15	10.14%
Status not confirmed	No current immigration permission	7	4.73%
EUSS application submitted after 30 June 2021	Pre-settled / pending EUSS	2	1.35%
EUSS application submitted in time	Pre-settled / pending EUSS	2	1.35%
Pre-settled status LTR (EUSS)	Pre-settled / pending EUSS	45	30.41%
Total		148	100.00%

Summary of immigration status - supported in Q1‡

Immigration Status Groups	Count	Percentage
Asylum seeker / asylum seeker ARE	24	16.55%
British	1	0.69%
Leave to Remain (LTR) with NRPF	28	19.31%
Leave to Remain (LTR) with recourse	11	7.59%
No current immigration permission	32	22.07%
Pre-settled / pending EUSS	49	33.79%
Total	145	100.00%

Summary of immigration status - supported in Q1‡



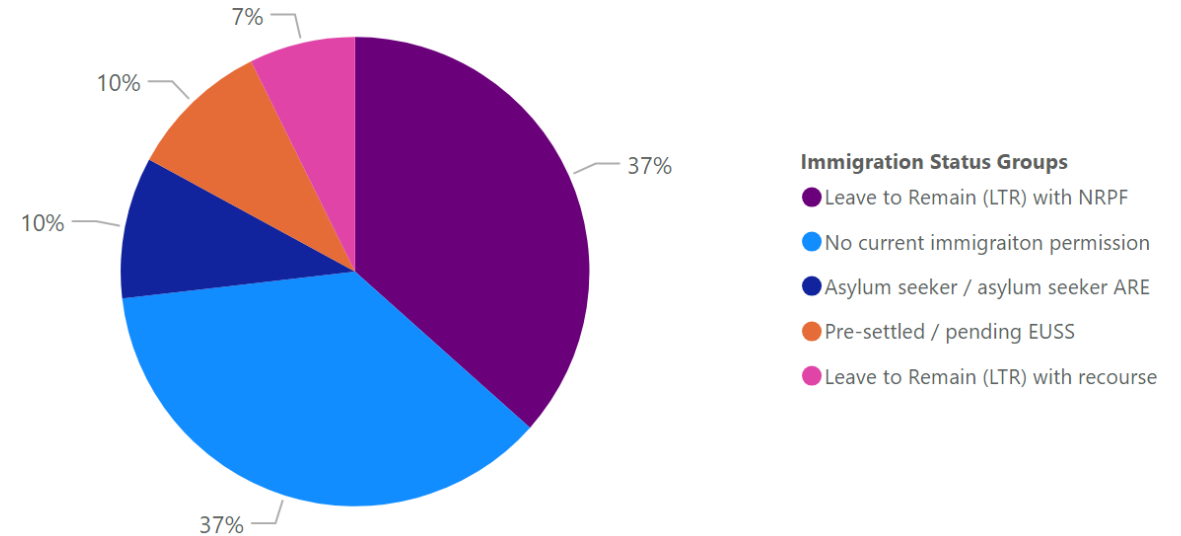
Immigration status - all referrals in Q1

Immigration Status	Immigration Status Groups	Count	Percentage
Illegal entrant / Deception - claimed asylum	Asylum seeker / asylum seeker ARE	1	2.08%
In Country Asylum Seeker	Asylum seeker / asylum seeker ARE	2	4.17%
Port Case	Asylum seeker / asylum seeker ARE	1	2.08%
Awaiting first immigration check	Awaiting first immigration status check	7	14.58%
Leave to Enter as visitor - NRPF	Leave to Remain (LTR) with NRPF	1	2.08%
Limited leave with NRPF (10 year route)	Leave to Remain (LTR) with NRPF	1	2.08%
Limited leave with NRPF (other)	Leave to Remain (LTR) with NRPF	13	27.08%
Indefinite Leave	Leave to Remain (LTR) with recourse	1	2.08%
Refugee Status	Leave to Remain (LTR) with recourse	2	4.17%
Illegal entrant / Deception - did not claim asylum	No current immigration permission	2	4.17%
Overstayer / Breach - did not claim asylum	No current immigration permission	8	16.67%
Status not confirmed	No current immigration permission	5	10.42%
EUSS application submitted in time	Pre-settled / pending EUSS	1	2.08%
Pre-settled status LTR (EUSS)	Pre-settled / pending EUSS	3	6.25%
Total		48	100.00%

Immigration status - all referrals in Q1‡

Immigration Status Groups	Count	Percentage
Leave to Remain (LTR) with NRPF	15	36.59%
No current immigration permission	15	36.59%
Asylum seeker / asylum seeker ARE	4	9.76%
Pre-settled / pending EUSS	4	9.76%
Leave to Remain (LTR) with recourse	3	7.32%
Total	41	100.00%

Immigration status - all referrals in Q1‡



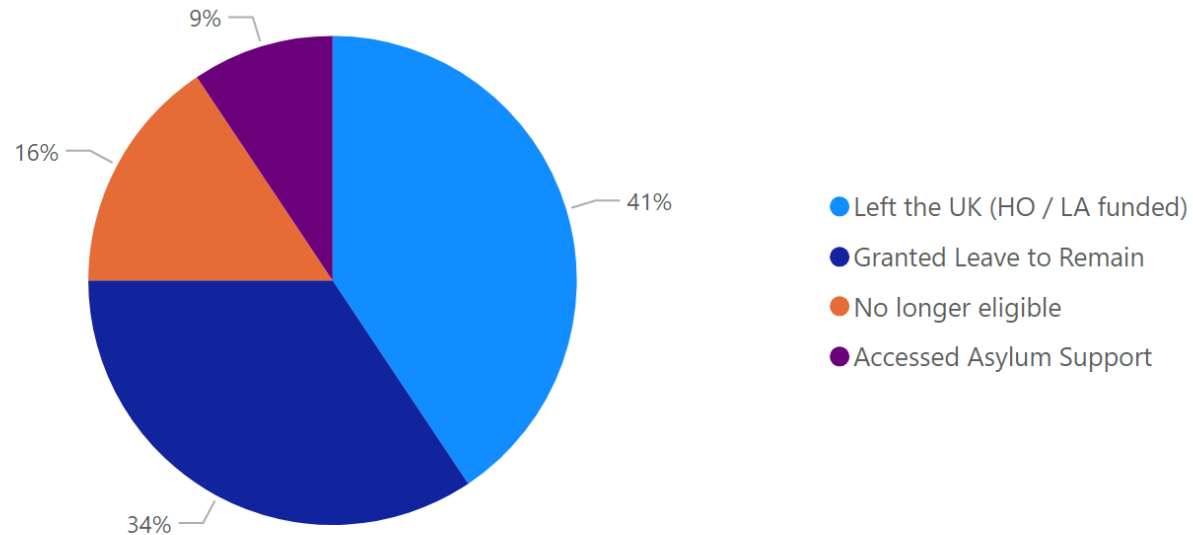
Closure reason - all closures in Q1

Reason for closure	Count	Percentage	Avg days on support
Left the UK (HO / LA funded)	13	41%	311
Granted Leave to Remain	11	34%	389
No longer eligible	5	16%	116
Accessed Asylum Support	3	9%	296
Total	32	100%	306

Onward referral for those no longer eligible

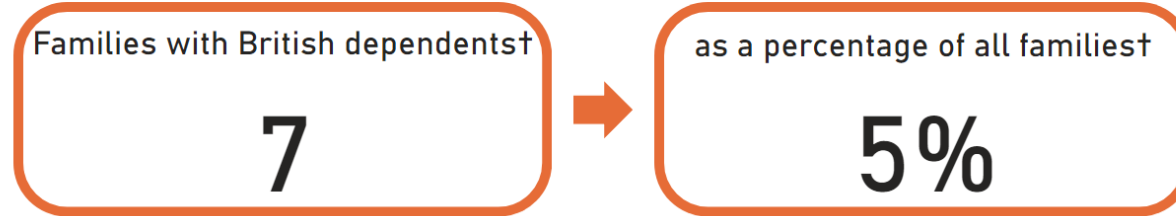
Referral	Count	Avg days on support
Referred to borough where ordinary resident	4	140
Support accessed through friends / family	1	20
Total	5	116

Closure reason - all closures in Q1

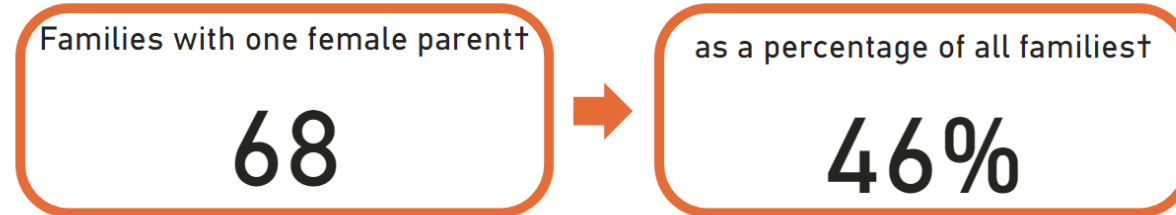
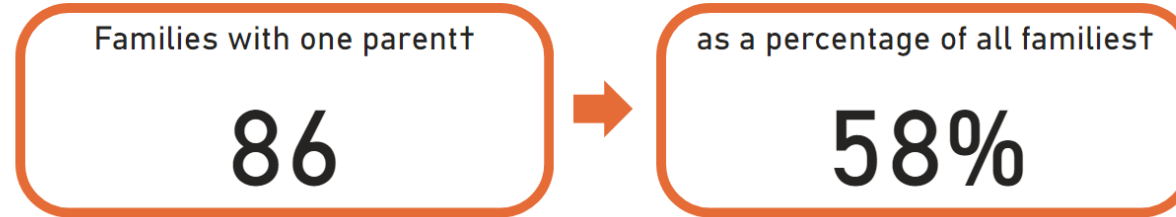


Following requests from our members, we have calculated the following figures:

Families with British Dependents



Single Parent Families



Looked after Children and Care Leavers

Local authorities uploading financial data:

2 / 3 subscribers

Bristol

Gloucestershire

Referrals and Supported Households

	Q1	Q2	Q3	Q4
New cases taken on for support	(Blank)			
New cases	8			
Cases closed	6			

Open Cases

	Q1	Q2	Q3	Q4
Open cases	170			
Open cases under age of 18	48			
Open cases aged 18-20	89			
Open cases aged 21-24	33			

Support Costs

	Q1	Q2	Q3	Q4
Financially supported cases	23			
Person-related cost	£115K			
Property-related cost	£84.02K			
Total cost	£198.61K			
Average cost per case	£8.64K			

Immigration Status of Supported Households - Children and Care Leavers

Immigration status - open cases in Q1

Immigration Status	Immigration Status Groups	Count	Percentage
Awaiting first immigration check	Awaiting first immigration status check	5	2.94%
EUSS application submitted pre-30 June 2021	Pre-settled / pending EUSS	1	0.59%
Humanitarian Protection	Leave to Remain (LTR) with recourse	1	0.59%
Illegal entrant / Deception - claimed asylum	Asylum seeker / asylum seeker ARE	79	46.47%
Illegal entrant / Deception - did not claim asylum	No current immigration permission	17	10.00%
In Country Asylum Seeker	Asylum seeker / asylum seeker ARE	13	7.65%
Indefinite Leave	Leave to Remain (LTR) with recourse	1	0.59%
No record held by Home Office	No current immigration permission	3	1.76%
Overstayer / Breach - claimed asylum	Asylum seeker / asylum seeker ARE	1	0.59%
Overstayer / Breach - did not claim asylum	No current immigration permission	2	1.18%
Port Case	Asylum seeker / asylum seeker ARE	9	5.29%
Pre-settled status LTR (EUSS)	Pre-settled / pending EUSS	1	0.59%
Refugee Status	Leave to Remain (LTR) with recourse	8	4.71%
Status not confirmed	No current immigration permission	29	17.06%
Total		170	100.00%

Summary of immigration status - open cases in Q1†

Immigration Status Groups	Count	Percentage
Asylum seeker / asylum seeker ARE	102	61.82%
No current immigration permission	51	30.91%
Leave to Remain (LTR) with recourse	10	6.06%
Pre-settled / pending EUSS	2	1.21%
Total	165	100.00%

Summary of immigration status - open cases in Q1†

