



NRPF Connect Data Report Q4 2024/25

South East

What is the NRPF Connect data report Q4 2024/25?

This data report collates and analyses the data recorded by councils in the South East region using NRPF Connect in the third quarter of the 2024/25 financial year. It provides a summary of referrals made and the support provided by social care services around the UK for people with no recourse to public funds (NRPF). The data is used to inform policy recommendations.

What is NRPF Connect?

NRPF Connect is the national database and case management tool for councils to record details of households with NRPF that are being provided with accommodation and/or financial support by social services, hosted by the NRPF Network.

What support is recorded on NRPF Connect?

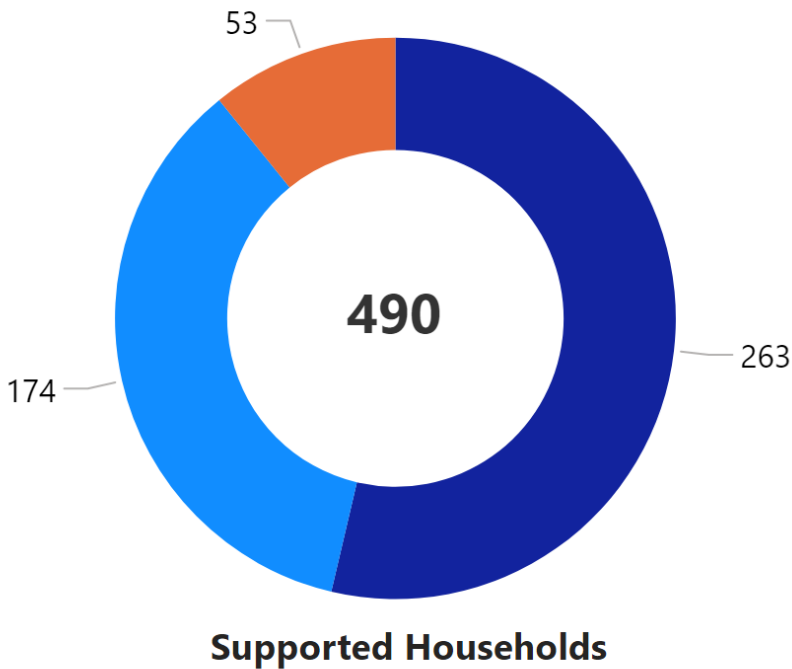
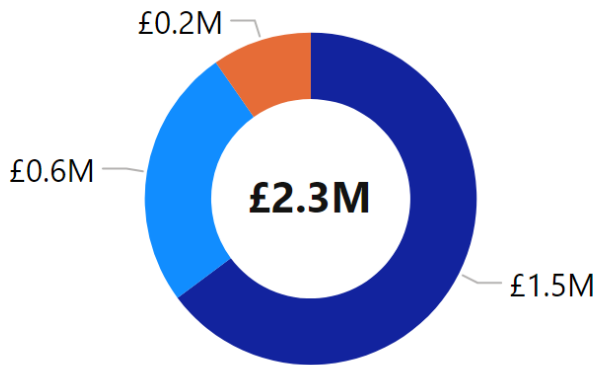
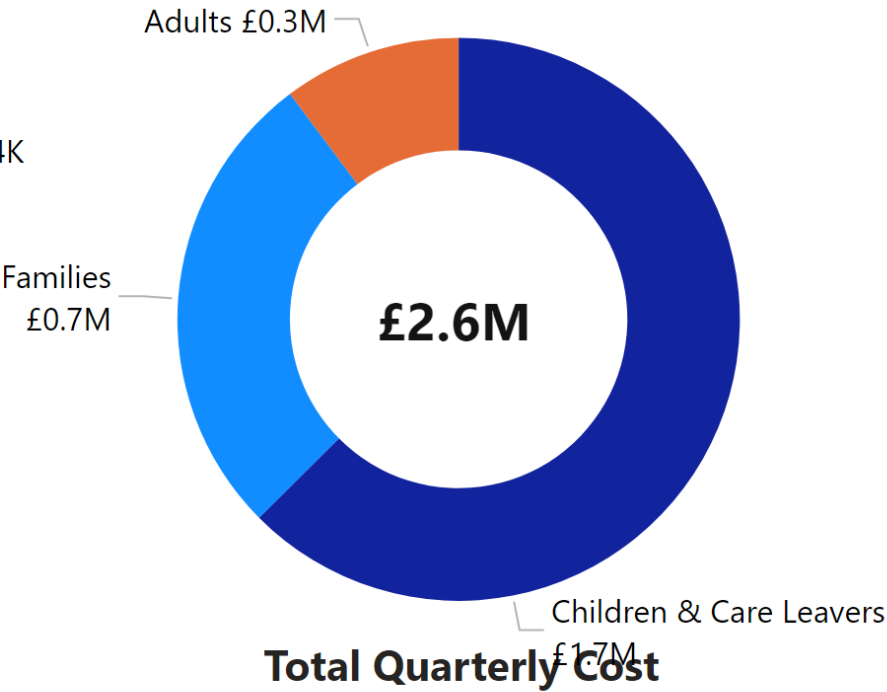
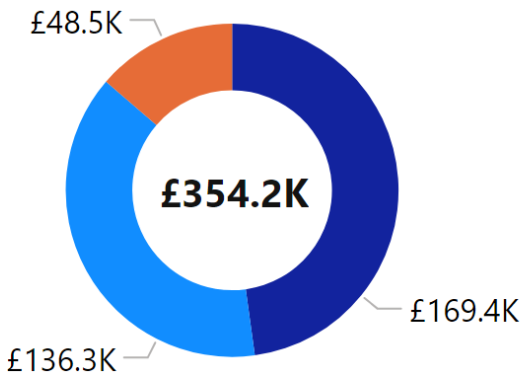
Councils can provide accommodation and financial support to people who are excluded from claiming benefits and mainstream housing assistance when statutory duties are engaged under social care legislation. Local authorities across the UK record the social care services they provide to families, adults with care needs, and care leavers with no recourse to public funds (NRPF). You can read more about NRPF support on the [NRPF Network website](#).

Notes on the data

- “Adults” refers to adults with care needs provided with support under S18(1) Care Act 2014, S19(1) Care Act 2014, S12 Social Work (Scotland) Act 1968, S35 Social Services & Well-being (Wales) Act 2014, P7 Housing Act 1996, S1 Localism Act 2011, or S117 Mental Health Act 1983.
- “Families” refers to families with a child in need with support under S17 Children Act 1989, S22 Children (Scotland) Act 1995, or S37 Social Services & Well-Being (Wales) Act 2014.
- “Children and care leavers” refers to looked after children and young people leaving care supported under Children (Leaving Care) Act 2000, S20 Children Act 1989, S25 Children (Scotland) Act 1995, S29 & S30 Children (Scotland) Act 1995, or Part 6 Social Services & Well-Being (Wales) Act 2014
- “Support costs” relate to accommodation and financial support (subsistence) costs only, and do not include staffing or other costs incurred by councils delivering support to NRPF households.
- Data was last downloaded from NRPF Connect on 29/07/2025
- “Year-to-date” figures cover the time period from the start of the financial year to the end of the reported quarter.

Key

‡ - Those awaiting a first immigration check have been removed from the summary



- Families
- Children & Care Leavers
- Adults

14 local authority subscribers

Adults with care and support needs

Local authorities uploading financial data:

8 /14 subscribers

Brighton and Hove	East Sussex	Hampshire
Kent	Milton Keynes	Slough
Southampton	Surrey	

Referrals and Supported Households

	Q1	Q2	Q3	Q4	Year-to-date
New referrals	25	22	23	33	103
New households taken on for support	4	2	1	6	13
Supported households closed	9	1	3	6	19

Time on support

	Q1	Q2	Q3	Q4	Year-to-date
Average number of days on support	1118	1281	1357	1316	1166
Households supported for 1000 days	24	24	24	26	28
1000 day households as % of total	42%	48%	48%	49%	42%

Support Costs

	Q1	Q2	Q3	Q4	Year-to-date
Supported households	57	50	50	53	66
Dependents of supported households	9	6	6	8	13
Person-related cost	£44.7K	£41.9K	£47.0K	£48.5K	£182.1K
Property-related cost	£243.6K	£236.0K	£232.5K	£221.4K	£933.6K
Total quarterly cost	£288.4K	£277.9K	£279.5K	£269.9K	£1.1M
Average quarterly cost per household	£5.1K	£5.6K	£5.6K	£5.1K	£16.9K

Immigration Status of Supported Households - Adults with care and support needs

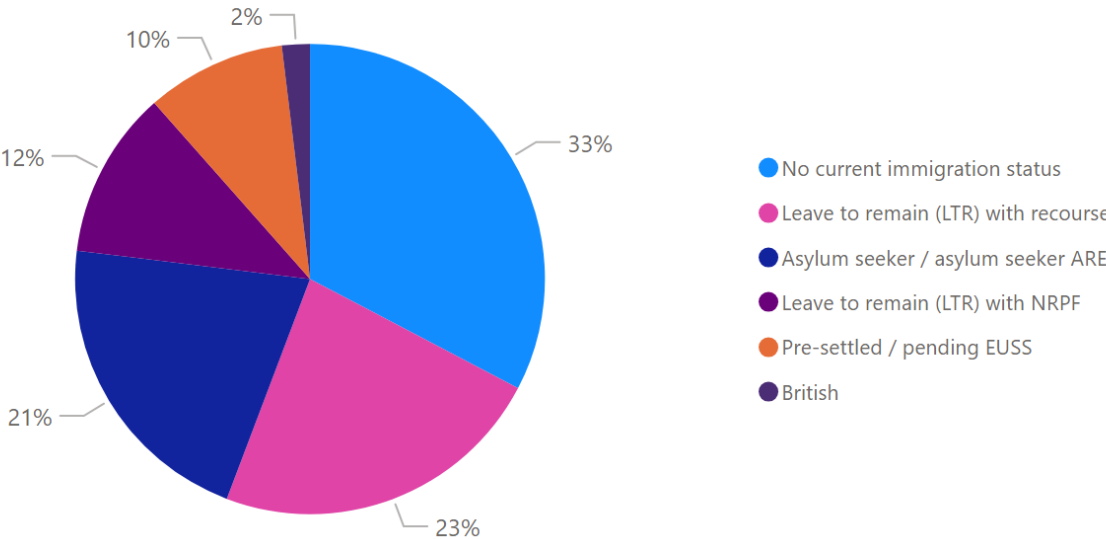
Immigration status - financially supported in Q4

Immigration Status	Immigration Status Group	Count	Percentage
Illegal entrant / Deception - claimed asylum	Asylum seeker / asylum seeker ARE	7	13.21%
Overstay / Breach - claimed asylum	Asylum seeker / asylum seeker ARE	2	3.77%
Port Case	Asylum seeker / asylum seeker ARE	2	3.77%
Awaiting first immigration check	Awaiting first immigration check	1	1.89%
British	British	1	1.89%
Limited leave with NRPF (other)	Leave to remain (LTR) with NRPF	6	11.32%
Discretionary Leave (DL) - other	Leave to remain (LTR) with recourse	1	1.89%
Humanitarian Protection	Leave to remain (LTR) with recourse	1	1.89%
Limited leave with recourse to public funds (other)	Leave to remain (LTR) with recourse	8	15.09%
Refugee Status	Leave to remain (LTR) with recourse	2	3.77%
EEA / family member (resident Dec 20)- unlawfully present	No current immigration status	1	1.89%
EEA family permit	No current immigration status	1	1.89%
Illegal entrant / Deception - did not claim asylum	No current immigration status	1	1.89%
Overstay / Breach - did not claim asylum	No current immigration status	8	15.09%
Status not confirmed	No current immigration status	6	11.32%
EUSS application submitted in time	Pre-settled / pending EUSS	1	1.89%
Pre-settled status LTR (EUSS)	Pre-settled / pending EUSS	4	7.55%
Total		53	100.00%

Summary of immigration status - supported in Q4

Immigration Status Group	Count	Percentage
No current immigration status	17	32.69%
Leave to remain (LTR) with recourse	12	23.08%
Asylum seeker / asylum seeker ARE	11	21.15%
Leave to remain (LTR) with NRPF	6	11.54%
Pre-settled / pending EUSS	5	9.62%
British	1	1.92%
Total	52	100.00%

Summary of immigration status - supported in Q4



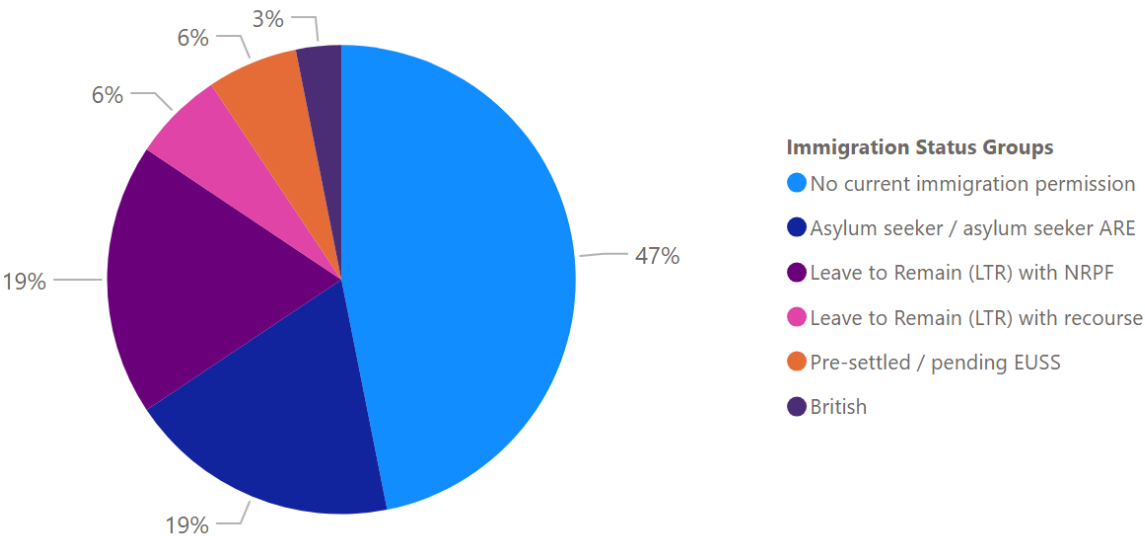
Immigration status - all referrals in Q4

Immigration Status	Immigration Status Groups	Count	Percentage
Illegal entrant / Deception - claimed asylum	Asylum seeker / asylum seeker ARE	1	3.03%
In Country Asylum Seeker	Asylum seeker / asylum seeker ARE	1	3.03%
Overstayer / Breach - claimed asylum	Asylum seeker / asylum seeker ARE	2	6.06%
Port Case	Asylum seeker / asylum seeker ARE	2	6.06%
Awaiting first immigration check	Awaiting first immigration status check	1	3.03%
British	British	1	3.03%
Limited leave with NRPF (10 year route)	Leave to Remain (LTR) with NRPF	1	3.03%
Limited leave with NRPF (other)	Leave to Remain (LTR) with NRPF	5	15.15%
Indefinite Leave	Leave to Remain (LTR) with recourse	2	6.06%
Illegal entrant / Deception - did not claim asylum	No current immigration permission	1	3.03%
Overstayer / Breach - did not claim asylum	No current immigration permission	7	21.21%
Status not confirmed	No current immigration permission	7	21.21%
EUSS application submitted in time	Pre-settled / pending EUSS	1	3.03%
Pre-settled status LTR (EUSS)	Pre-settled / pending EUSS	1	3.03%
Total		33	100.00%

Immigration status - all referrals in Q4†

Immigration Status Groups	Count	Percentage
No current immigration permission	15	46.88%
Asylum seeker / asylum seeker ARE	6	18.75%
Leave to Remain (LTR) with NRPF	6	18.75%
Leave to Remain (LTR) with recourse	2	6.25%
Pre-settled / pending EUSS	2	6.25%
British	1	3.13%
Total	32	100.00%

Immigration status - all referrals in Q4†



Case Closure Reasons - Adults with care and support needs

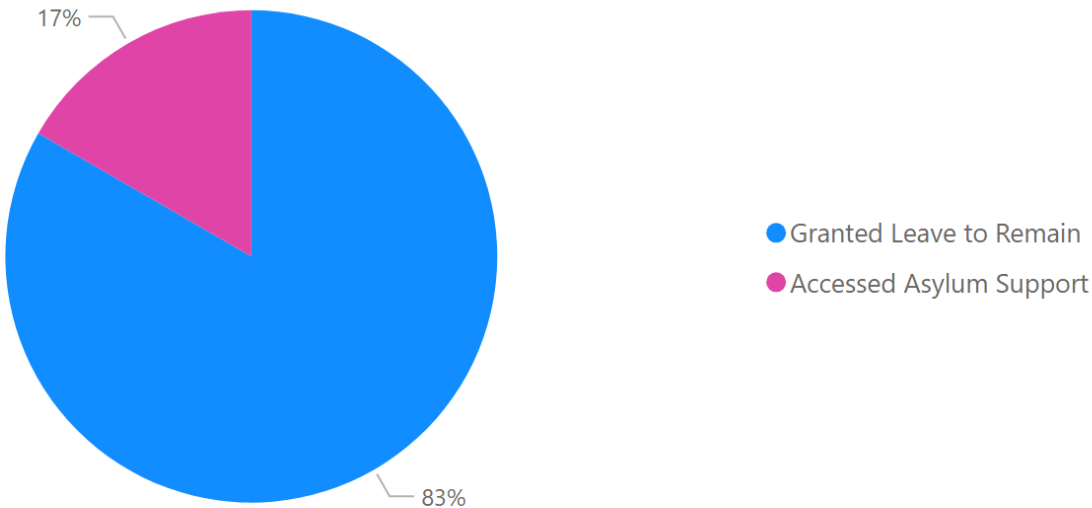
Closure reason - all closures in Q4

Reason for closure	Count	Percentage	Avg days on support
Granted Leave to Remain	5	83%	1248
Accessed Asylum Support	1	17%	464
Total	6	100%	1118

Onward referral for those no longer eligible

Referral	Count	Percentage
----------	-------	------------

Closure reason - all closures in Q4



Families with Children in Need

Local authorities uploading financial data:
13/14 subscribers

Brighton and Hove	Buckinghamshire	East Sussex
Hampshire	Kent	Medway
Milton Keynes	Oxfordshire	Portsmouth
Reading	Southampton	Surrey
West Sussex		

Referrals and Supported Households

	Q1	Q2	Q3	Q4	Year-to-date
New referrals	106	89	99	115	409
New households taken on for support	26	24	22	28	100
Supported households closed	29	27	19	29	104

Time on support

	Q1	Q2	Q3	Q4	Year-to-date
Average number of days on support	636	647	681	649	606
Households supported for 1000 days	37	41	42	43	54
1000 day households as % of total	21%	24%	25%	25%	22%

Support Costs

	Q1	Q2	Q3	Q4	Year-to-date
Supported households	175	170	165	174	249
Dependents of supported households	308	291	292	303	446
Person-related cost	£174.0K	£165.0K	£162.9K	£136.3K	£638.2K
Property-related cost	£556.6K	£544.1K	£559.7K	£581.6K	£2.2M
Total quarterly cost	£730.6K	£709.1K	£722.5K	£718.0K	£2.9M
Average quarterly cost per household	£4.2K	£4.2K	£4.4K	£4.1K	£11.6K

Immigration Status of Supported Households - Families

South East
Data Report - Q4 FY 2024/25

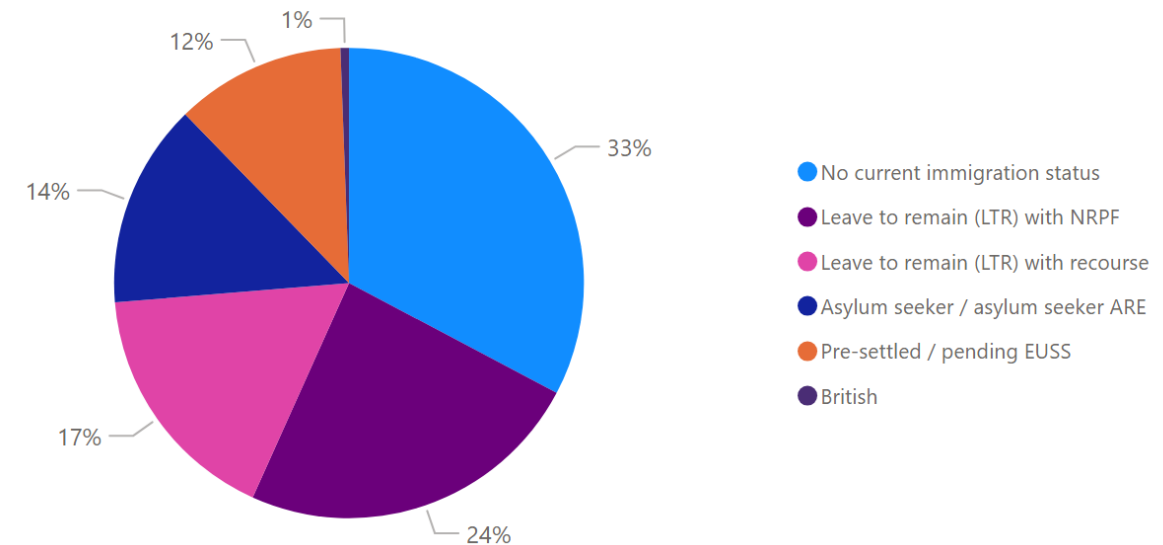
Immigration status - financially supported in Q4

Immigration Status	Immigration Status Group	Count	Percentage
Illegal entrant / Deception - claimed asylum	Asylum seeker / asylum seeker ARE	8	4.60%
In Country Asylum Seeker	Asylum seeker / asylum seeker ARE	1	0.57%
Overstay / Breach - claimed asylum	Asylum seeker / asylum seeker ARE	15	8.62%
Awaiting first immigration check	Awaiting first immigration check	3	1.72%
British	British	1	0.57%
Leave to Enter as visitor - NRPF	Leave to remain (LTR) with NRPF	2	1.15%
Limited leave with NRPF (10 year route)	Leave to remain (LTR) with NRPF	3	1.72%
Limited leave with NRPF (other)	Leave to remain (LTR) with NRPF	36	20.69%
DDV Concession	Leave to remain (LTR) with recourse	1	0.57%
Indefinite Leave	Leave to remain (LTR) with recourse	4	2.30%
Limited leave with recourse to public funds (10 year route)	Leave to remain (LTR) with recourse	2	1.15%
Limited leave with recourse to public funds (following COC)	Leave to remain (LTR) with recourse	2	1.15%
Limited leave with recourse to public funds (other)	Leave to remain (LTR) with recourse	16	9.20%
Refugee Status	Leave to remain (LTR) with recourse	4	2.30%
EEA / family member (resident Dec 20)- unlawfully present	No current immigration status	3	1.72%
Illegal entrant / Deception - did not claim asylum	No current immigration status	5	2.87%
Overstay / Breach - did not claim asylum	No current immigration status	35	20.11%
Status not confirmed	No current immigration status	13	7.47%
EUSS application submitted after 30 June 2021	Pre-settled / pending EUSS	1	0.57%
EUSS application submitted pre-30 June 2021	Pre-settled / pending EUSS	2	1.15%
Pre-settled status LTR (EUSS)	Pre-settled / pending EUSS	17	9.77%
Total		174	100.00%

Summary of immigration status - supported in Q4

Immigration Status Group	Count	Percentage
No current immigration status	56	32.75%
Leave to remain (LTR) with NRPF	41	23.98%
Leave to remain (LTR) with recourse	29	16.96%
Asylum seeker / asylum seeker ARE	24	14.04%
Pre-settled / pending EUSS	20	11.70%
British	1	0.58%
Total	171	100.00%

Summary of immigration status - supported in Q4



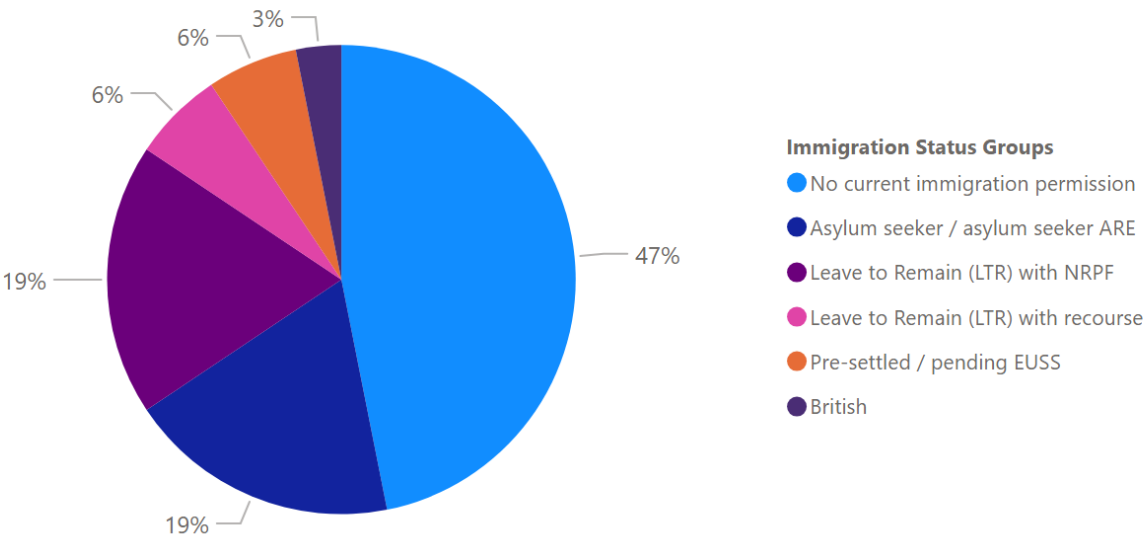
Immigration status - all referrals in Q4

Immigration Status	Immigration Status Groups	Count	Percentage
Illegal entrant / Deception - claimed asylum	Asylum seeker / asylum seeker ARE	1	3.03%
In Country Asylum Seeker	Asylum seeker / asylum seeker ARE	1	3.03%
Overstayer / Breach - claimed asylum	Asylum seeker / asylum seeker ARE	2	6.06%
Port Case	Asylum seeker / asylum seeker ARE	2	6.06%
Awaiting first immigration check	Awaiting first immigration status check	1	3.03%
British	British	1	3.03%
Limited leave with NRPF (10 year route)	Leave to Remain (LTR) with NRPF	1	3.03%
Limited leave with NRPF (other)	Leave to Remain (LTR) with NRPF	5	15.15%
Indefinite Leave	Leave to Remain (LTR) with recourse	2	6.06%
Illegal entrant / Deception - did not claim asylum	No current immigration permission	1	3.03%
Overstayer / Breach - did not claim asylum	No current immigration permission	7	21.21%
Status not confirmed	No current immigration permission	7	21.21%
EUSS application submitted in time	Pre-settled / pending EUSS	1	3.03%
Pre-settled status LTR (EUSS)	Pre-settled / pending EUSS	1	3.03%
Total		33	100.00%

Immigration status - all referrals in Q4†

Immigration Status Groups	Count	Percentage
No current immigration permission	15	46.88%
Asylum seeker / asylum seeker ARE	6	18.75%
Leave to Remain (LTR) with NRPF	6	18.75%
Leave to Remain (LTR) with recourse	2	6.25%
Pre-settled / pending EUSS	2	6.25%
British	1	3.13%
Total	32	100.00%

Immigration status - all referrals in Q4†



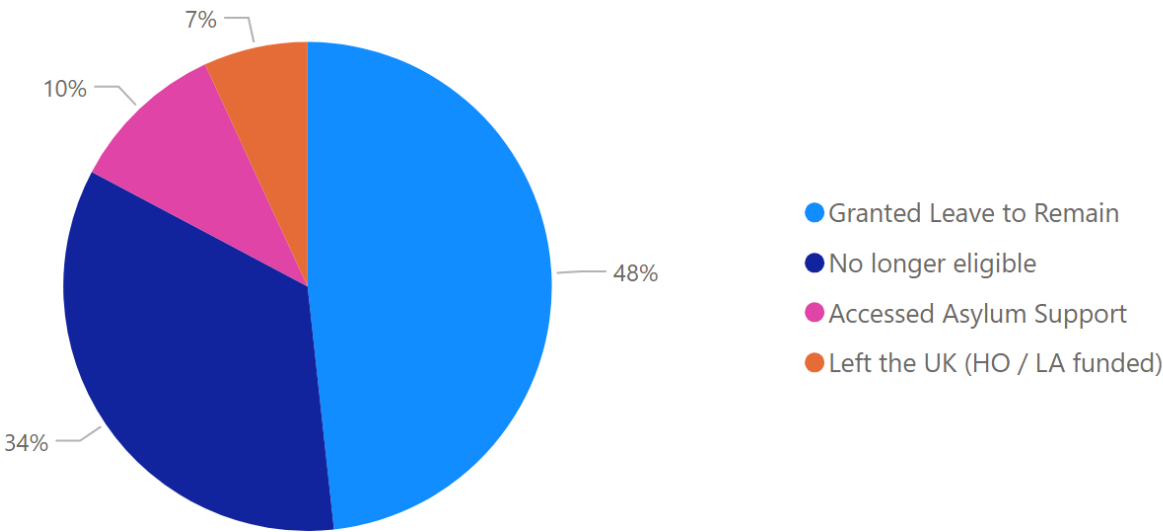
Closure reason - all closures in Q4

Reason for closure	Count	Percentage	Avg days on support
Granted Leave to Remain	14	48%	526
No longer eligible	10	34%	667
Accessed Asylum Support	3	10%	496
Left the UK (HO / LA funded)	2	7%	321
Total	29	100%	557

Onward referral for those no longer eligible

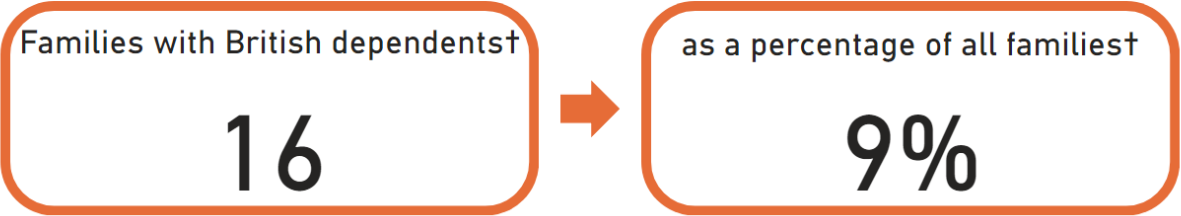
Referral	Count	Percentage
Support accessed through friends / family	5	50%
Mainstream benefits and housing services	2	20%
Employment	1	10%
NRM accommodation	1	10%
Referred to borough where ordinary resident	1	10%
Total	10	100%

Closure reason - all closures in Q4

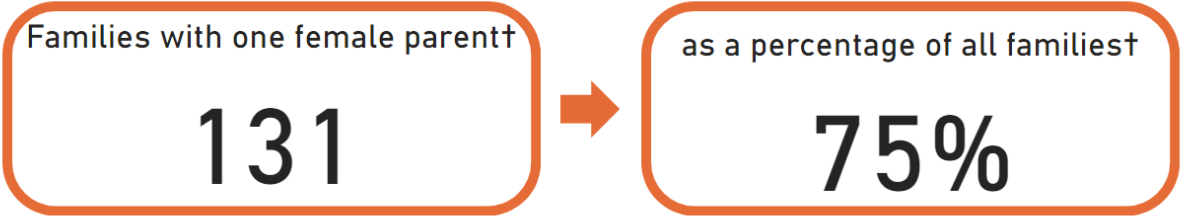
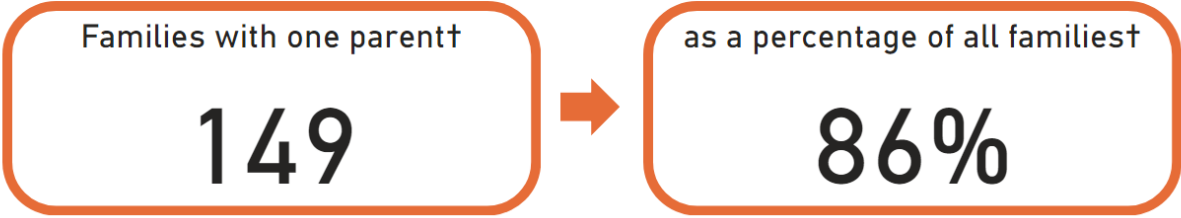


Following requests from our members, we have calculated the following figures:

Families with British Dependents



Single Parent Families



Looked after Children and Care Leavers

Local authorities uploading financial data:

10/14 subscribers

Brighton and Hove	Buckinghamshire	Hampshire
Kent	Milton Keynes	Oxfordshire
Portsmouth	Reading	Surrey
West Sussex		

Referrals and Supported Households

	Q1	Q2	Q3	Q4	Year-to-date
New cases taken on for support	8	4	6	5	23
New cases	29	14	15	68	126
Cases closed	45	16	23	39	123

Open Cases

	Q1	Q2	Q3	Q4	Year-to-date
Open cases	739	701	713	690	831
Open cases under age of 18	80	60	102	36	120
Open cases aged 18-20	426	402	396	316	470
Open cases aged 21-24	233	239	215	338	241

Support Costs

	Q1	Q2	Q3	Q4	Year-to-date
Financially supported cases	291	273	263	243	309
Person-related cost	£154K	£154K	£164K	£169K	£650.1K
Property-related cost	£1.52M	£1.52M	£1.52M	£1.48M	£6.1M
Total cost	£1.68M	£1.67M	£1.68M	£1.65M	£6.7M
Average cost per case	£5.76K	£6.12K	£6.22K	£6.27K	£21.7K

Immigration Status of Supported Households - Children and Care Leavers

South East
Data Report - Q4 FY 2024/25

Immigration status - open cases in Q4

Immigration Status	Immigration Status Groups	Count	Percentage
Illegal entrant / Deception - claimed asylum	Asylum seeker / asylum seeker ARE	344	49.86%
In Country Asylum Seeker	Asylum seeker / asylum seeker ARE	34	4.93%
Overstayer / Breach - claimed asylum	Asylum seeker / asylum seeker ARE	20	2.90%
Port Case	Asylum seeker / asylum seeker ARE	45	6.52%
Awaiting first immigration check	Awaiting first immigration status check	5	0.72%
Limited leave with NRPF (10 year route)	Leave to Remain (LTR) with NRPF	1	0.14%
Limited leave with NRPF (other)	Leave to Remain (LTR) with NRPF	5	0.72%
Discretionary Leave (DL) - other	Leave to Remain (LTR) with recourse	2	0.29%
Humanitarian Protection	Leave to Remain (LTR) with recourse	15	2.17%
Indefinite Leave	Leave to Remain (LTR) with recourse	2	0.29%
Limited leave with recourse to public funds (other)	Leave to Remain (LTR) with recourse	29	4.20%
Refugee Status	Leave to Remain (LTR) with recourse	136	19.71%
Settled status ILR (EUSS)	Leave to Remain (LTR) with recourse	1	0.14%
UASC leave	Leave to Remain (LTR) with recourse	2	0.29%
EEA / family member (resident Dec 20)- unlawfully present	No current immigration permission	1	0.14%
EEA national - no record on HO systems	No current immigration permission	1	0.14%
Illegal entrant / Deception - did not claim asylum	No current immigration permission	4	0.58%
No record held by Home Office	No current immigration permission	2	0.29%
Overstayer / Breach - did not claim asylum	No current immigration permission	3	0.43%
Status not confirmed	No current immigration permission	35	5.07%
EUSS application submitted in time	Pre-settled / pending EUSS	1	0.14%
EUSS application submitted pre-30 June 2021	Pre-settled / pending EUSS	2	0.29%
Total		690	100.00%

Summary of immigration status - open cases in Q4†

Immigration Status Groups	Count	Percentage
Asylum seeker / asylum seeker ARE	443	64.67%
Leave to Remain (LTR) with recourse	187	27.30%
No current immigration permission	46	6.72%
Leave to Remain (LTR) with NRPF	6	0.88%
Pre-settled / pending EUSS	3	0.44%
Total	685	100.00%

Summary of immigration status - open cases in Q4†

