



NRPF Connect Data Report Q2 2024/25

South East

What is the NRPF Connect data report Q2 2024/25?

This data report collates and analyses the data recorded by councils in the South East region using NRPF Connect in the second quarter of the 2024/25 financial year. It provides a summary of referrals made and the support provided by social care services around the UK for people with no recourse to public funds (NRPF). The data is used to inform policy recommendations.

What is NRPF Connect?

NRPF Connect is the national database and case management tool for councils to record details of households with NRPF that are being provided with accommodation and/or financial support by social services, hosted by the NRPF Network.

What support is recorded on NRPF Connect?

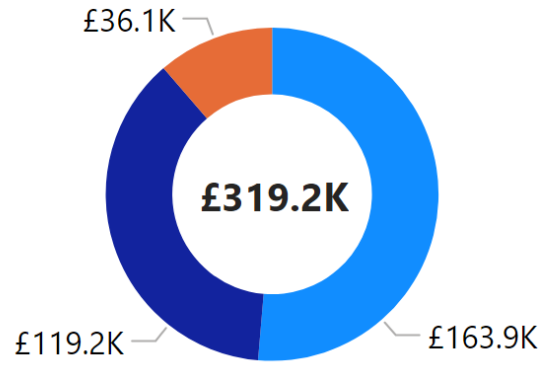
Councils can provide accommodation and financial support to people who are excluded from claiming benefits and mainstream housing assistance when statutory duties are engaged under social care legislation. Local authorities across the UK record the social care services they provide to families, adults with care needs, and care leavers with no recourse to public funds (NRPF). You can read more about NRPF support on the [NRPF Network website](#).

Notes on the data

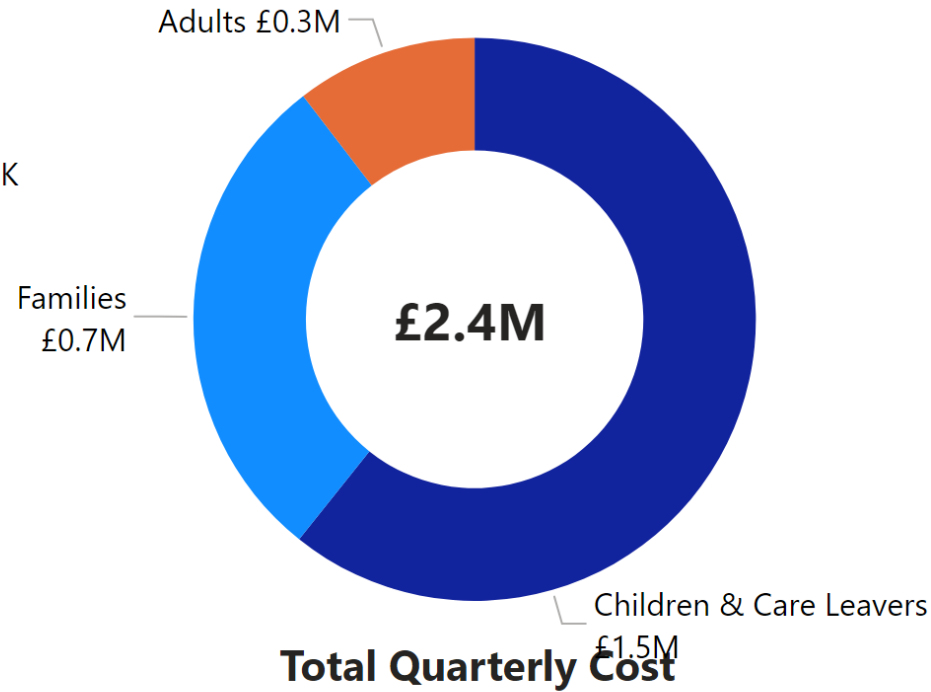
- “Adults” refers to adults with care needs provided with support under S18(1) Care Act 2014, S19(1) Care Act 2014, S12 Social Work (Scotland) Act 1968, P7 Housing Act 1996, S1 Localism Act 2011, or S117 Mental Health Act 1983.
- “Families” refers to families with a child in need with support under S17 Children Act 1989 or S22 Children (Scotland) Act 1995.
- “Children and care leavers” refers to looked after children and young people leaving care supported under Children (Leaving Care) Act 2000, S20 Children Act 1989, S25 Children (Scotland) Act 1995, or S29 & S30 Children (Scotland) Act 1995.
- “Support costs” relate to accommodation and financial support (subsistence) costs only, and do not include staffing or other costs incurred by councils delivering support to NRPF households.
- Data was last downloaded from NRPF Connect on 22/10/2024
- “Year-to-date” figures cover the time period from the start of the financial year to the end of the reported quarter.

Key

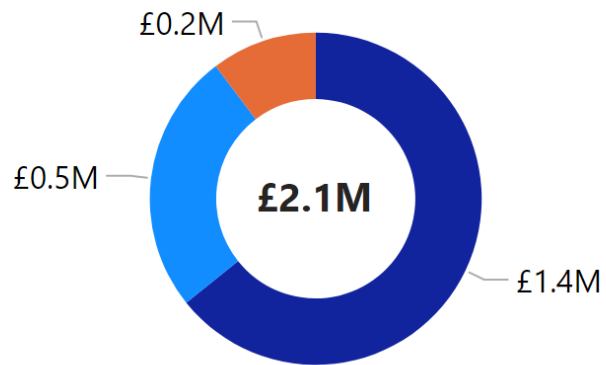
‡ - Those awaiting a first immigration check have been removed from the summary



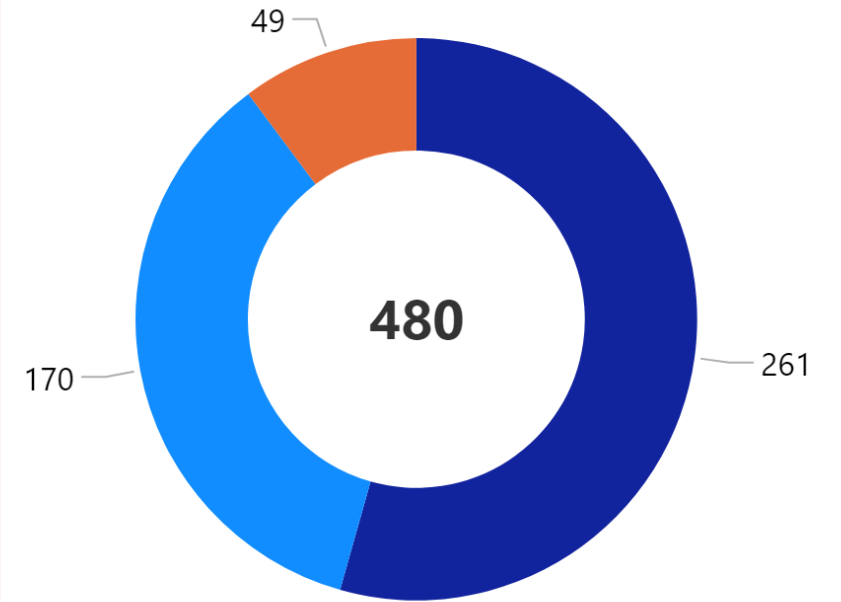
Person Related Costs



Total Quarterly Cost



Property Related Costs



Supported Households

- Families
- Children & Care Leavers
- Adults

14 local authority subscribers

Adults with care and support needs

Local authorities uploading financial data:

8 / 14 subscribers

Brighton and Hove	East Sussex	Hampshire
Kent	Milton Keynes	Slough
Southampton	Surrey	

Referrals and Supported Households

	Q1	Q2	Q3	Q4	Year-to-date
New referrals	25	22			47
New households taken on for support	4	2			6
Supported households closed	8	1			9

Time on support

	Q1	Q2	Q3	Q4	Year-to-date
Average number of days on support	1K	1K			1K
Households supported for 1000 days	24	24			25
1000 day households as % of total	43%	49%			43%

Support Costs

	Q1	Q2	Q3	Q4	Year-to-date
Supported households	56	49			58
Dependents of supported households	9	5			9
Person-related cost	£39.1K	£36.1K			£75.2K
Property-related cost	£227.1K	£218.6K			£448.3K
Total quarterly cost	£266.1K	£254.7K			£523.5K
Average quarterly cost per household	£4.8K	£5.2K			£9.0K

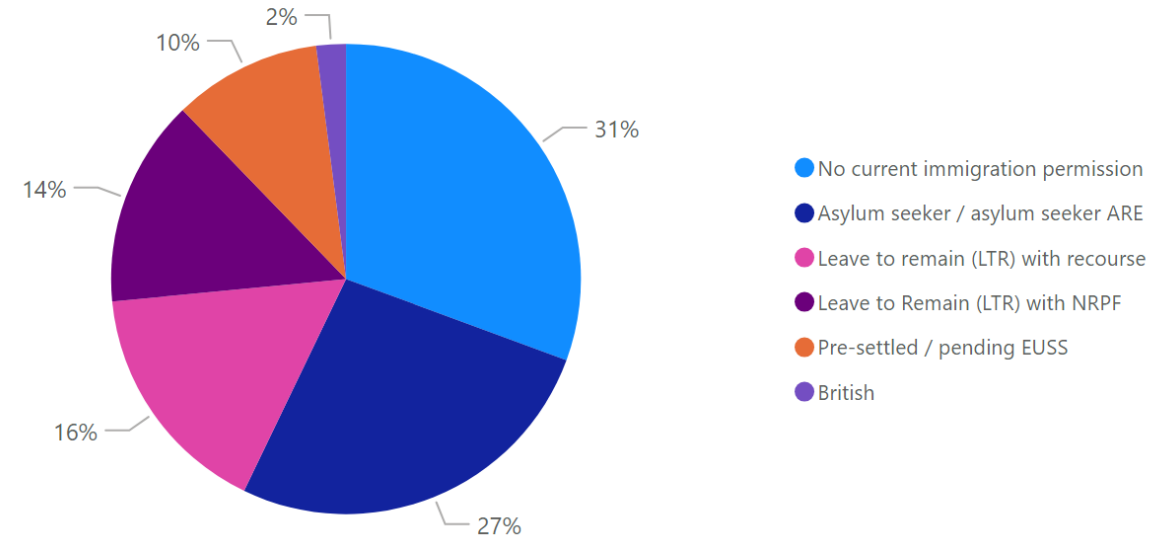
Immigration status - financially supported in Q2

Immigration Status	Immigration Status Group	Count	Percentage
British	British	1	2.04%
Discretionary Leave (DL) - other	Leave to remain (LTR) with recourse	1	2.04%
EEA / family member (resident Dec 20)- unlawfully present	No current immigration permission	1	2.04%
EEA family permit	No current immigration permission	1	2.04%
Illegal entrant / Deception - claimed asylum	Asylum seeker / asylum seeker ARE	7	14.29%
Limited leave with NRPF (other)	Leave to Remain (LTR) with NRPF	7	14.29%
Limited leave with recourse to public funds (other)	Leave to remain (LTR) with recourse	3	6.12%
Overstayer / Breach - claimed asylum	Asylum seeker / asylum seeker ARE	4	8.16%
Overstayer / Breach - did not claim asylum	No current immigration permission	10	20.41%
Port Case	Asylum seeker / asylum seeker ARE	2	4.08%
Pre-settled status LTR (EUSS)	Pre-settled / pending EUSS	5	10.20%
Refugee Status	Leave to remain (LTR) with recourse	4	8.16%
Status not confirmed	No current immigration permission	3	6.12%
Total		49	100.00%

Summary of immigration status - supported in Q2‡

Immigration Status Group	Count	Percentage
Asylum seeker / asylum seeker ARE	13	26.53%
British	1	2.04%
Leave to Remain (LTR) with NRPF	7	14.29%
Leave to remain (LTR) with recourse	8	16.33%
No current immigration permission	15	30.61%
Pre-settled / pending EUSS	5	10.20%
Total	49	100.00%

Summary of immigration status - supported in Q2‡



Immigration Status of Referred Households - Adults with care and support needs

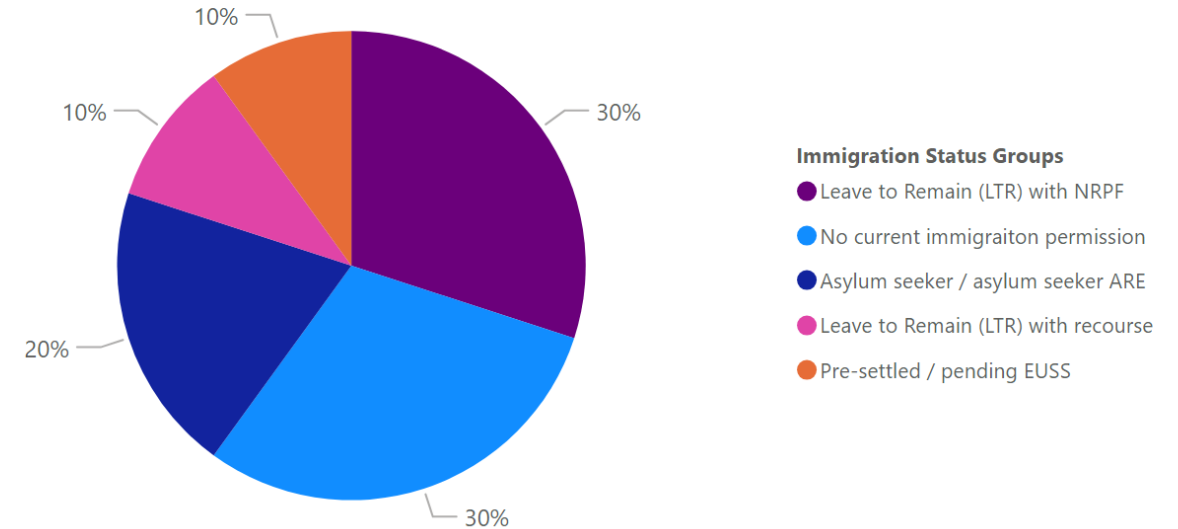
Immigration status - all referrals in Q2

Immigration Status	Immigration Status Groups	Count	Percentage
Illegal entrant / Deception - claimed asylum	Asylum seeker / asylum seeker ARE	3	13.64%
Overstayer / Breach - claimed asylum	Asylum seeker / asylum seeker ARE	1	4.55%
Awaiting first immigration check	Awaiting first immigration status check	2	9.09%
Leave to Enter as visitor - NRPF	Leave to Remain (LTR) with NRPF	1	4.55%
Limited leave with NRPF (other)	Leave to Remain (LTR) with NRPF	5	22.73%
Discretionary Leave (DL) - other	Leave to Remain (LTR) with recourse	1	4.55%
Refugee Status	Leave to Remain (LTR) with recourse	1	4.55%
Overstayer / Breach - did not claim asylum	No current immigration permission	5	22.73%
Status not confirmed	No current immigration permission	1	4.55%
Pre-settled status LTR (EUSS)	Pre-settled / pending EUSS	2	9.09%
Total		22	100.00%

Immigration status - all referrals in Q2‡

Immigration Status Groups	Count	Percentage
Leave to Remain (LTR) with NRPF	6	30.00%
No current immigration permission	6	30.00%
Asylum seeker / asylum seeker ARE	4	20.00%
Leave to Remain (LTR) with recourse	2	10.00%
Pre-settled / pending EUSS	2	10.00%
Total	20	100.00%

Immigration status - all referrals in Q2‡



Case Closure Reasons - Adults with care and support needs

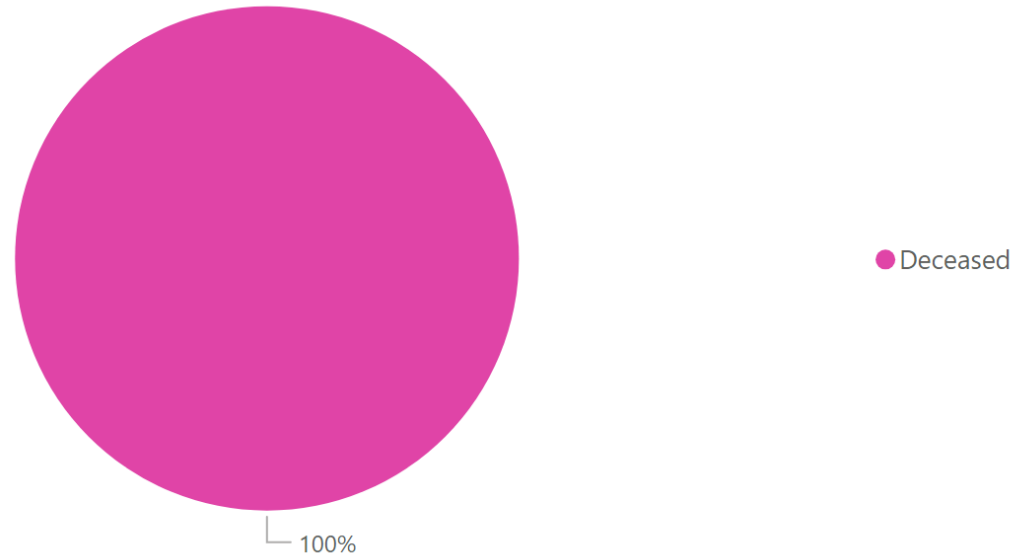
Closure reason - all closures in Q2

Reason for closure	Count	Percentage	Avg days on support
Deceased	1	100%	605
Total	1	100%	605

Onward referral for those no longer eligible

Referral	Count	Percentage
----------	-------	------------

Closure reason - all closures in Q2



Families with Children in Need

Local authorities uploading financial data:

13/14 subscribers

Brighton and Hove	Buckinghamshire	East Sussex
Hampshire	Kent	Medway
Milton Keynes	Oxfordshire	Portsmouth
Reading	Southampton	Surrey
West Sussex		

Referrals and Supported Households

	Q1	Q2	Q3	Q4	Year-to-date
New referrals	106	89			195
New households taken on for support	23	22			45
Supported households closed	28	26			54

Time on support

	Q1	Q2	Q3	Q4	Year-to-date
Average number of days on support	662	682			656
Households supported for 1000 days	40	44			48
1000 day households as % of total	23%	26%			24%

Support Costs

	Q1	Q2	Q3	Q4	Year-to-date
Supported households	176	170			198
Dependents of supported households	306	285			339
Person-related cost	£171.9K	£163.9K			£335.8K
Property-related cost	£562.9K	£540.3K			£1.1M
Total quarterly cost	£734.7K	£704.2K			£1.4M
Average quarterly cost per household	£4.2K	£4.1K			£7.3K

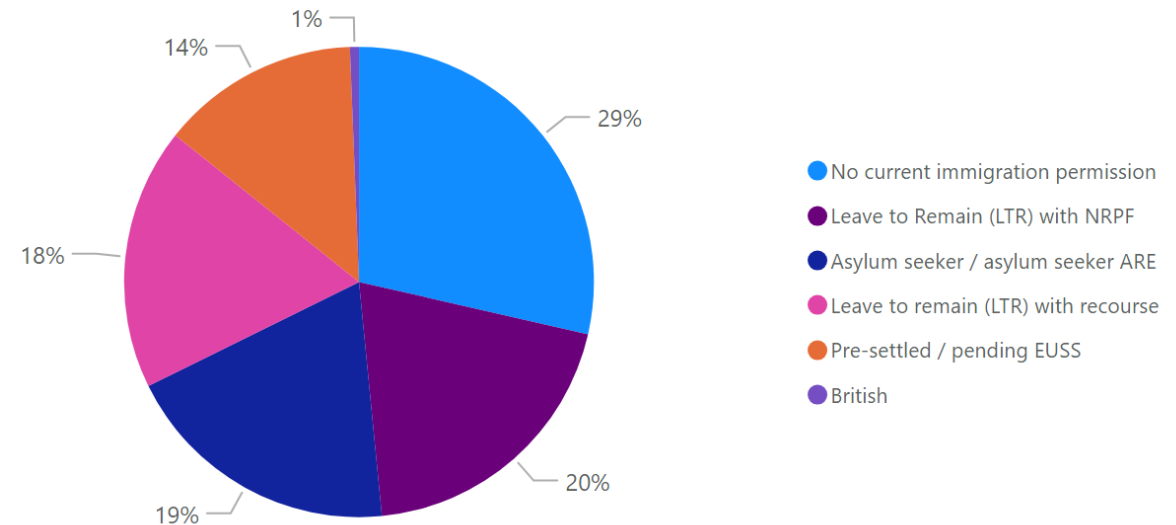
Immigration status - financially supported in Q2

Immigration Status	Immigration Status Group	Count	Percentage
Awaiting first immigration check	Awaiting first immigration check	9	5.29%
British	British	1	0.59%
DDV Concession	Leave to remain (LTR) with recourse	5	2.94%
EEA / family member (resident Dec 20)- unlawfully present	No current immigration permission	3	1.76%
EUSS application submitted pre-30 June 2021	Pre-settled / pending EUSS	2	1.18%
Illegal entrant / Deception - claimed asylum	Asylum seeker / asylum seeker ARE	8	4.71%
Illegal entrant / Deception - did not claim asylum	No current immigration permission	1	0.59%
In Country Asylum Seeker	Asylum seeker / asylum seeker ARE	3	1.76%
Indefinite Leave	Leave to remain (LTR) with recourse	1	0.59%
Leave to Enter as visitor - NRPF	Leave to Remain (LTR) with NRPF	2	1.18%
Limited leave with NRPF (10 year route)	Leave to Remain (LTR) with NRPF	5	2.94%
Limited leave with NRPF (other)	Leave to Remain (LTR) with NRPF	25	14.71%
Limited leave with recourse to public funds (10 year route)	Leave to remain (LTR) with recourse	12	7.06%
Limited leave with recourse to public funds (following COC)	Leave to remain (LTR) with recourse	1	0.59%
Limited leave with recourse to public funds (other)	Leave to remain (LTR) with recourse	5	2.94%
Overstayer / Breach - claimed asylum	Asylum seeker / asylum seeker ARE	19	11.18%
Overstayer / Breach - did not claim asylum	No current immigration permission	32	18.82%
Port Case	Asylum seeker / asylum seeker ARE	1	0.59%
Pre-settled status LTR (EUSS)	Pre-settled / pending EUSS	20	11.76%
Refugee Status	Leave to remain (LTR) with recourse	5	2.94%
Status not confirmed	No current immigration permission	10	5.88%
Total		170	100.00%

Summary of immigration status - supported in Q2‡

Immigration Status Group	Count	Percentage
Asylum seeker / asylum seeker ARE	31	19.25%
British	1	0.62%
Leave to Remain (LTR) with NRPF	32	19.88%
Leave to remain (LTR) with recourse	29	18.01%
No current immigration permission	46	28.57%
Pre-settled / pending EUSS	22	13.66%
Total	161	100.00%

Summary of immigration status - supported in Q2‡



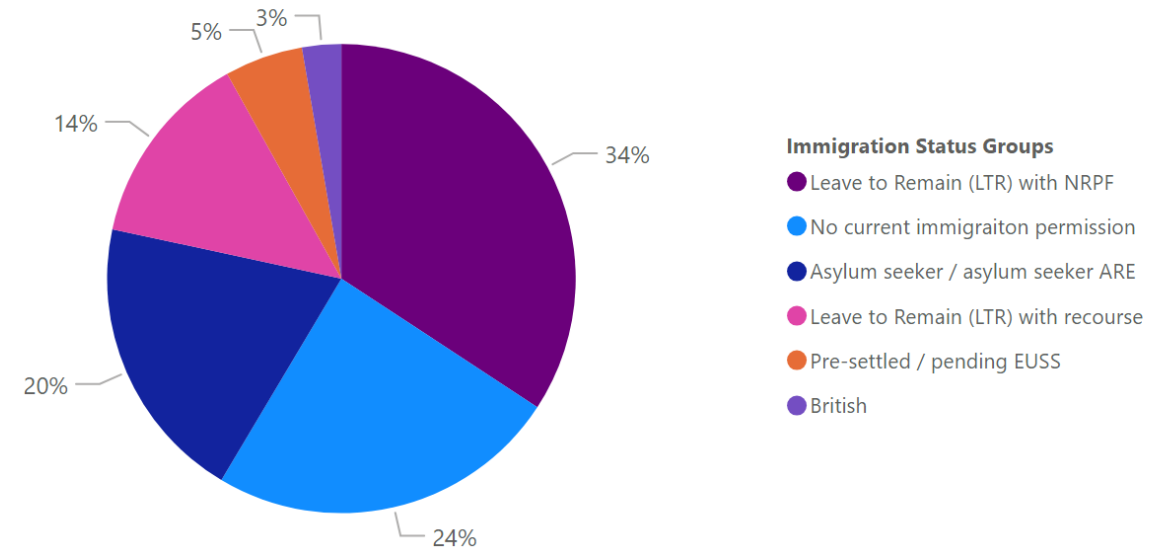
Immigration status - all referrals in Q2

Immigration Status	Immigration Status Groups	Count	Percentage
Illegal entrant / Deception - claimed asylum	Asylum seeker / asylum seeker ARE	15	12.10%
In Country Asylum Seeker	Asylum seeker / asylum seeker ARE	1	0.81%
Overstayer / Breach - claimed asylum	Asylum seeker / asylum seeker ARE	3	2.42%
Port Case	Asylum seeker / asylum seeker ARE	3	2.42%
Awaiting first immigration check	Awaiting first immigration status check	13	10.48%
British	British	3	2.42%
Hong Kong BN(O) Visa	Leave to Remain (LTR) with NRPF	1	0.81%
Leave to Enter as visitor - NRPF	Leave to Remain (LTR) with NRPF	3	2.42%
Limited leave with NRPF (10 year route)	Leave to Remain (LTR) with NRPF	2	1.61%
Limited leave with NRPF (other)	Leave to Remain (LTR) with NRPF	32	25.81%
DDV Concession	Leave to Remain (LTR) with recourse	2	1.61%
Discretionary Leave (DL) - other	Leave to Remain (LTR) with recourse	1	0.81%
Indefinite Leave	Leave to Remain (LTR) with recourse	2	1.61%
Limited leave with recourse to public funds (10 year route)	Leave to Remain (LTR) with recourse	1	0.81%
Limited leave with recourse to public funds (other)	Leave to Remain (LTR) with recourse	4	3.23%
Refugee Status	Leave to Remain (LTR) with recourse	4	3.23%
Settled status ILR (EUSS)	Leave to Remain (LTR) with recourse	1	0.81%
Illegal entrant / Deception - did not claim asylum	No current immigration permission	1	0.81%
Overstayer / Breach - did not claim asylum	No current immigration permission	14	11.29%
Status not confirmed	No current immigration permission	12	9.68%
Pre-settled status LTR (EUSS)	Pre-settled / pending EUSS	6	4.84%
Total		124	100.00%

Immigration status - all referrals in Q2‡

Immigration Status Groups	Count	Percentage
Leave to Remain (LTR) with NRPF	38	34.23%
No current immigration permission	27	24.32%
Asylum seeker / asylum seeker ARE	22	19.82%
Leave to Remain (LTR) with recourse	15	13.51%
Pre-settled / pending EUSS	6	5.41%
British	3	2.70%
Total	111	100.00%

Immigration status - all referrals in Q2‡



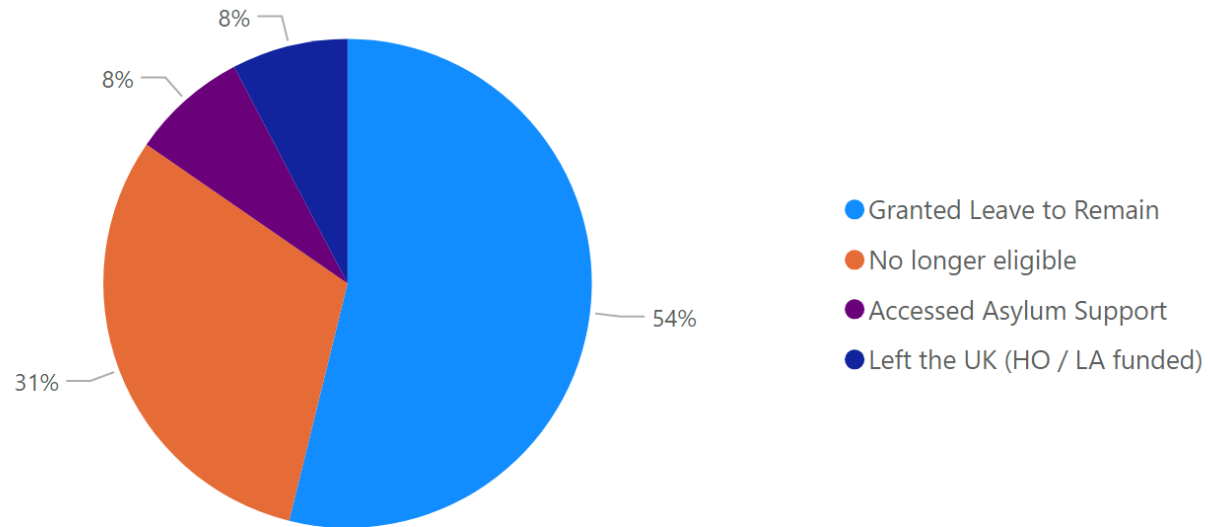
Closure reason - all closures in Q2

Reason for closure	Count	Percentage	Avg days on support
Granted Leave to Remain	14	54%	505
No longer eligible	8	31%	325
Accessed Asylum Support	2	8%	419
Left the UK (HO / LA funded)	2	8%	53
Total	26	100%	408

Onward referral for those no longer eligible

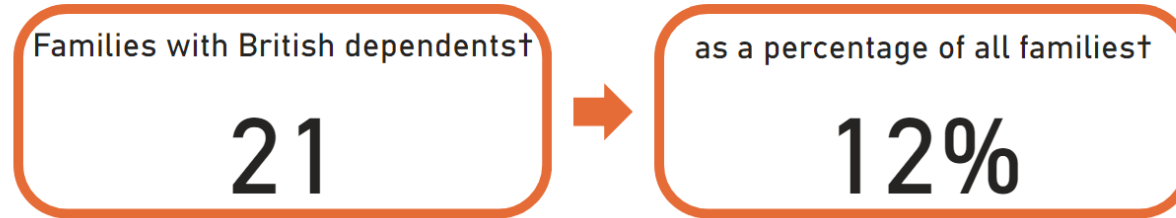
Referral	Count	Percentage
Support accessed through friends / family	5	63%
Employment	1	13%
Mainstream benefits and housing services	1	13%
Referred to borough where ordinary resident	1	13%
Total	8	100%

Closure reason - all closures in Q2

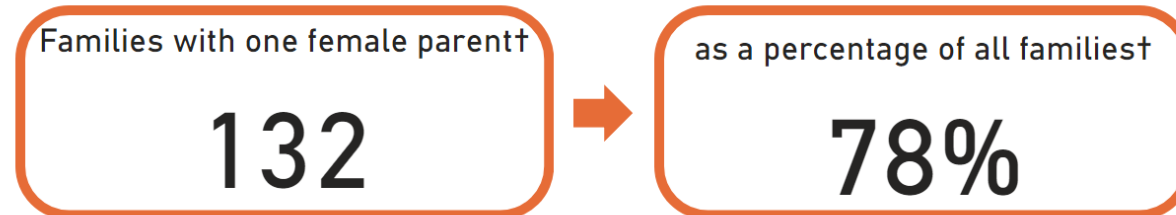
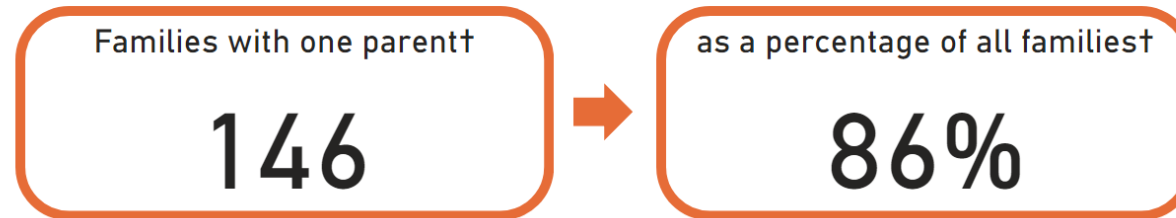


Following requests from our members, we have calculated the following figures:

Families with British Dependents



Single Parent Families



Looked after Children and Care Leavers

Local authorities uploading financial data:

10/14 subscribers

Brighton and Hove	Buckinghamshire	Hampshire
Kent	Milton Keynes	Oxfordshire
Portsmouth	Reading	Surrey
West Sussex		

Referrals and Supported Households

	Q1	Q2	Q3	Q4	Year-to-date
New cases taken on for support	4	(Blank)			4
New cases	29	13			42
Cases closed	42	16			58

Open Cases

	Q1	Q2	Q3	Q4	Year-to-date
Open cases	763	728			775
Open cases under age of 18	77	57			79
Open cases aged 18-20	440	411			450
Open cases aged 21-24	246	260			246

Support Costs

	Q1	Q2	Q3	Q4	Year-to-date
Financially supported cases	277	257			277
Person-related cost	£130K	£117K			£249.1K
Property-related cost	£1.38M	£1.3M			£2.7M
Total cost	£1.51M	£1.5M			£3.0M
Average cost per case	£5.4K	£5.7K			£10.8K

Immigration Status of Supported Households - Children and Care Leavers

Immigration status - open cases in Q2

Immigration Status	Immigration Status Groups	Count	Percentage
Awaiting first immigration check	Awaiting first immigration status check	7	0.98%
Discretionary leave - trafficking	Leave to Remain (LTR) with recourse	1	0.14%
Discretionary Leave (DL) - other	Leave to Remain (LTR) with recourse	3	0.42%
EEA / family member (resident Dec 20)- unlawfully present	No current immigration permission	1	0.14%
EEA national - no record on HO systems	No current immigration permission	1	0.14%
EUSS application submitted in time	Pre-settled / pending EUSS	1	0.14%
EUSS application submitted pre-30 June 2021	Pre-settled / pending EUSS	2	0.28%
Humanitarian Protection	Leave to Remain (LTR) with recourse	14	1.97%
Illegal entrant / Deception - claimed asylum	Asylum seeker / asylum seeker ARE	395	55.48%
Illegal entrant / Deception - did not claim asylum	No current immigration permission	5	0.70%
In Country Asylum Seeker	Asylum seeker / asylum seeker ARE	22	3.09%
Indefinite Leave	Leave to Remain (LTR) with recourse	2	0.28%
Limited leave with NRPF (10 year route)	Leave to Remain (LTR) with NRPF	1	0.14%
Limited leave with NRPF (other)	Leave to Remain (LTR) with NRPF	5	0.70%
Limited leave with recourse to public funds (other)	Leave to Remain (LTR) with recourse	21	2.95%
No record held by Home Office	No current immigration permission	2	0.28%
Overstayer / Breach - claimed asylum	Asylum seeker / asylum seeker ARE	20	2.81%
Overstayer / Breach - did not claim asylum	No current immigration permission	2	0.28%
Port Case	Asylum seeker / asylum seeker ARE	40	5.62%
Refugee Status	Leave to Remain (LTR) with recourse	136	19.10%
Settled status ILR (EUSS)	Leave to Remain (LTR) with recourse	1	0.14%
Status not confirmed	No current immigration permission	27	3.79%
UASC leave	Leave to Remain (LTR) with recourse	3	0.42%
Total		712	100.00%

Summary of immigration status - open cases in Q2†

Immigration Status Groups	Count	Percentage
Asylum seeker / asylum seeker ARE	477	67.66%
Leave to Remain (LTR) with recourse	181	25.67%
No current immigration permission	38	5.39%
Leave to Remain (LTR) with NRPF	6	0.85%
Pre-settled / pending EUSS	3	0.43%
Total	705	100.00%

Summary of immigration status - open cases in Q2†

