



# NRPF Connect Data Report Q1 2024/25

South East

## What is the NRPF Connect data report Q1 2024/25?

This data report collates and analyses the data recorded by councils in the South East region using NRPF Connect in the first quarter of the 2024/25 financial year. It provides a summary of referrals made and the support provided by social care services around the UK for people with no recourse to public funds (NRPF). The data is used to inform policy recommendations.

## What is NRPF Connect?

NRPF Connect is the national database and case management tool for councils to record details of households with NRPF that are being provided with accommodation and/or financial support by social services, hosted by the NRPF Network.

## What support is recorded on NRPF Connect?

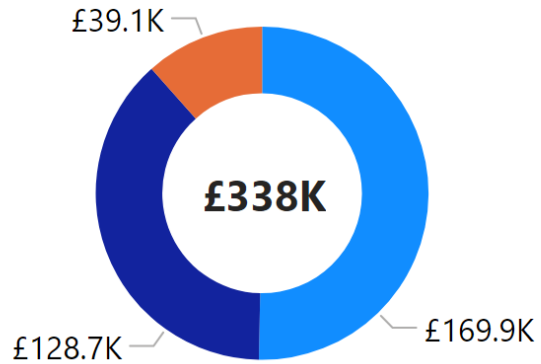
Councils can provide accommodation and financial support to people who are excluded from claiming benefits and mainstream housing assistance when statutory duties are engaged under social care legislation. Local authorities across the UK record the social care services they provide to families, adults with care needs, and care leavers with no recourse to public funds (NRPF). You can read more about NRPF support on the [NRPF Network website](#).

## Notes on the data

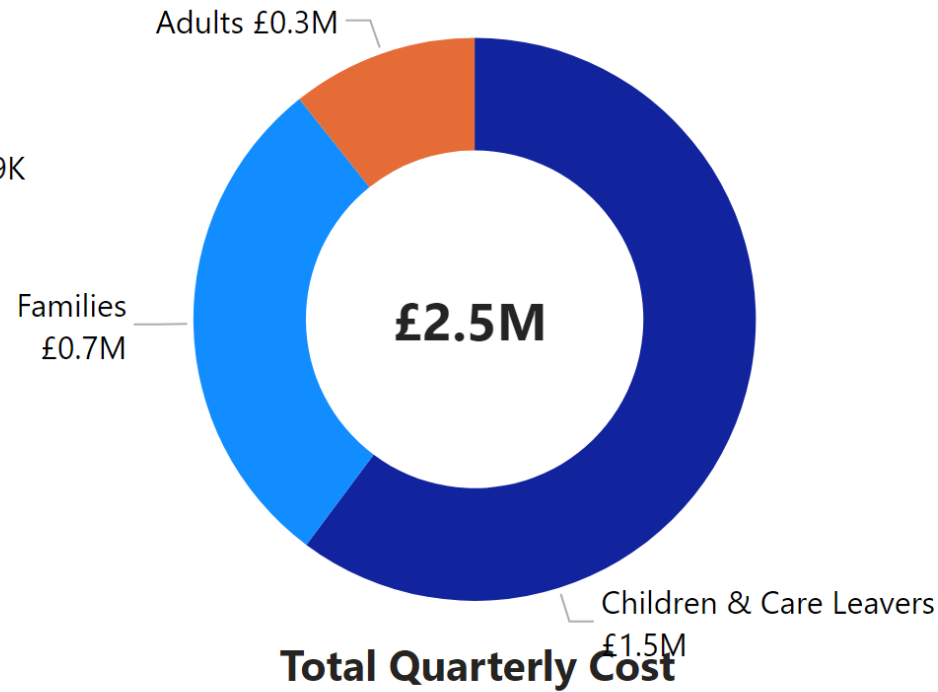
- “Adults” refers to adults with care needs provided with support under S18(1) Care Act 2014, S19(1) Care Act 2014, S12 Social Work (Scotland) Act 1968, P7 Housing Act 1996, S1 Localism Act 2011, or S117 Mental Health Act 1983.
- “Families” refers to families with a child in need with support under S17 Children Act 1989 or S22 Children (Scotland) Act 1995.
- “Children and care leavers” refers to looked after children and young people leaving care supported under Children (Leaving Care) Act 2000, S20 Children Act 1989, S25 Children (Scotland) Act 1995, or S29 & S30 Children (Scotland) Act 1995.
- “Support costs” relate to accommodation and financial support (subsistence) costs only, and do not include staffing or other costs incurred by councils delivering support to NRPF households.
- Data was last downloaded from NRPF Connect on 22/10/2024

## Key

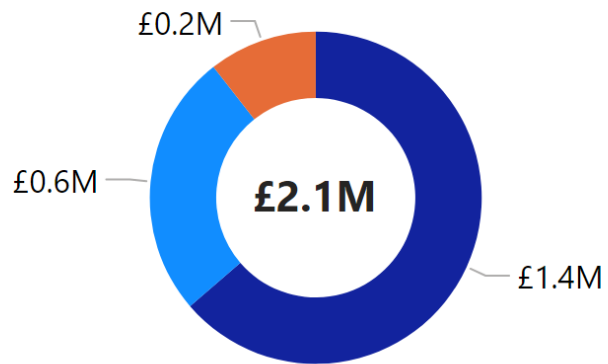
‡ - Those awaiting a first immigration check have been removed from the summary



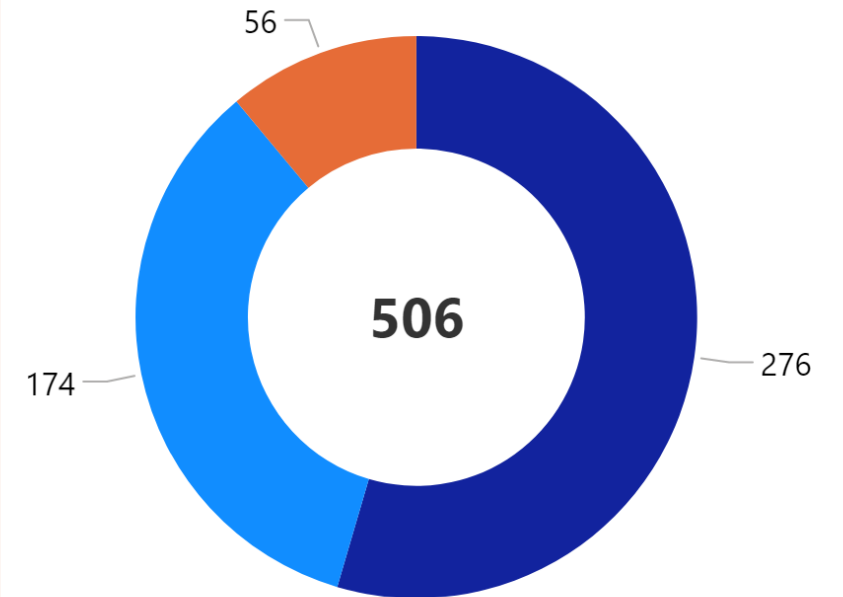
**Person Related Costs**



**Total Quarterly Cost**



**Property Related Costs**



**Supported Households**

- Families
- Children & Care Leavers
- Adults

14 local authority subscribers

# Adults with care and support needs

## Local authorities uploading financial data:

8 / 14 subscribers

Brighton and Hove	East Sussex	Hampshire
Kent	Milton Keynes	Slough
Southampton	Surrey	

## Referrals and Supported Households

	Q1	Q2	Q3	Q4
New referrals	25			
New households taken on for support	4			
Supported households closed	8			

## Time on support

	Q1	Q2	Q3	Q4
Average number of days on support	1K			
Households supported for 1000 days	24			
1000 day households as % of total	43%			

## Support Costs

	Q1	Q2	Q3	Q4
Supported households	56			
Dependents of supported households	9			
Person-related cost	£39.1K			
Property-related cost	£227.1K			
Total quarterly cost	£266.1K			
Average quarterly cost per household	£4.8K			

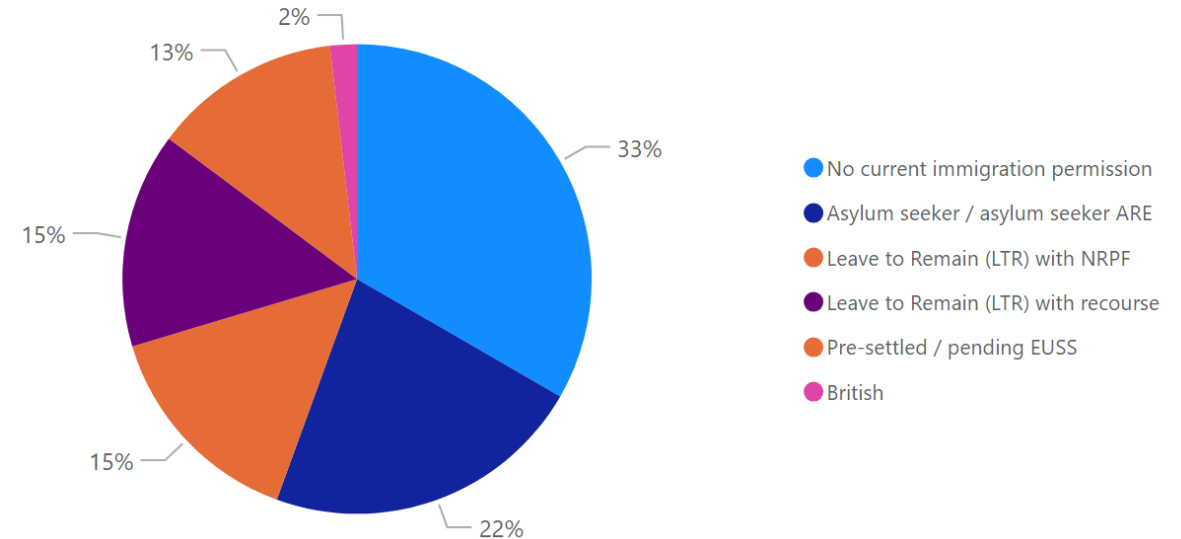
## Immigration status - financially supported in Q1

Immigration Status	Immigration Status Groups	Count	Percentage
Illegal entrant / Deception - claimed asylum	Asylum seeker / asylum seeker ARE	6	10.71%
Overstay / Breach - claimed asylum	Asylum seeker / asylum seeker ARE	4	7.14%
Port Case	Asylum seeker / asylum seeker ARE	2	3.57%
Awaiting first immigration check	Awaiting first immigration status check	2	3.57%
British	British	1	1.79%
Limited leave with NRPF (other)	Leave to Remain (LTR) with NRPF	8	14.29%
Discretionary Leave (DL) - other	Leave to Remain (LTR) with recourse	1	1.79%
Limited leave with recourse to public funds (10 year route)	Leave to Remain (LTR) with recourse	1	1.79%
Limited leave with recourse to public funds (other)	Leave to Remain (LTR) with recourse	3	5.36%
Refugee Status	Leave to Remain (LTR) with recourse	3	5.36%
EEA / family member (resident Dec 20)- unlawfully present	No current immigration permission	1	1.79%
EEA family permit	No current immigration permission	1	1.79%
Overstay / Breach - did not claim asylum	No current immigration permission	11	19.64%
Status not confirmed	No current immigration permission	5	8.93%
Pre-settled status LTR (EUSS)	Pre-settled / pending EUSS	7	12.50%
<b>Total</b>		<b>56</b>	<b>100.00%</b>

## Summary of immigration status - supported in Q1‡

Immigration Status Groups	Count	Percentage
Asylum seeker / asylum seeker ARE	12	22.22%
British	1	1.85%
Leave to Remain (LTR) with NRPF	8	14.81%
Leave to Remain (LTR) with recourse	8	14.81%
No current immigration permission	18	33.33%
Pre-settled / pending EUSS	7	12.96%
<b>Total</b>	<b>54</b>	<b>100.00%</b>

## Summary of immigration status - supported in Q1‡



# Immigration Status of Referred Households - Adults with care and support needs

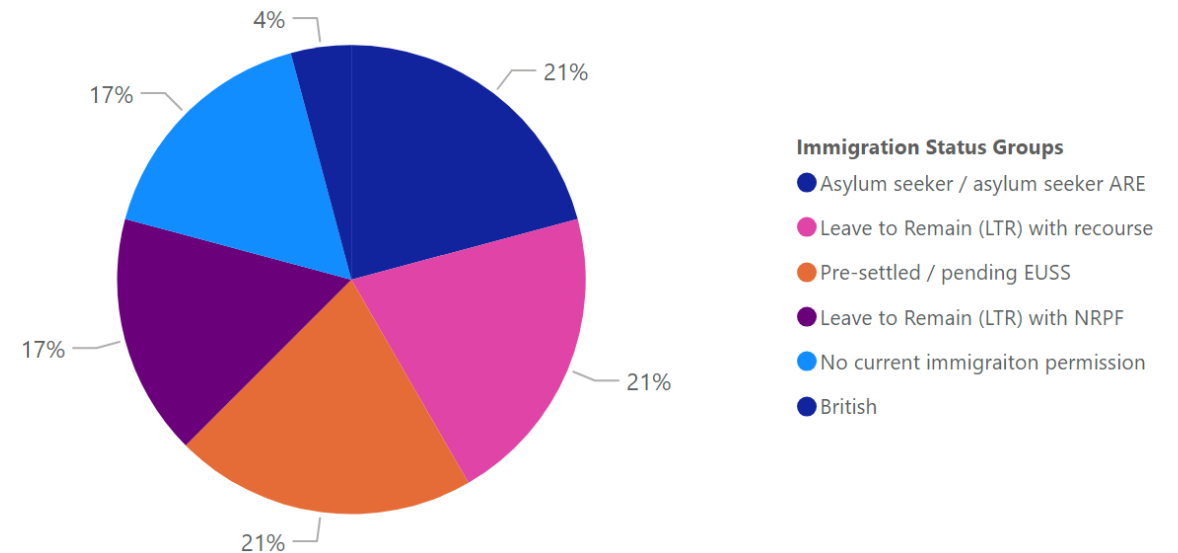
## Immigration status - all referrals in Q1

Immigration Status	Immigration Status Groups	Count	Percentage
Illegal entrant / Deception - claimed asylum	Asylum seeker / asylum seeker ARE	4	16.00%
Overstay / Breach - claimed asylum	Asylum seeker / asylum seeker ARE	1	4.00%
Awaiting first immigration check	Awaiting first immigration status check	1	4.00%
British	British	1	4.00%
Limited leave with NRPF (other)	Leave to Remain (LTR) with NRPF	4	16.00%
Discretionary leave - trafficking	Leave to Remain (LTR) with recourse	1	4.00%
Limited leave with recourse to public funds (10 year route)	Leave to Remain (LTR) with recourse	1	4.00%
Limited leave with recourse to public funds (other)	Leave to Remain (LTR) with recourse	2	8.00%
Refugee Status	Leave to Remain (LTR) with recourse	1	4.00%
Illegal entrant / Deception - did not claim asylum	No current immigration permission	1	4.00%
Status not confirmed	No current immigration permission	3	12.00%
EUSS application submitted in time	Pre-settled / pending EUSS	1	4.00%
Pre-settled status LTR (EUSS)	Pre-settled / pending EUSS	4	16.00%
<b>Total</b>		<b>25</b>	<b>100.00%</b>

## Immigration status - all referrals in Q1‡

Immigration Status Groups	Count	Percentage
Asylum seeker / asylum seeker ARE	5	20.83%
Leave to Remain (LTR) with recourse	5	20.83%
Pre-settled / pending EUSS	5	20.83%
Leave to Remain (LTR) with NRPF	4	16.67%
No current immigration permission	4	16.67%
British	1	4.17%
<b>Total</b>	<b>24</b>	<b>100.00%</b>

## Immigration status - all referrals in Q1‡



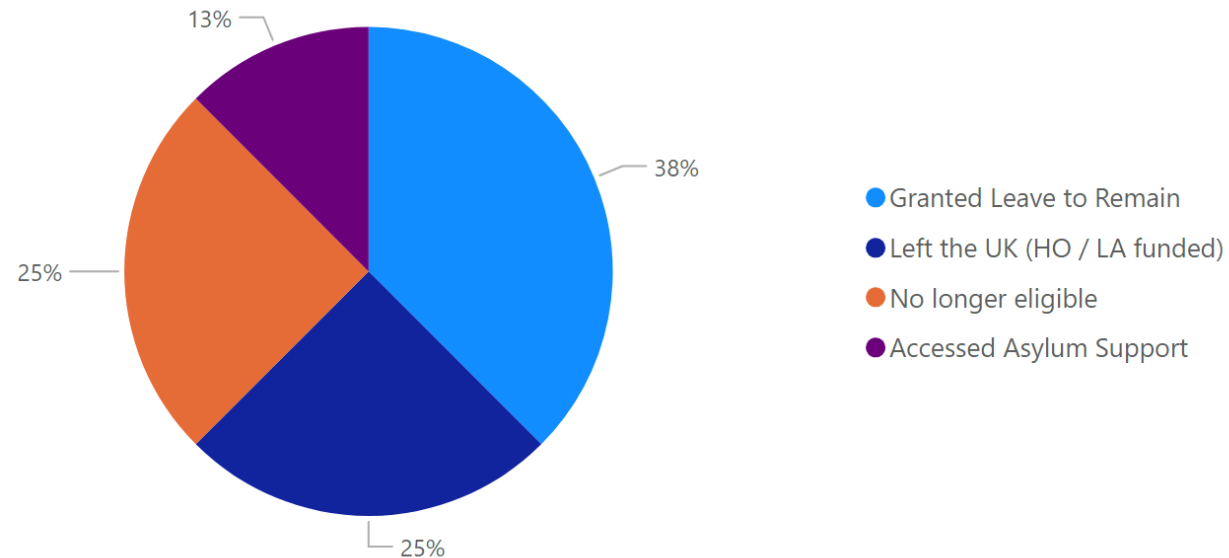
Closure reason - all closures in Q1

Reason for closure	Count	Percentage	Avg days on support
Granted Leave to Remain	3	38%	583
Left the UK (HO / LA funded)	2	25%	601
No longer eligible	2	25%	410
Accessed Asylum Support	1	13%	472
<b>Total</b>	<b>8</b>	<b>100%</b>	<b>530</b>

Onward referral for those no longer eligible

Referral	Count	Avg days on support
Mainstream benefits and housing services	1	63
Support accessed through VCS	1	757
<b>Total</b>	<b>2</b>	<b>410</b>

Closure reason - all closures in Q1





# Families with Children in Need

## Local authorities uploading financial data:

13/14 subscribers

Brighton and Hove	Buckinghamshire	East Sussex
Hampshire	Kent	Medway
Milton Keynes	Oxfordshire	Portsmouth
Reading	Southampton	Surrey
West Sussex		

## Referrals and Supported Households

	Q1	Q2	Q3	Q4
New referrals	105			
New households taken on for support	23			
Supported households closed	28			

## Time on support

	Q1	Q2	Q3	Q4
Average number of days on support	670			
Households supported for 1000 days	41			
1000 day households as % of total	24%			

## Support Costs

	Q1	Q2	Q3	Q4
Supported households	174			
Dependents of supported households	303			
Person-related cost	£169.9K			
Property-related cost	£553.0K			
Total cost	£722.8K			
Average cost per household	£4.2K			

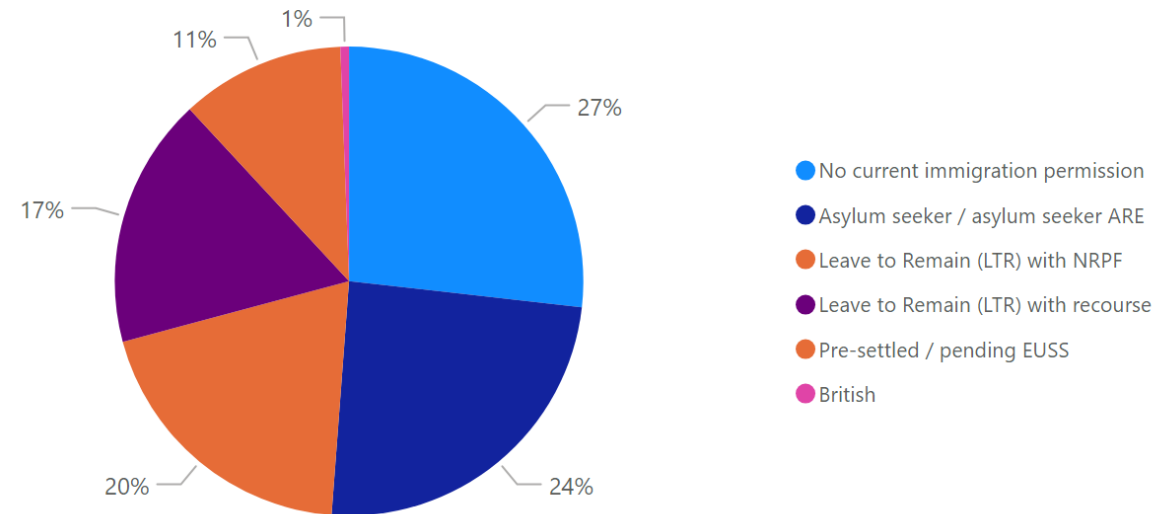
## Immigration status - financially supported in Q1

Immigration Status	Immigration Status Groups	Count	Percentage
Illegal entrant / Deception - claimed asylum	Asylum seeker / asylum seeker ARE	12	6.90%
In Country Asylum Seeker	Asylum seeker / asylum seeker ARE	5	2.87%
Overstayer / Breach - claimed asylum	Asylum seeker / asylum seeker ARE	22	12.64%
Port Case	Asylum seeker / asylum seeker ARE	2	1.15%
Awaiting first immigration check	Awaiting first immigration status check	6	3.45%
British	British	1	0.57%
Leave to Enter as visitor - NRPF	Leave to Remain (LTR) with NRPF	2	1.15%
Limited leave with NRPF (10 year route)	Leave to Remain (LTR) with NRPF	9	5.17%
Limited leave with NRPF (other)	Leave to Remain (LTR) with NRPF	22	12.64%
DDV Concession	Leave to Remain (LTR) with recourse	7	4.02%
Indefinite Leave	Leave to Remain (LTR) with recourse	1	0.57%
Limited leave with recourse to public funds (10 year route)	Leave to Remain (LTR) with recourse	8	4.60%
Limited leave with recourse to public funds (following COC)	Leave to Remain (LTR) with recourse	2	1.15%
Limited leave with recourse to public funds (other)	Leave to Remain (LTR) with recourse	6	3.45%
Refugee Status	Leave to Remain (LTR) with recourse	5	2.87%
EEA / family member (resident Dec 20)- unlawfully present	No current immigration permission	3	1.72%
Overstayer / Breach - did not claim asylum	No current immigration permission	35	20.11%
Status not confirmed	No current immigration permission	7	4.02%
EUSS application submitted pre-30 June 2021	Pre-settled / pending EUSS	2	1.15%
Pre-settled status LTR (EUSS)	Pre-settled / pending EUSS	17	9.77%
<b>Total</b>		<b>174</b>	<b>100.00%</b>

## Summary of immigration status - supported in Q1‡

Immigration Status Groups	Count	Percentage
Asylum seeker / asylum seeker ARE	41	24.40%
British	1	0.60%
Leave to Remain (LTR) with NRPF	33	19.64%
Leave to Remain (LTR) with recourse	29	17.26%
No current immigration permission	45	26.79%
Pre-settled / pending EUSS	19	11.31%
<b>Total</b>	<b>168</b>	<b>100.00%</b>

## Summary of immigration status - supported in Q1‡



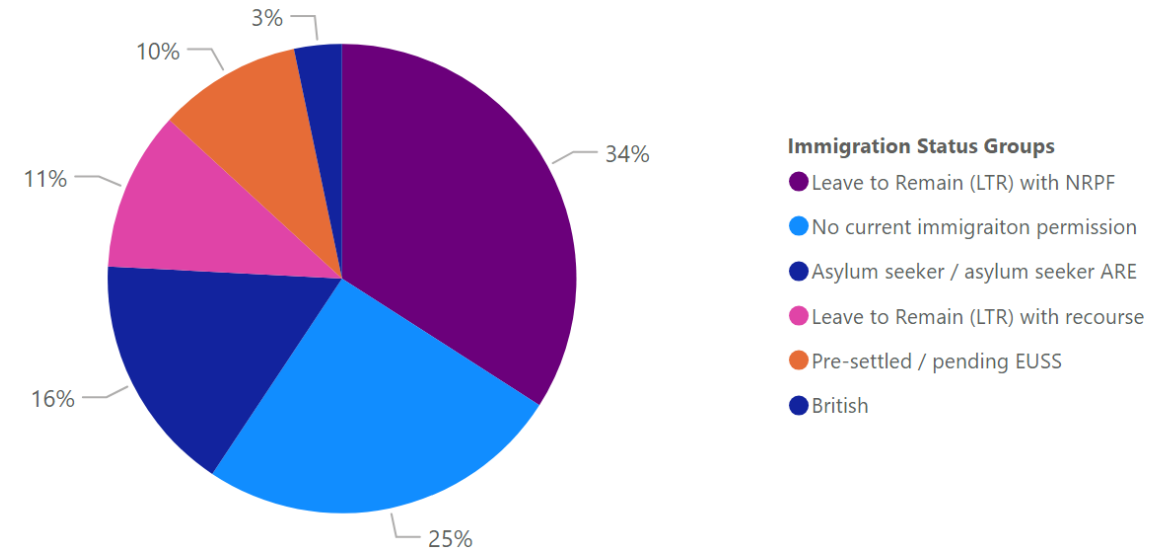
## Immigration status - all referrals in Q1

Immigration Status	Immigration Status Groups	Count	Percentage
Illegal entrant / Deception - claimed asylum	Asylum seeker / asylum seeker ARE	5	4.76%
In Country Asylum Seeker	Asylum seeker / asylum seeker ARE	3	2.86%
Overstayer / Breach - claimed asylum	Asylum seeker / asylum seeker ARE	5	4.76%
Port Case	Asylum seeker / asylum seeker ARE	2	1.90%
Awaiting first immigration check	Awaiting first immigration status check	14	13.33%
British	British	3	2.86%
Leave to Enter as visitor - NRPF	Leave to Remain (LTR) with NRPF	1	0.95%
Limited leave with NRPF (10 year route)	Leave to Remain (LTR) with NRPF	6	5.71%
Limited leave with NRPF (other)	Leave to Remain (LTR) with NRPF	22	20.95%
Settled status ILR (EUSS)	Leave to Remain (LTR) with NRPF	2	1.90%
DDV Concession	Leave to Remain (LTR) with recourse	1	0.95%
Indefinite Leave	Leave to Remain (LTR) with recourse	2	1.90%
Limited leave with recourse to public funds (10 year route)	Leave to Remain (LTR) with recourse	3	2.86%
Limited leave with recourse to public funds (other)	Leave to Remain (LTR) with recourse	2	1.90%
Refugee Status	Leave to Remain (LTR) with recourse	2	1.90%
Illegal entrant / Deception - did not claim asylum	No current immigration permission	3	2.86%
Overstayer / Breach - did not claim asylum	No current immigration permission	16	15.24%
Status not confirmed	No current immigration permission	4	3.81%
EUSS application submitted in time	Pre-settled / pending EUSS	2	1.90%
EUSS application submitted out of time	Pre-settled / pending EUSS	1	0.95%
Pre-settled status LTR (EUSS)	Pre-settled / pending EUSS	6	5.71%
<b>Total</b>		<b>105</b>	<b>100.00%</b>

## Immigration status - all referrals in Q1‡

Immigration Status Groups	Count	Percentage
Leave to Remain (LTR) with NRPF	31	34.07%
No current immigration permission	23	25.27%
Asylum seeker / asylum seeker ARE	15	16.48%
Leave to Remain (LTR) with recourse	10	10.99%
Pre-settled / pending EUSS	9	9.89%
British	3	3.30%
<b>Total</b>	<b>91</b>	<b>100.00%</b>

## Immigration status - all referrals in Q1‡



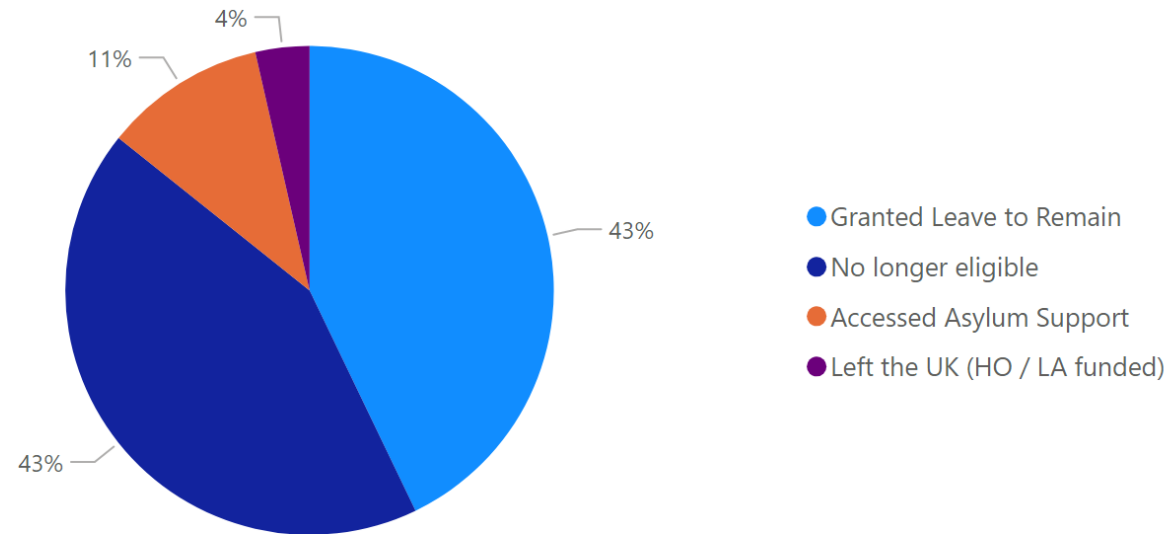
Closure reason - all closures in Q1

Reason for closure	Count	Percentage	Avg days on support
Granted Leave to Remain	12	43%	765
No longer eligible	12	43%	375
Accessed Asylum Support	3	11%	59
Left the UK (HO / LA funded)	1	4%	81
<b>Total</b>	<b>28</b>	<b>100%</b>	<b>498</b>

Onward referral for those no longer eligible

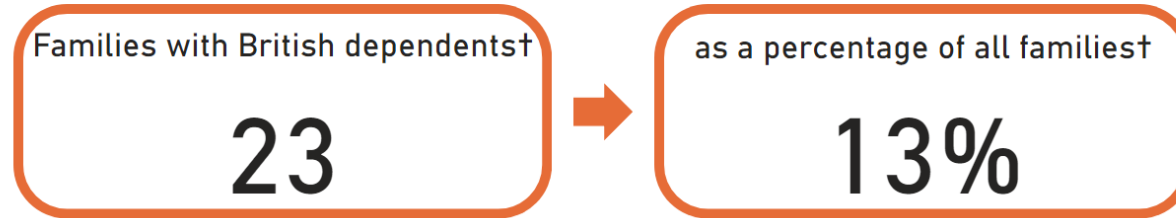
Referral	Count	Avg days on support
Support accessed through friends / family	5	635
Employment	3	124
Referred to borough where ordinary resident	3	296
Mainstream benefits and housing services	1	72
<b>Total</b>	<b>12</b>	<b>375</b>

Closure reason - all closures in Q1

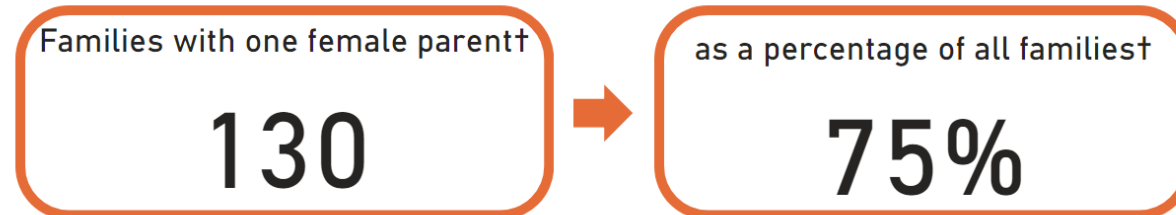
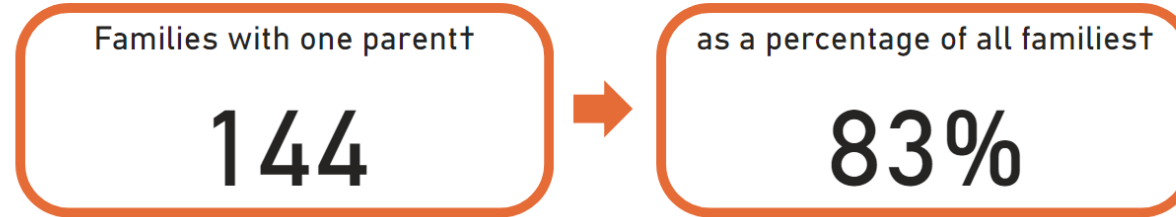


Following requests from our members, we have calculated the following figures:

## Families with British Dependents



## Single Parent Families



# Looked after Children and Care Leavers

## Local authorities uploading financial data:

10/14 subscribers

Brighton and Hove	Buckinghamshire	Hampshire
Kent	Milton Keynes	Oxfordshire
Portsmouth	Reading	Surrey
West Sussex		

## Referrals and Supported Households

	Q1	Q2	Q3	Q4
New cases taken on for support	3			
New cases	29			
Cases closed	36			

## Open Cases

	Q1	Q2	Q3	Q4
Open cases	725			
Open cases under age of 18	71			
Open cases aged 18-20	418			
Open cases aged 21-24	236			

## Support Costs

	Q1	Q2	Q3	Q4
Financially supported cases	275			
Person-related cost	£129K			
Property-related cost	£1.36M			
Total cost	£1.49M			
Average cost per case	£5.41K			



# Immigration Status of Supported Households - Children and Care Leavers

## Immigration status - open cases in Q1

Immigration Status	Immigration Status Groups	Count	Percentage
Awaiting first immigration check	Awaiting first immigration status check	4	0.55%
Discretionary leave - trafficking	Leave to Remain (LTR) with recourse	1	0.14%
Discretionary Leave (DL) - other	Leave to Remain (LTR) with recourse	3	0.41%
EEA / family member (resident Dec 20)- unlawfully present	No current immigration permission	1	0.14%
EEA national - no record on HO systems	No current immigration permission	1	0.14%
EUSS application submitted pre-30 June 2021	Pre-settled / pending EUSS	2	0.28%
Humanitarian Protection	Leave to Remain (LTR) with recourse	14	1.93%
Illegal entrant / Deception - claimed asylum	Asylum seeker / asylum seeker ARE	398	54.90%
Illegal entrant / Deception - did not claim asylum	No current immigration permission	6	0.83%
In Country Asylum Seeker	Asylum seeker / asylum seeker ARE	23	3.17%
Indefinite Leave	Leave to Remain (LTR) with recourse	1	0.14%
Limited leave with NRPF (10 year route)	Leave to Remain (LTR) with NRPF	1	0.14%
Limited leave with NRPF (other)	Leave to Remain (LTR) with NRPF	6	0.83%
Limited leave with recourse to public funds (10 year route)	Leave to Remain (LTR) with recourse	1	0.14%
Limited leave with recourse to public funds (other)	Leave to Remain (LTR) with recourse	21	2.90%
No record held by Home Office	No current immigration permission	3	0.41%
Overstayer / Breach - claimed asylum	Asylum seeker / asylum seeker ARE	21	2.90%
Overstayer / Breach - did not claim asylum	No current immigration permission	2	0.28%
Port Case	Asylum seeker / asylum seeker ARE	40	5.52%
Refugee Status	Leave to Remain (LTR) with recourse	143	19.72%
Settled status ILR (EUSS)	Leave to Remain (LTR) with NRPF	1	0.14%
Status not confirmed	No current immigration permission	29	4.00%
UASC leave	Leave to Remain (LTR) with recourse	3	0.41%
<b>Total</b>		<b>725</b>	<b>100.00%</b>

## Summary of immigration status - open cases in Q1‡

Immigration Status Groups	Count	Percentage
Asylum seeker / asylum seeker ARE	482	66.85%
Leave to Remain (LTR) with recourse	187	25.94%
No current immigration permission	42	5.83%
Leave to Remain (LTR) with NRPF	8	1.11%
Pre-settled / pending EUSS	2	0.28%
<b>Total</b>	<b>721</b>	<b>100.00%</b>

## Summary of immigration status - open cases in Q1‡

