



NRPF Connect Data Report Q2 2024/25

Scotland

What is the NRPF Connect data report Q2 2024/25?

This data report collates and analyses the data recorded by councils in Scotland using NRPF Connect in the second quarter of the 2024/25 financial year. It provides a summary of referrals made and the support provided by social care services around the UK for people with no recourse to public funds (NRPF). The data is used to inform policy recommendations.

What is NRPF Connect?

NRPF Connect is the national database and case management tool for councils to record details of households with NRPF that are being provided with accommodation and/or financial support by social services, hosted by the NRPF Network.

What support is recorded on NRPF Connect?

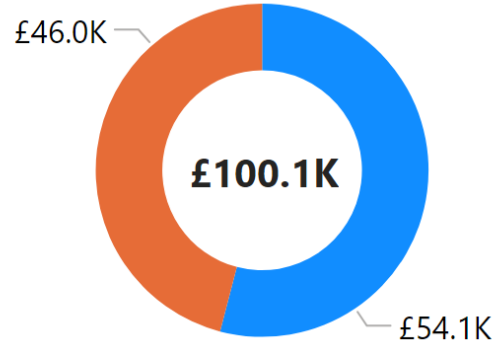
Councils can provide accommodation and financial support to people who are excluded from claiming benefits and mainstream housing assistance when statutory duties are engaged under social care legislation. Local authorities across the UK record the social care services they provide to families, adults with care needs, and care leavers with no recourse to public funds (NRPF). You can read more about NRPF support on the [NRPF Network website](#).

Notes on the data

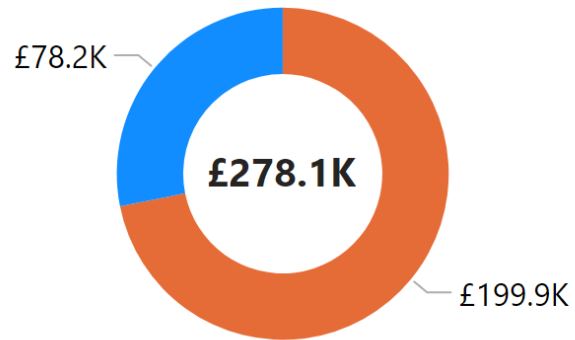
- “Adults” refers to adults with care needs provided with support under S18(1) Care Act 2014, S19(1) Care Act 2014, S12 Social Work (Scotland) Act 1968, P7 Housing Act 1996, S1 Localism Act 2011, or S117 Mental Health Act 1983.
- “Families” refers to families with a child in need with support under S17 Children Act 1989 or S22 Children (Scotland) Act 1995.
- “Children and care leavers” refers to looked after children and young people leaving care supported under Children (Leaving Care) Act 2000, S20 Children Act 1989, S25 Children (Scotland) Act 1995, or S29 & S30 Children (Scotland) Act 1995.
- “Support costs” relate to accommodation and financial support (subsistence) costs only, and do not include staffing or other costs incurred by councils delivering support to NRPF households.
- Data was last downloaded from NRPF Connect on 22/10/2024
- “Year-to-date” figures cover the time period from the start of the financial year to the end of the reported quarter.

Key

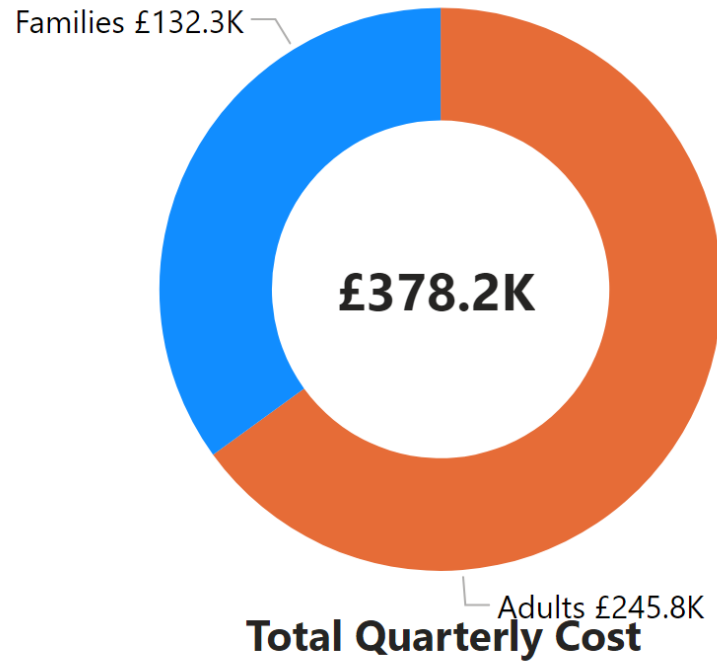
‡ - Those awaiting a first immigration check have been removed from the summary



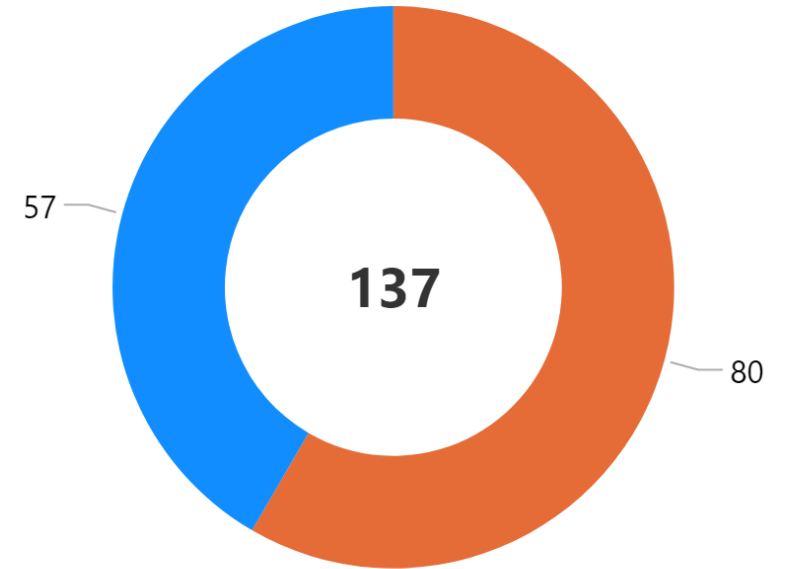
Person Related Costs



Property Related Costs



Total Quarterly Cost



Supported Households

- Families
- Children & Care Leavers
- Adults

3 local authority subscribers

Adults with care and support needs

Local authorities uploading financial data:

2 / 3 subscribers

Edinburgh

Glasgow

Referrals and Supported Households

	Q1	Q2	Q3	Q4	Year-to-date
New referrals	19	24			43
New households taken on for support	11	12			23
Supported households closed	7	6			13

Time on support

	Q1	Q2	Q3	Q4	Year-to-date
Average number of days on support	541	558			541
Households supported for 1000 days	13	15			15
1000 day households as % of total	17%	19%			17%

Support Costs

	Q1	Q2	Q3	Q4	Year-to-date
Supported households	75	80			87
Dependents of supported households	3	4			4
Person-related cost	£48.6K	£46.0K			£94.7K
Property-related cost	£190.6K	£199.9K			£390.4K
Total quarterly cost	£239.1K	£245.8K			£485.1K
Average quarterly cost per household	£3.2K	£3.1K			£5.6K

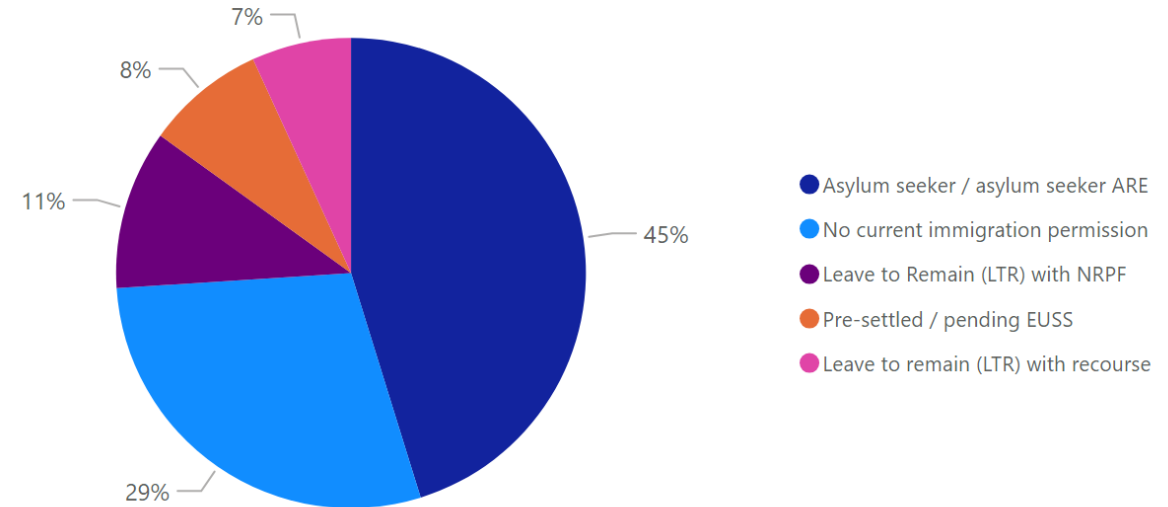
Immigration status - financially supported in Q2

Immigration Status	Immigration Status Group	Count	Percentage
Awaiting first immigration check	Awaiting first immigration check	7	8.75%
EEA family permit	No current immigration permission	1	1.25%
EUSS application submitted pre-30 June 2021	Pre-settled / pending EUSS	1	1.25%
Illegal entrant / Deception - claimed asylum	Asylum seeker / asylum seeker ARE	21	26.25%
Illegal entrant / Deception - did not claim asylum	No current immigration permission	2	2.50%
Indefinite Leave	Leave to remain (LTR) with recourse	1	1.25%
Leave to Enter as visitor - NRPF	Leave to Remain (LTR) with NRPF	4	5.00%
Limited leave with NRPF (other)	Leave to Remain (LTR) with NRPF	4	5.00%
Limited leave with recourse to public funds (10 year route)	Leave to remain (LTR) with recourse	1	1.25%
Limited leave with recourse to public funds (other)	Leave to remain (LTR) with recourse	2	2.50%
Overstay / Breach - claimed asylum	Asylum seeker / asylum seeker ARE	11	13.75%
Overstay / Breach - did not claim asylum	No current immigration permission	14	17.50%
Port Case	Asylum seeker / asylum seeker ARE	1	1.25%
Pre-settled status LTR (EUSS)	Pre-settled / pending EUSS	5	6.25%
Refugee Status	Leave to remain (LTR) with recourse	1	1.25%
Status not confirmed	No current immigration permission	4	5.00%
Total		80	100.00%

Summary of immigration status - supported in Q2†

Immigration Status Group	Count	Percentage
Asylum seeker / asylum seeker ARE	33	45.21%
Leave to Remain (LTR) with NRPF	8	10.96%
Leave to remain (LTR) with recourse	5	6.85%
No current immigration permission	21	28.77%
Pre-settled / pending EUSS	6	8.22%
Total	73	100.00%

Summary of immigration status - supported in Q2‡



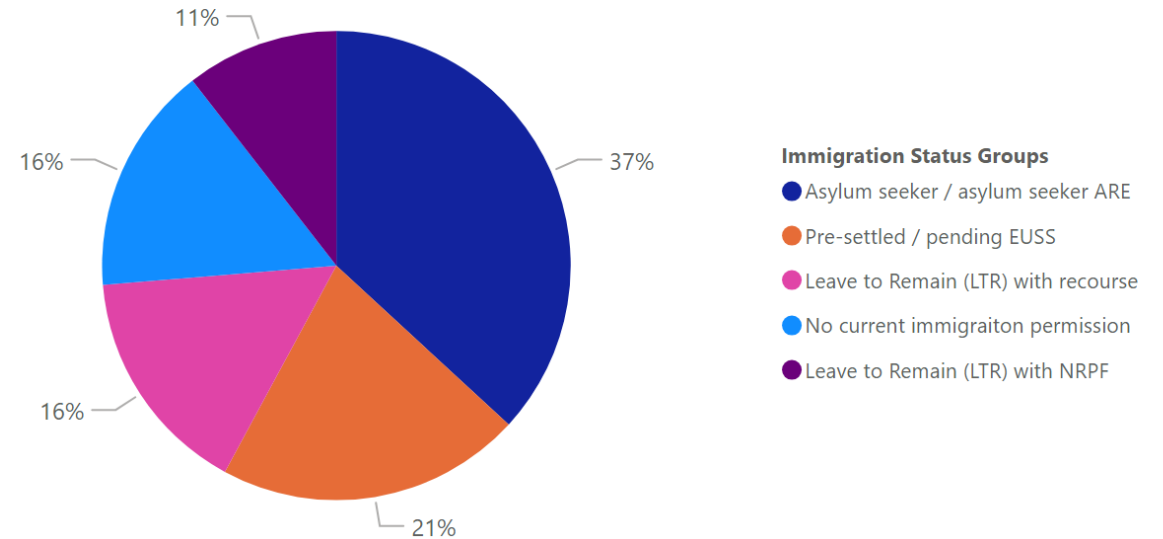
Immigration status - all referrals in Q2

Immigration Status	Immigration Status Groups	Count	Percentage
Illegal entrant / Deception - claimed asylum	Asylum seeker / asylum seeker ARE	5	20.83%
Overstayer / Breach - claimed asylum	Asylum seeker / asylum seeker ARE	2	8.33%
Awaiting first immigration check	Awaiting first immigration status check	5	20.83%
Limited leave with NRPF (other)	Leave to Remain (LTR) with NRPF	2	8.33%
Indefinite Leave	Leave to Remain (LTR) with recourse	1	4.17%
Limited leave with recourse to public funds (following COC)	Leave to Remain (LTR) with recourse	1	4.17%
Limited leave with recourse to public funds (other)	Leave to Remain (LTR) with recourse	1	4.17%
Overstayer / Breach - did not claim asylum	No current immigration permission	2	8.33%
Status not confirmed	No current immigration permission	1	4.17%
Pre-settled status LTR (EUSS)	Pre-settled / pending EUSS	4	16.67%
Total		24	100.00%

Immigration status - all referrals in Q2‡

Immigration Status Groups	Count	Percentage
Asylum seeker / asylum seeker ARE	7	36.84%
Pre-settled / pending EUSS	4	21.05%
Leave to Remain (LTR) with recourse	3	15.79%
No current immigration permission	3	15.79%
Leave to Remain (LTR) with NRPF	2	10.53%
Total	19	100.00%

Immigration status - all referrals in Q2‡



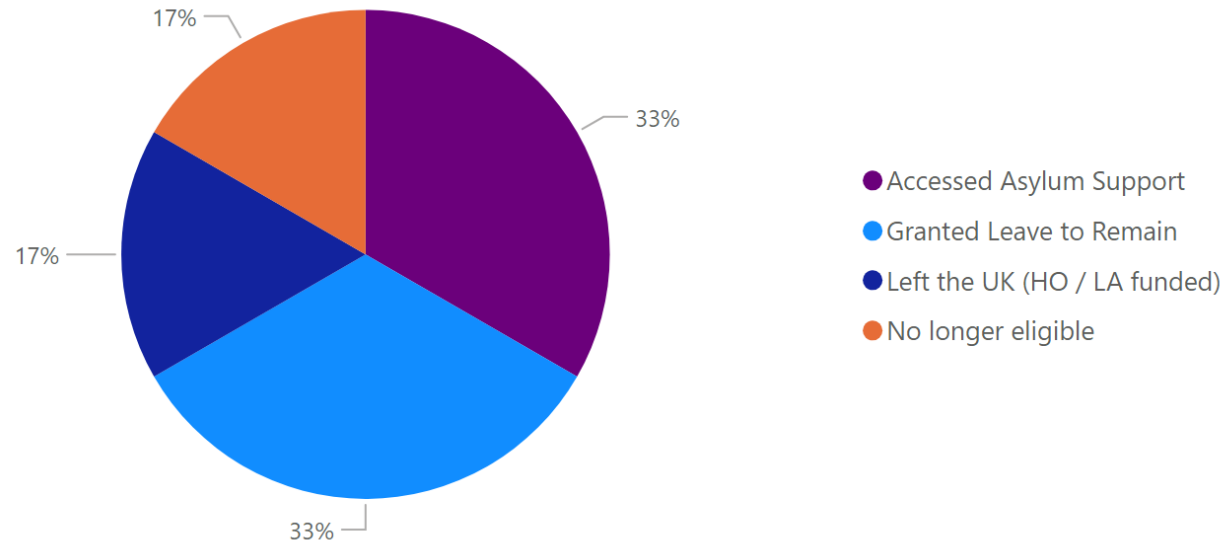
Closure reason - all closures in Q2

Reason for closure	Count	Percentage	Avg days on support
Accessed Asylum Support	2	33%	102
Granted Leave to Remain	2	33%	404
Left the UK (HO / LA funded)	1	17%	88
No longer eligible	1	17%	107
Total	6	100%	201

Onward referral for those no longer eligible

Referral	Count	Percentage
Support accessed through friends / family	1	100%
Total	1	100%

Closure reason - all closures in Q2



Families with Children in Need

Local authorities uploading financial data:

2 / 3 subscribers

Edinburgh

Glasgow

Referrals and Supported Households

	Q1	Q2	Q3	Q4	Year-to-date
New referrals	24	48			72
New households taken on for support	10	24			34
Supported households closed	8	7			15

Time on support

	Q1	Q2	Q3	Q4	Year-to-date
Average number of days on support	381	307			299
Households supported for 1000 days	4	3			4
1000 day households as % of total	10%	5%			6%

Support Costs

	Q1	Q2	Q3	Q4	Year-to-date
Supported households	41	57			65
Dependents of supported households	85	105			123
Person-related cost	£38.7K	£54.1K			£92.8K
Property-related cost	£73.6K	£78.2K			£151.9K
Total quarterly cost	£112.4K	£132.3K			£244.7K
Average quarterly cost per household	£2.7K	£2.3K			£3.8K

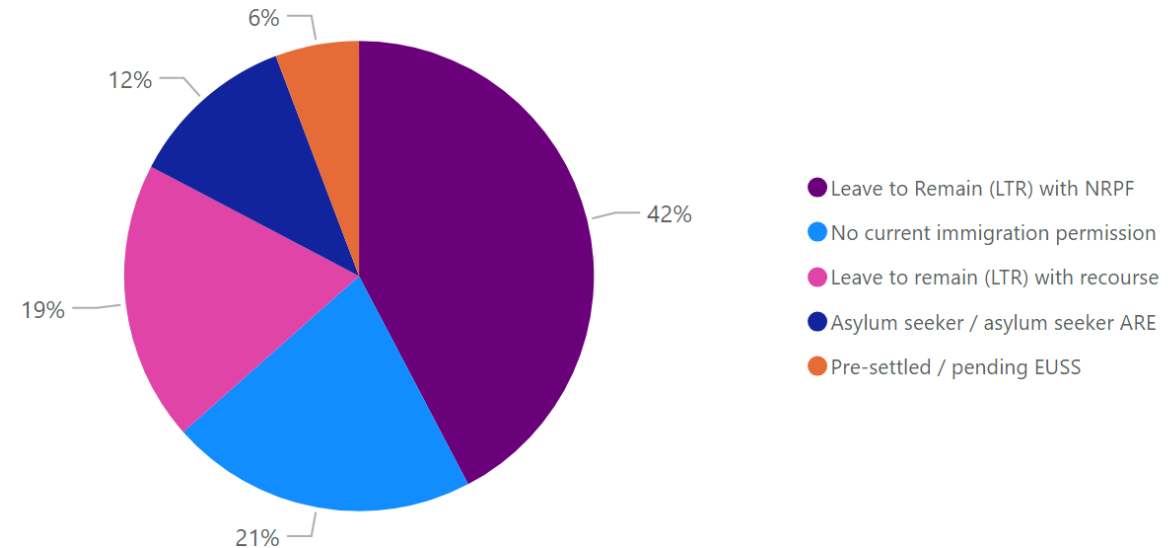
Immigration status - financially supported in Q2

Immigration Status	Immigration Status Group	Count	Percentage
Awaiting first immigration check	Awaiting first immigration check	5	8.77%
DDV Concession	Leave to remain (LTR) with recourse	2	3.51%
EUSS application submitted in time	Pre-settled / pending EUSS	1	1.75%
Illegal entrant / Deception - claimed asylum	Asylum seeker / asylum seeker ARE	1	1.75%
Illegal entrant / Deception - did not claim asylum	No current immigration permission	1	1.75%
In Country Asylum Seeker	Asylum seeker / asylum seeker ARE	1	1.75%
Indefinite Leave	Leave to remain (LTR) with recourse	1	1.75%
Leave to Enter as visitor - NRPF	Leave to Remain (LTR) with NRPF	1	1.75%
Limited leave with NRPF (other)	Leave to Remain (LTR) with NRPF	21	36.84%
Limited leave with recourse to public funds (10 year route)	Leave to remain (LTR) with recourse	1	1.75%
Limited leave with recourse to public funds (other)	Leave to remain (LTR) with recourse	5	8.77%
Overstayer / Breach - claimed asylum	Asylum seeker / asylum seeker ARE	4	7.02%
Overstayer / Breach - did not claim asylum	No current immigration permission	4	7.02%
Pre-settled status LTR (EUSS)	Pre-settled / pending EUSS	2	3.51%
Refugee Status	Leave to remain (LTR) with recourse	1	1.75%
Status not confirmed	No current immigration permission	6	10.53%
Total		57	100.00%

Summary of immigration status - supported in Q2‡

Immigration Status Group	Count	Percentage
Asylum seeker / asylum seeker ARE	6	11.54%
Leave to Remain (LTR) with NRPF	22	42.31%
Leave to remain (LTR) with recourse	10	19.23%
No current immigration permission	11	21.15%
Pre-settled / pending EUSS	3	5.77%
Total	52	100.00%

Summary of immigration status - supported in Q2‡



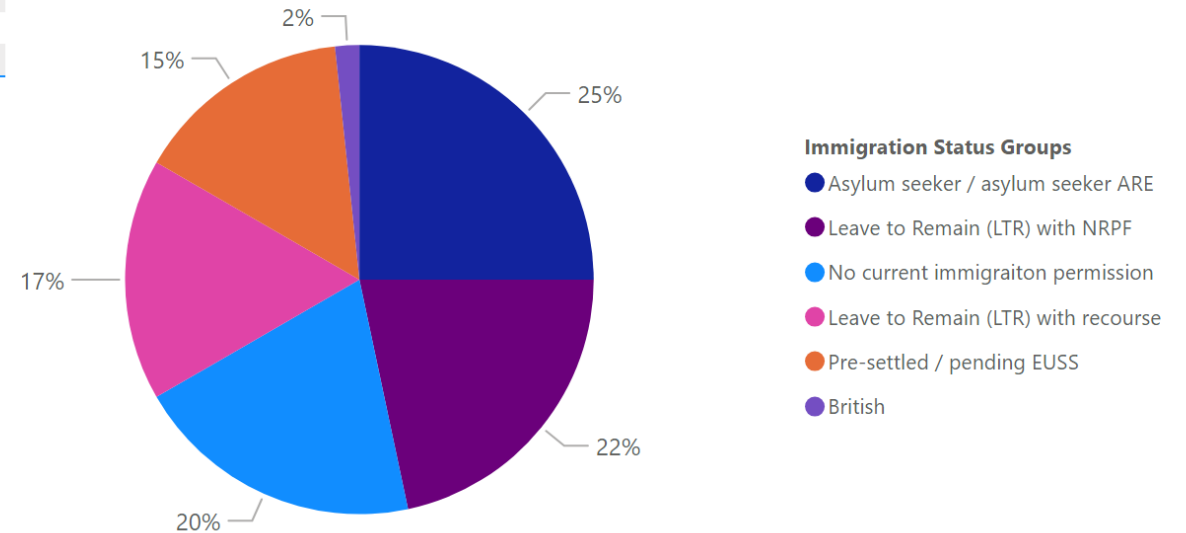
Immigration status - all referrals in Q2

Immigration Status	Immigration Status Groups	Count	Percentage
Illegal entrant / Deception - claimed asylum	Asylum seeker / asylum seeker ARE	7	9.72%
In Country Asylum Seeker	Asylum seeker / asylum seeker ARE	5	6.94%
Overstayer / Breach - claimed asylum	Asylum seeker / asylum seeker ARE	2	2.78%
Port Case	Asylum seeker / asylum seeker ARE	1	1.39%
Awaiting first immigration check	Awaiting first immigration status check	12	16.67%
British	British	1	1.39%
Leave to Enter as visitor - NRPF	Leave to Remain (LTR) with NRPF	1	1.39%
Limited leave with NRPF (10 year route)	Leave to Remain (LTR) with NRPF	1	1.39%
Limited leave with NRPF (other)	Leave to Remain (LTR) with NRPF	11	15.28%
DDV Concession	Leave to Remain (LTR) with recourse	2	2.78%
Indefinite Leave	Leave to Remain (LTR) with recourse	1	1.39%
Limited leave with recourse to public funds (following COC)	Leave to Remain (LTR) with recourse	2	2.78%
Limited leave with recourse to public funds (other)	Leave to Remain (LTR) with recourse	5	6.94%
Illegal entrant / Deception - did not claim asylum	No current immigration permission	1	1.39%
Overstayer / Breach - did not claim asylum	No current immigration permission	6	8.33%
Status not confirmed	No current immigration permission	5	6.94%
EUSS application submitted after 30 June 2021	Pre-settled / pending EUSS	1	1.39%
Pre-settled status LTR (EUSS)	Pre-settled / pending EUSS	8	11.11%
Total		72	100.00%

Immigration status - all referrals in Q2‡

Immigration Status Groups	Count	Percentage
Asylum seeker / asylum seeker ARE	15	25.00%
Leave to Remain (LTR) with NRPF	13	21.67%
No current immigration permission	12	20.00%
Leave to Remain (LTR) with recourse	10	16.67%
Pre-settled / pending EUSS	9	15.00%
British	1	1.67%
Total	60	100.00%

Immigration status - all referrals in Q2‡



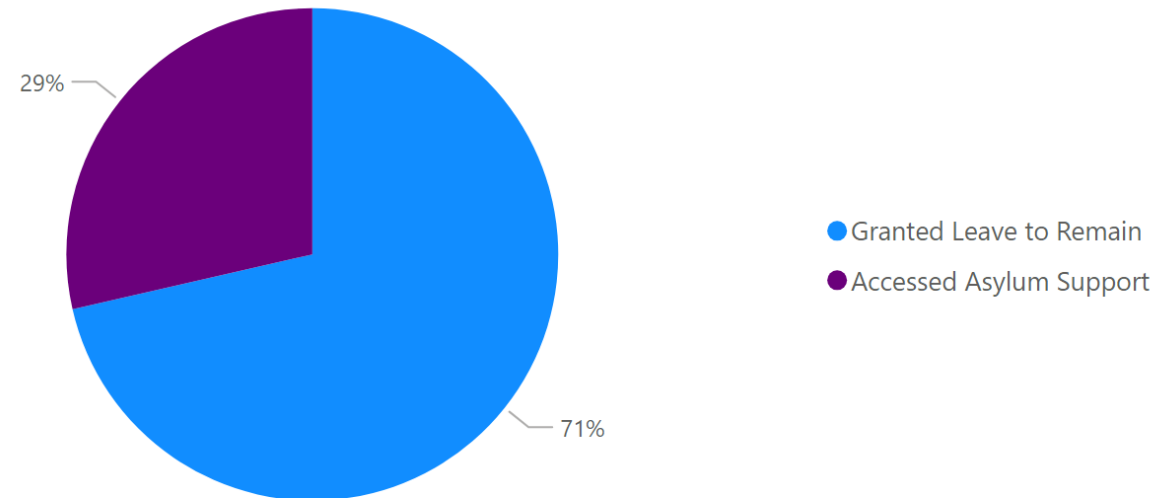
Closure reason - all closures in Q2

Reason for closure	Count	Percentage	Avg days on support
Granted Leave to Remain	5	71%	836
Accessed Asylum Support	2	29%	37
Total	7	100%	608

Onward referral for those no longer eligible

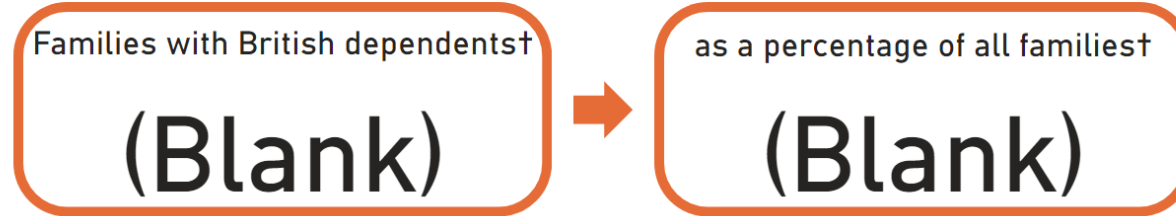
Referral	Count	Percentage
----------	-------	------------

Closure reason - all closures in Q2

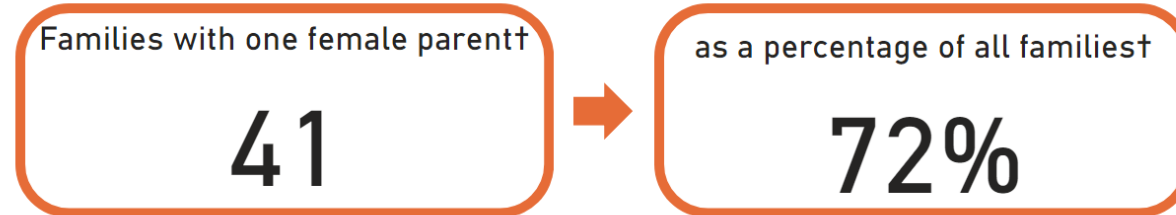
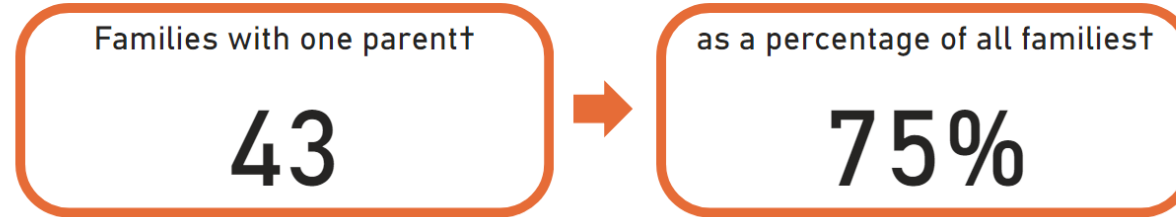


Following requests from our members, we have calculated the following figures:

Families with British Dependents



Single Parent Families



Looked after Children and Care Leavers

Local authorities uploading financial data:
(.../ 3 subscribers



Referrals and Supported Households

	Q1	Q2	Q3	Q4	Year-to-date
New cases taken on for support	(Blank)	(Blank)			(Blank)
New cases	(Blank)	(Blank)			(Blank)
Cases closed	(Blank)	(Blank)			(Blank)

Open Cases

	Q1	Q2	Q3	Q4	Year-to-date
Open cases	(Blank)	(Blank)			(Blank)
Open cases under age of 18	(Blank)	(Blank)			(Blank)
Open cases aged 18-20	(Blank)	(Blank)			(Blank)
Open cases aged 21-24	(Blank)	(Blank)			(Blank)

Support Costs

	Q1	Q2	Q3	Q4	Year-to-date
Financially supported cases	(Blank)	(Blank)			(Blank)
Person-related cost	(Blank)	(Blank)			(Blank)
Property-related cost	(Blank)	(Blank)			(Blank)
Total cost	(Blank)	(Blank)			(Blank)
Average cost per case	(Blank)	(Blank)			(Blank)

Immigration Status of Supported Households - Children and Care Leavers

Immigration status - open cases in Q2

Immigration Status	Immigration Status Groups	Count	Percentage
--------------------	---------------------------	-------	------------

Summary of immigration status - open cases in Q2‡

Immigration Status Groups	Count	Percentage
---------------------------	-------	------------

Summary of immigration status - open cases in Q2‡