



# NRPF Connect Data Report Q1 2024/25

Scotland

## What is the NRPF Connect data report Q1 2024/25?

This data report collates and analyses the data recorded by councils in Scotland using NRPF Connect in the first quarter of the 2024/25 financial year. It provides a summary of referrals made and the support provided by social care services around the UK for people with no recourse to public funds (NRPF). The data is used to inform policy recommendations.

## What is NRPF Connect?

NRPF Connect is the national database and case management tool for councils to record details of households with NRPF that are being provided with accommodation and/or financial support by social services, hosted by the NRPF Network.

## What support is recorded on NRPF Connect?

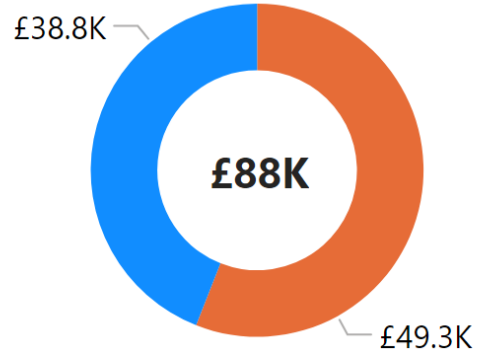
Councils can provide accommodation and financial support to people who are excluded from claiming benefits and mainstream housing assistance when statutory duties are engaged under social care legislation. Local authorities across the UK record the social care services they provide to families, adults with care needs, and care leavers with no recourse to public funds (NRPF). You can read more about NRPF support on the [NRPF Network website](#).

## Notes on the data

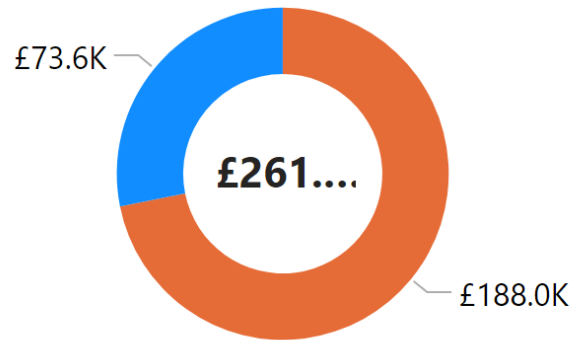
- “Adults” refers to adults with care needs provided with support under S18(1) Care Act 2014, S19(1) Care Act 2014, S12 Social Work (Scotland) Act 1968, P7 Housing Act 1996, S1 Localism Act 2011, or S117 Mental Health Act 1983.
- “Families” refers to families with a child in need with support under S17 Children Act 1989 or S22 Children (Scotland) Act 1995.
- “Children and care leavers” refers to looked after children and young people leaving care supported under Children (Leaving Care) Act 2000, S20 Children Act 1989, S25 Children (Scotland) Act 1995, or S29 & S30 Children (Scotland) Act 1995.
- “Support costs” relate to accommodation and financial support (subsistence) costs only, and do not include staffing or other costs incurred by councils delivering support to NRPF households.
- Data was last downloaded from NRPF Connect on 22/10/2024

## Key

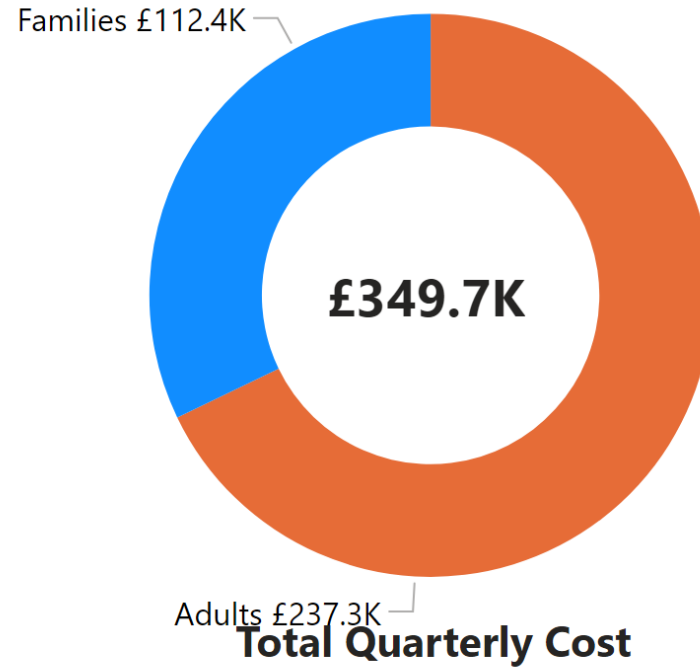
‡ - Those awaiting a first immigration check have been removed from the summary



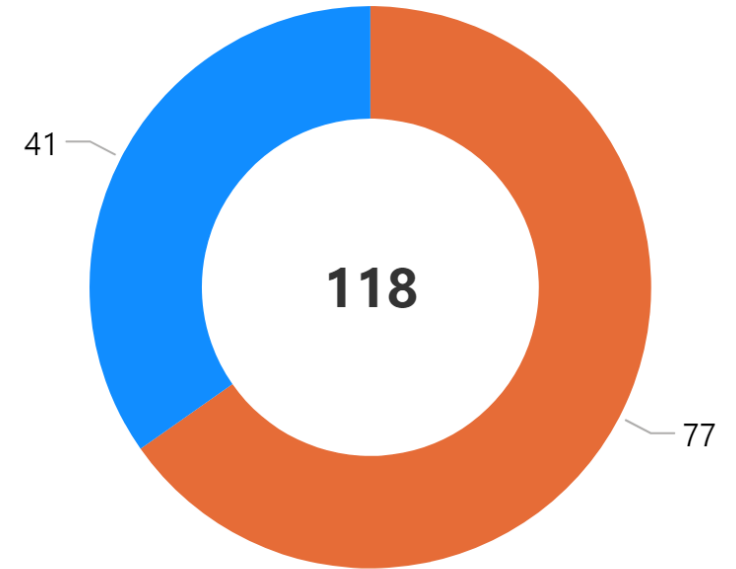
Person Related Costs



Property Related Costs



Total Quarterly Cost



Supported Households

- Families
- Children & Care Leavers
- Adults

3 local authority subscribers

# Adults with care and support needs

Local authorities uploading financial data:

2 / 3 subscribers

Edinburgh

Glasgow

## Referrals and Supported Households

	Q1	Q2	Q3	Q4
New referrals	19			
New households taken on for support	11			
Supported households closed	5			

## Time on support

	Q1	Q2	Q3	Q4
Average number of days on support	535			
Households supported for 1000 days	13			
1000 day households as % of total	17%			

## Support Costs

	Q1	Q2	Q3	Q4
Supported households	77			
Dependents of supported households	3			
Person-related cost	£49.3K			
Property-related cost	£188.0K			
Total quarterly cost	£237.3K			
Average quarterly cost per household	£3.1K			

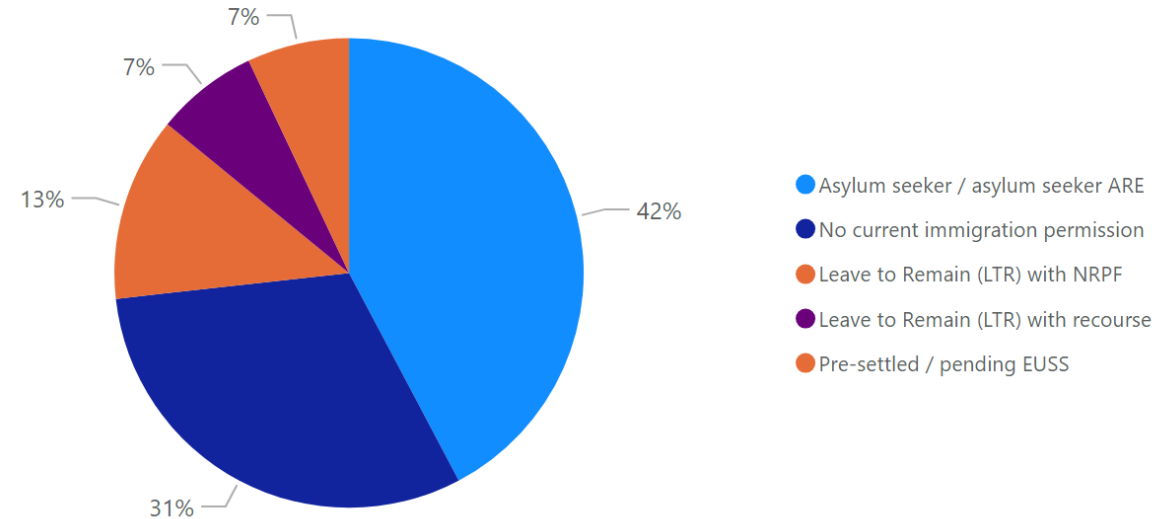
## Immigration status - financially supported in Q1

Immigration Status	Immigration Status Groups	Count	Percentage
Illegal entrant / Deception - claimed asylum	Asylum seeker / asylum seeker ARE	19	24.68%
In Country Asylum Seeker	Asylum seeker / asylum seeker ARE	1	1.30%
Overstayer / Breach - claimed asylum	Asylum seeker / asylum seeker ARE	9	11.69%
Port Case	Asylum seeker / asylum seeker ARE	1	1.30%
Awaiting first immigration check	Awaiting first immigration status check	6	7.79%
Leave to Enter as visitor - NRPF	Leave to Remain (LTR) with NRPF	5	6.49%
Limited leave with NRPF (other)	Leave to Remain (LTR) with NRPF	4	5.19%
Indefinite Leave	Leave to Remain (LTR) with recourse	1	1.30%
Limited leave with recourse to public funds (10 year route)	Leave to Remain (LTR) with recourse	2	2.60%
Refugee Status	Leave to Remain (LTR) with recourse	2	2.60%
EEA family permit	No current immigration permission	1	1.30%
Illegal entrant / Deception - did not claim asylum	No current immigration permission	2	2.60%
Overstayer / Breach - did not claim asylum	No current immigration permission	14	18.18%
Status not confirmed	No current immigration permission	5	6.49%
EUSS application submitted in time	Pre-settled / pending EUSS	1	1.30%
EUSS application submitted pre-30 June 2021	Pre-settled / pending EUSS	1	1.30%
Pre-settled status LTR (EUSS)	Pre-settled / pending EUSS	3	3.90%
<b>Total</b>		<b>77</b>	<b>100.00%</b>

## Summary of immigration status - supported in Q1‡

Immigration Status Groups	Count	Percentage
Asylum seeker / asylum seeker ARE	30	42.25%
Leave to Remain (LTR) with NRPF	9	12.68%
Leave to Remain (LTR) with recourse	5	7.04%
No current immigration permission	22	30.99%
Pre-settled / pending EUSS	5	7.04%
<b>Total</b>	<b>71</b>	<b>100.00%</b>

## Summary of immigration status - supported in Q1‡



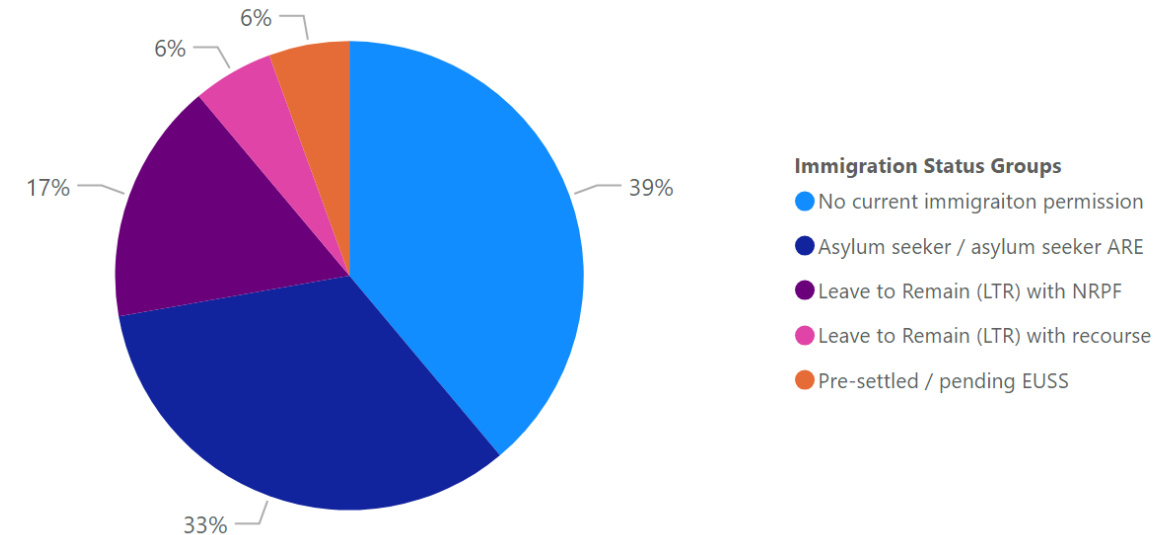
## Immigration status - all referrals in Q1

Immigration Status	Immigration Status Groups	Count	Percentage
Illegal entrant / Deception - claimed asylum	Asylum seeker / asylum seeker ARE	3	15.79%
In Country Asylum Seeker	Asylum seeker / asylum seeker ARE	1	5.26%
Overstayer / Breach - claimed asylum	Asylum seeker / asylum seeker ARE	2	10.53%
Awaiting first immigration check	Awaiting first immigration status check	1	5.26%
Leave to Enter as visitor - NRPF	Leave to Remain (LTR) with NRPF	1	5.26%
Limited leave with NRPF (other)	Leave to Remain (LTR) with NRPF	2	10.53%
DDV Concession	Leave to Remain (LTR) with recourse	1	5.26%
Illegal entrant / Deception - did not claim asylum	No current immigration permission	2	10.53%
Overstayer / Breach - did not claim asylum	No current immigration permission	2	10.53%
Status not confirmed	No current immigration permission	3	15.79%
EUSS application submitted pre-30 June 2021	Pre-settled / pending EUSS	1	5.26%
<b>Total</b>		<b>19</b>	<b>100.00%</b>

## Immigration status - all referrals in Q1‡

Immigration Status Groups	Count	Percentage
No current immigration permission	7	38.89%
Asylum seeker / asylum seeker ARE	6	33.33%
Leave to Remain (LTR) with NRPF	3	16.67%
Leave to Remain (LTR) with recourse	1	5.56%
Pre-settled / pending EUSS	1	5.56%
<b>Total</b>	<b>18</b>	<b>100.00%</b>

## Immigration status - all referrals in Q1‡



# Case Closure Reasons - Adults with care and support needs

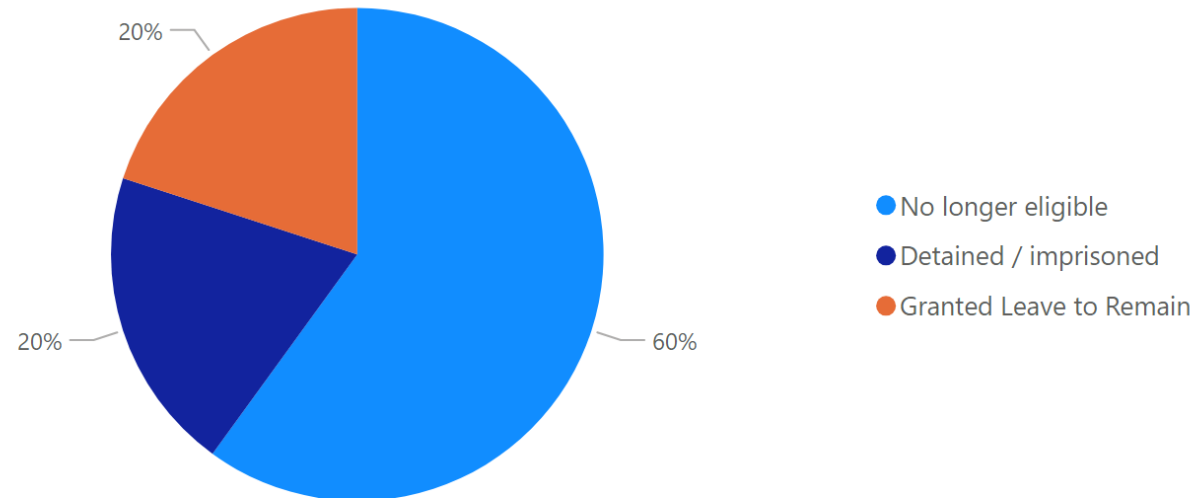
### Closure reason - all closures in Q1

Reason for closure	Count	Percentage	Avg days on support
No longer eligible	3	60%	402
Detained / imprisoned	1	20%	4
Granted Leave to Remain	1	20%	333
<b>Total</b>	<b>5</b>	<b>100%</b>	<b>308</b>

### Onward referral for those no longer eligible

Referral	Count	Avg days on support
Support accessed through friends / family	2	126
Referred to borough where ordinary resident	1	954
<b>Total</b>	<b>3</b>	<b>402</b>

### Closure reason - all closures in Q1





# Families with Children in Need

Local authorities uploading financial data:

2 / 3 subscribers

Edinburgh

Glasgow

## Referrals and Supported Households

	Q1	Q2	Q3	Q4
New referrals	23			
New households taken on for support	10			
Supported households closed	8			

## Time on support

	Q1	Q2	Q3	Q4
Average number of days on support	381			
Households supported for 1000 days	4			
1000 day households as % of total	10%			

## Support Costs

	Q1	Q2	Q3	Q4
Supported households	41			
Dependents of supported households	85			
Person-related cost	£38.8K			
Property-related cost	£73.6K			
Total cost	£112.4K			
Average cost per household	£2.7K			

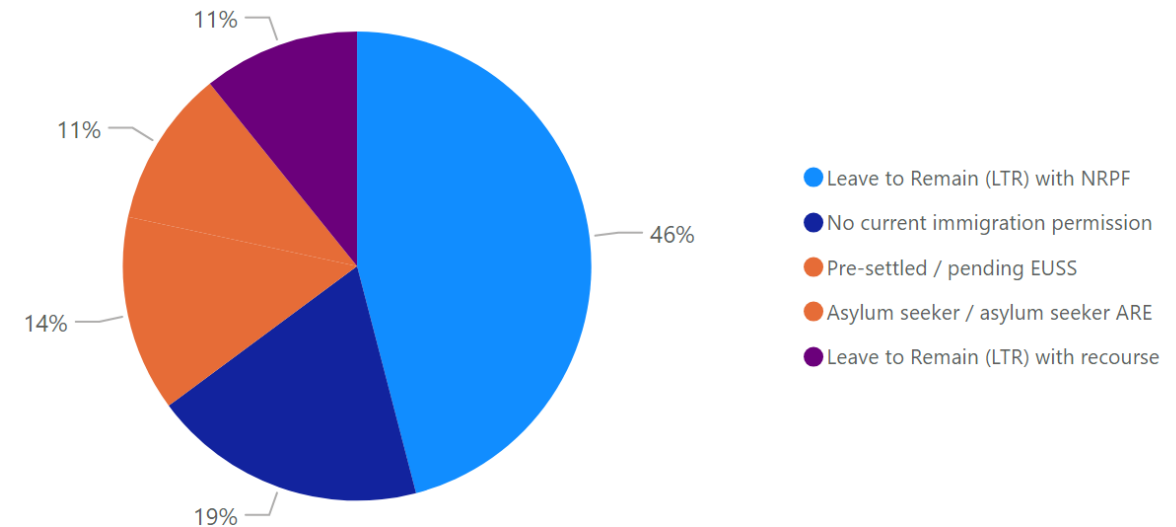
## Immigration status - financially supported in Q1

Immigration Status	Immigration Status Groups	Count	Percentage
In Country Asylum Seeker	Asylum seeker / asylum seeker ARE	1	2.44%
Overstayer / Breach - claimed asylum	Asylum seeker / asylum seeker ARE	3	7.32%
Awaiting first immigration check	Awaiting first immigration status check	4	9.76%
Leave to Enter as visitor - NRPF	Leave to Remain (LTR) with NRPF	1	2.44%
Limited leave with NRPF (other)	Leave to Remain (LTR) with NRPF	16	39.02%
DDV Concession	Leave to Remain (LTR) with recourse	1	2.44%
Limited leave with recourse to public funds (10 year route)	Leave to Remain (LTR) with recourse	2	4.88%
Refugee Status	Leave to Remain (LTR) with recourse	1	2.44%
Illegal entrant / Deception - did not claim asylum	No current immigration permission	1	2.44%
Overstayer / Breach - did not claim asylum	No current immigration permission	5	12.20%
Status not confirmed	No current immigration permission	1	2.44%
EUSS application submitted after 30 June 2021	Pre-settled / pending EUSS	1	2.44%
EUSS application submitted in time	Pre-settled / pending EUSS	1	2.44%
EUSS application submitted out of time	Pre-settled / pending EUSS	1	2.44%
Pre-settled status LTR (EUSS)	Pre-settled / pending EUSS	2	4.88%
<b>Total</b>		<b>41</b>	<b>100.00%</b>

## Summary of immigration status - supported in Q1‡

Immigration Status Groups	Count	Percentage
Asylum seeker / asylum seeker ARE	4	10.81%
Leave to Remain (LTR) with NRPF	17	45.95%
Leave to Remain (LTR) with recourse	4	10.81%
No current immigration permission	7	18.92%
Pre-settled / pending EUSS	5	13.51%
<b>Total</b>	<b>37</b>	<b>100.00%</b>

## Summary of immigration status - supported in Q1‡



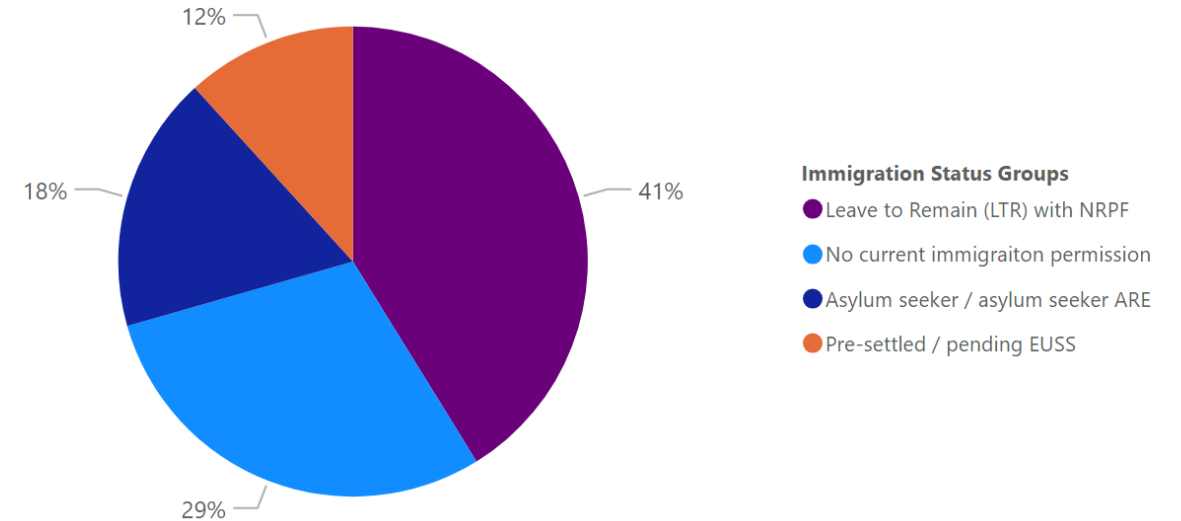
## Immigration status - all referrals in Q1

Immigration Status	Immigration Status Groups	Count	Percentage
In Country Asylum Seeker	Asylum seeker / asylum seeker ARE	3	13.04%
Awaiting first immigration check	Awaiting first immigration status check	6	26.09%
Leave to Enter as visitor - NRPF	Leave to Remain (LTR) with NRPF	1	4.35%
Limited leave with NRPF (other)	Leave to Remain (LTR) with NRPF	5	21.74%
Settled status ILR (EUSS)	Leave to Remain (LTR) with NRPF	1	4.35%
Overstayer / Breach - did not claim asylum	No current immigration permission	2	8.70%
Status not confirmed	No current immigration permission	3	13.04%
EUSS application submitted in time	Pre-settled / pending EUSS	1	4.35%
Pre-settled status LTR (EUSS)	Pre-settled / pending EUSS	1	4.35%
<b>Total</b>		<b>23</b>	<b>100.00%</b>

## Immigration status - all referrals in Q1‡

Immigration Status Groups	Count	Percentage
Leave to Remain (LTR) with NRPF	7	41.18%
No current immigration permission	5	29.41%
Asylum seeker / asylum seeker ARE	3	17.65%
Pre-settled / pending EUSS	2	11.76%
<b>Total</b>	<b>17</b>	<b>100.00%</b>

## Immigration status - all referrals in Q1‡



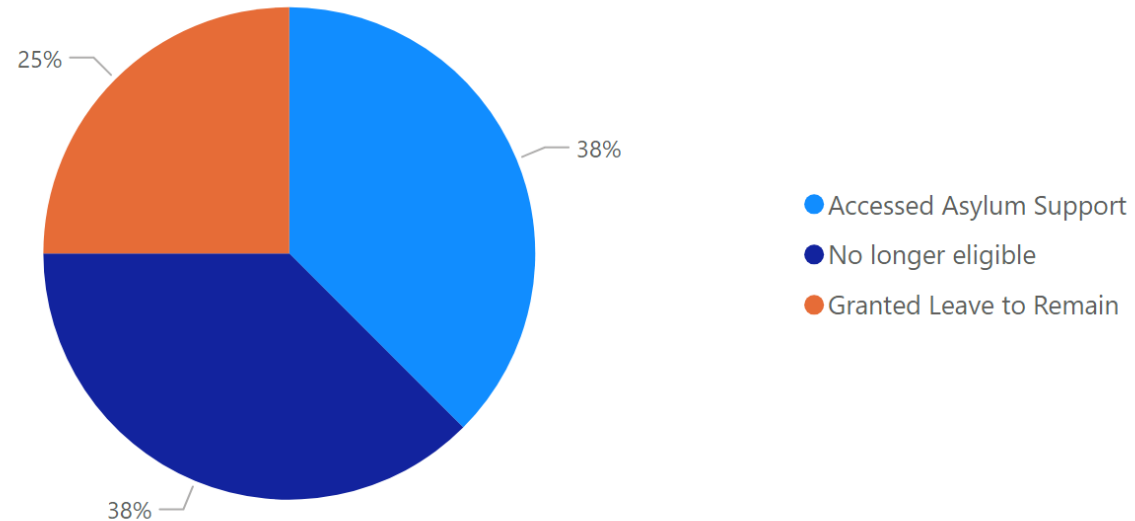
Closure reason - all closures in Q1

Reason for closure	Count	Percentage	Avg days on support
Accessed Asylum Support	3	38%	33
No longer eligible	3	38%	150
Granted Leave to Remain	2	25%	718
<b>Total</b>	<b>8</b>	<b>100%</b>	<b>248</b>

Onward referral for those no longer eligible

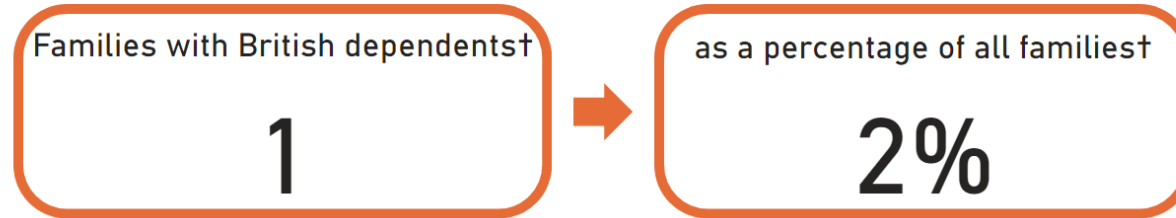
Referral	Count	Avg days on support
Mainstream benefits and housing services	2	219
Support accessed through friends / family	1	14
<b>Total</b>	<b>3</b>	<b>150</b>

Closure reason - all closures in Q1

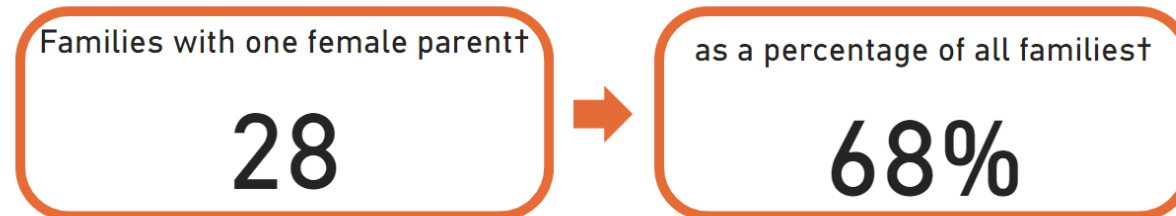
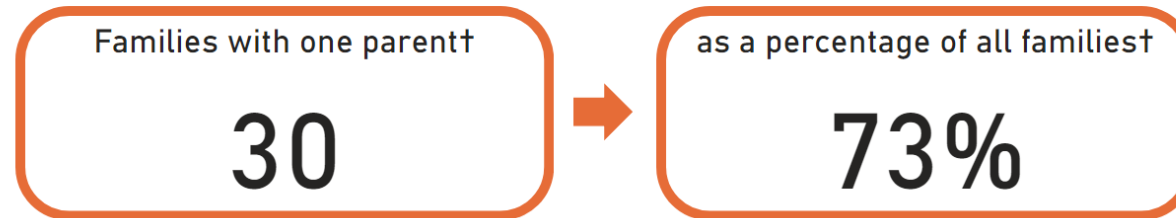


Following requests from our members, we have calculated the following figures:

## Families with British Dependents



## Single Parent Families



# Looked after Children and Care Leavers

Local authorities uploading financial data:  
(.../ 3 subscribers



## Referrals and Supported Households

	Q1	Q2	Q3	Q4
New cases taken on for support	(Blank)			
New cases	(Blank)			
Cases closed	(Blank)			

## Open Cases

	Q1	Q2	Q3	Q4
Open cases	(Blank)			
Open cases under age of 18	(Blank)			
Open cases aged 18-20	(Blank)			
Open cases aged 21-24	(Blank)			

## Support Costs

	Q1	Q2	Q3	Q4
Financially supported cases	(Blank)			
Person-related cost	(Blank)			
Property-related cost	(Blank)			
Total cost	(Blank)			
Average cost per case	(Blank)			



# Immigration Status of Supported Households - Children and Care Leavers

Scotland  
Data Report - Q1 FY 2024/25

## Immigration status - open cases in Q1

Immigration Status	Immigration Status Groups	Count	Percentage
--------------------	---------------------------	-------	------------

## Summary of immigration status - open cases in Q1‡

Immigration Status Groups	Count	Percentage
---------------------------	-------	------------

Summary of immigration status - open cases in Q1‡