



NRPF Connect Data Report Q2 2024/25

Greater London

What is the NRPF Connect data report Q2 2024/25?

This data report collates and analyses the data recorded by councils in the Greater London region using NRPF Connect in the second quarter of the 2024/25 financial year. It provides a summary of referrals made and the support provided by social care services around the UK for people with no recourse to public funds (NRPF). The data is used to inform policy recommendations.

What is NRPF Connect?

NRPF Connect is the national database and case management tool for councils to record details of households with NRPF that are being provided with accommodation and/or financial support by social services, hosted by the NRPF Network.

What support is recorded on NRPF Connect?

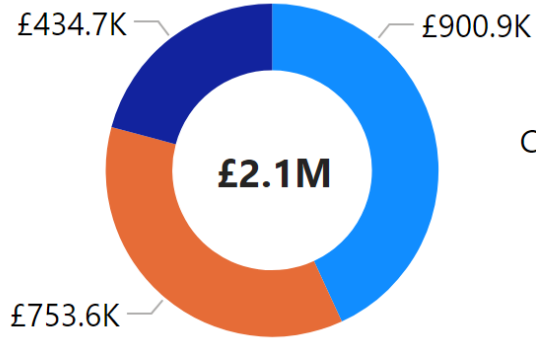
Councils can provide accommodation and financial support to people who are excluded from claiming benefits and mainstream housing assistance when statutory duties are engaged under social care legislation. Local authorities across the UK record the social care services they provide to families, adults with care needs, and care leavers with no recourse to public funds (NRPF). You can read more about NRPF support on the [NRPF Network website](#).

Notes on the data

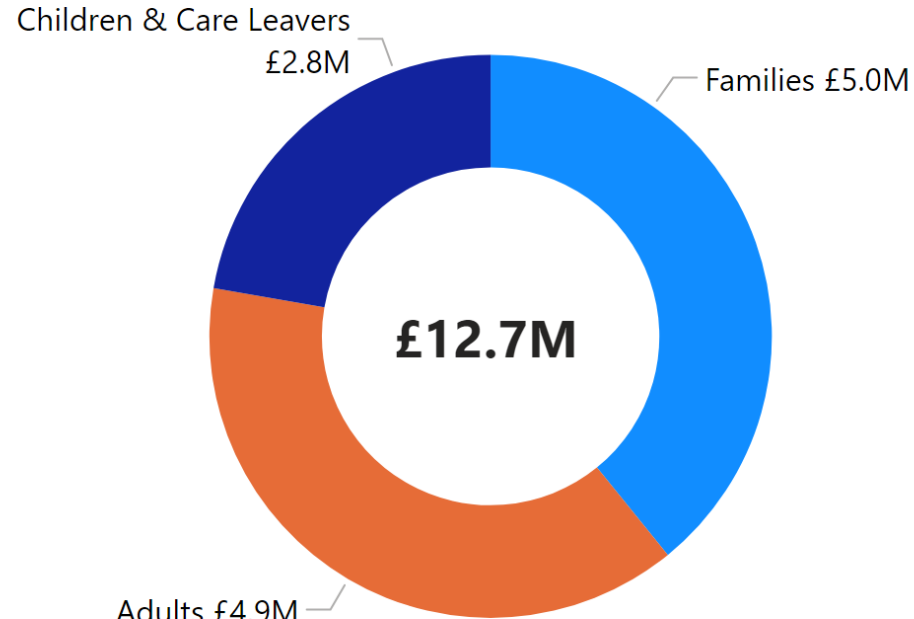
- “Adults” refers to adults with care needs provided with support under S18(1) Care Act 2014, S19(1) Care Act 2014, S12 Social Work (Scotland) Act 1968, P7 Housing Act 1996, S1 Localism Act 2011, or S117 Mental Health Act 1983.
- “Families” refers to families with a child in need with support under S17 Children Act 1989 or S22 Children (Scotland) Act 1995.
- “Children and care leavers” refers to looked after children and young people leaving care supported under Children (Leaving Care) Act 2000, S20 Children Act 1989, S25 Children (Scotland) Act 1995, or S29 & S30 Children (Scotland) Act 1995.
- “Support costs” relate to accommodation and financial support (subsistence) costs only, and do not include staffing or other costs incurred by councils delivering support to NRPF households.
- Data was last downloaded from NRPF Connect on 22/10/2024
- “Year-to-date” figures cover the time period from the start of the financial year to the end of the reported quarter.

Key

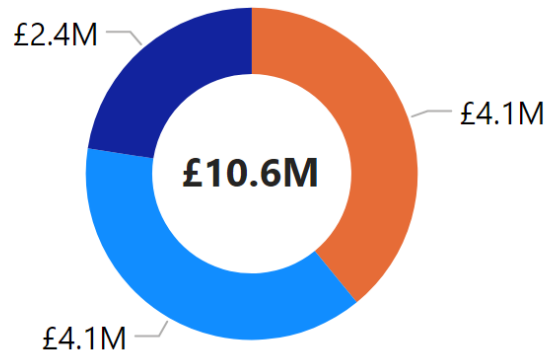
‡ - Those awaiting a first immigration check have been removed from the summary



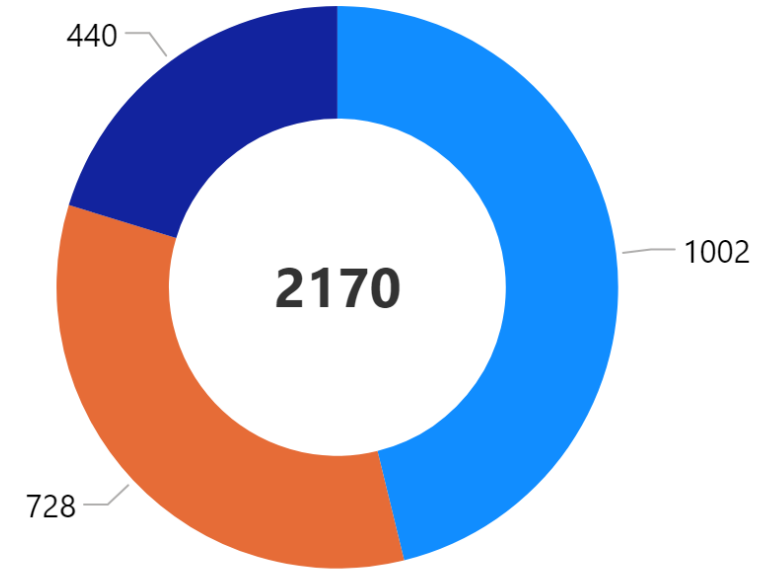
Person Related Costs



Total Quarterly Cost



Property Related Costs



Supported Households

- Families
- Children & Care Leavers
- Adults

30 local authority subscribers

Adults with care and support needs

Local authorities uploading financial data:

25/30 subscribers

Barking and Dagenha	Barnet	Bexley
Camden	Croydon	Ealing
Enfield	Greenwich	Hackney
Hammersmith and Fu	Haringey	Havering
Hillingdon	Hounslow	Islington
Kensington and Chels	Lambeth	Lewisham
Merton	Newham	Redbridge
Southwark	Tower Hamlets	Wandsworth
Westminster		

Referrals and Supported Households

	Q1	Q2	Q3	Q4	Year-to-date
New referrals	362	319			681
New households taken on for support	62	60			122
Supported households closed	56	42			98

Time on support

	Q1	Q2	Q3	Q4	Year-to-date
Average number of days on support	950	977			956
Households supported for 1000 days	239	250			263
1000 day households as % of total	33%	34%			34%

Support Costs

	Q1	Q2	Q3	Q4	Year-to-date
Supported households	724	728			785
Dependents of supported households	74	76			85
Person-related cost	£727.1K	£753.6K			£1.5M
Property-related cost	£4.1M	£4.1M			£8.3M
Total quarterly cost	£4.8M	£4.9M			£9.7M
Average quarterly cost per household	£6.7K	£6.7K			£12.4K

Immigration Status of Supported Households - Adults with care and support needs

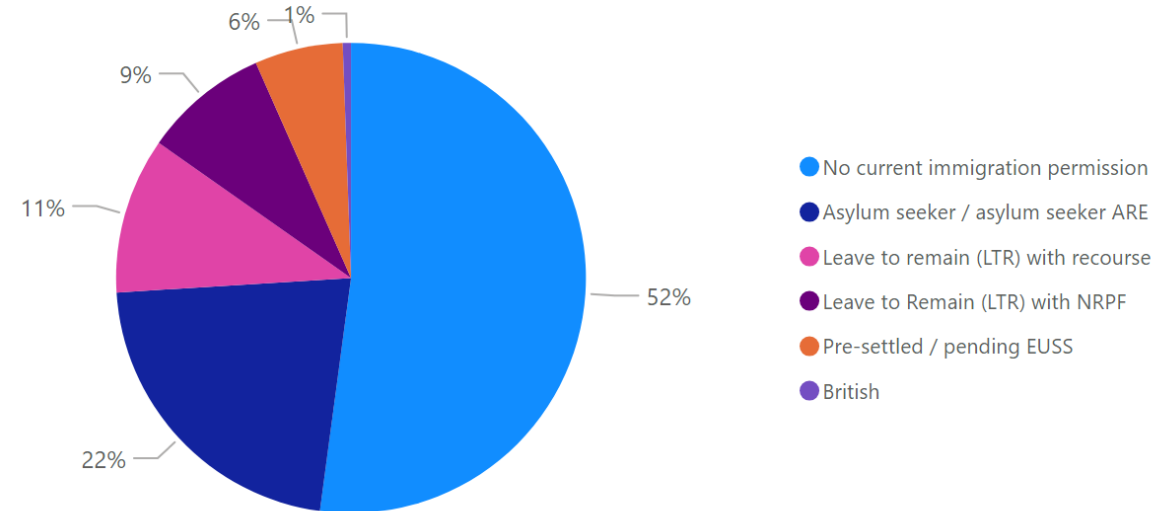
Immigration status - financially supported in Q2

Immigration Status	Immigration Status Group	Count	Percentage
Awaiting first immigration check	Awaiting first immigration check	20	2.75%
British	British	4	0.55%
DDV Concession	Leave to remain (LTR) with recourse	1	0.14%
Discretionary Leave (DL) - other	Leave to remain (LTR) with recourse	4	0.55%
EEA / family member (resident Dec 20)- unlawfully present	No current immigration permission	6	0.82%
EEA national	No current immigration permission	1	0.14%
EEA national - no record on HO systems	No current immigration permission	1	0.14%
EEA National / Dependant	No current immigration permission	2	0.27%
EUSS application submitted after 30 June 2021	Pre-settled / pending EUSS	1	0.14%
EUSS application submitted in time	Pre-settled / pending EUSS	1	0.14%
EUSS application submitted pre-30 June 2021	Pre-settled / pending EUSS	3	0.41%
Hong Kong BN(O) Visa	Leave to Remain (LTR) with NRPF	1	0.14%
Illegal entrant / Deception - claimed asylum	Asylum seeker / asylum seeker ARE	54	7.42%
Illegal entrant / Deception - did not claim asylum	No current immigration permission	45	6.18%
In Country Asylum Seeker	Asylum seeker / asylum seeker ARE	9	1.24%
Indefinite Leave	Leave to remain (LTR) with recourse	9	1.24%
Leave to Enter as visitor - NRPF	Leave to Remain (LTR) with NRPF	5	0.69%
Limited leave with NRPF (10 year route)	Leave to Remain (LTR) with NRPF	9	1.24%
Limited leave with NRPF (other)	Leave to Remain (LTR) with NRPF	46	6.32%
Limited leave with recourse to public funds (10 year route)	Leave to remain (LTR) with recourse	22	3.02%
Limited leave with recourse to public funds (following COC)	Leave to remain (LTR) with recourse	5	0.69%
Limited leave with recourse to public funds (other)	Leave to remain (LTR) with recourse	22	3.02%
No record held by Home Office	No current immigration permission	4	0.55%
Overstayer / Breach - claimed asylum	Asylum seeker / asylum seeker ARE	82	11.26%
Overstayer / Breach - did not claim asylum	No current immigration permission	227	31.18%
Port Case	Asylum seeker / asylum seeker ARE	10	1.37%
Pre-settled status LTR (EUSS)	Pre-settled / pending EUSS	38	5.22%
Refugee Status	Leave to remain (LTR) with recourse	5	0.69%
Settled status ILR (EUSS)	Leave to remain (LTR) with recourse	8	1.10%
Status not confirmed	No current immigration permission	83	11.40%
Total		728	100.00%

Summary of immigration status - supported in Q2‡

Immigration Status Group	Count	Percentage
Asylum seeker / asylum seeker ARE	155	21.89%
British	4	0.56%
Leave to Remain (LTR) with NRPF	61	8.62%
Leave to remain (LTR) with recourse	76	10.73%
No current immigration permission	369	52.12%
Pre-settled / pending EUSS	43	6.07%
Total	708	100.00%

Summary of immigration status - supported in Q2‡



Immigration Status of Referred Households - Adults with care and support needs

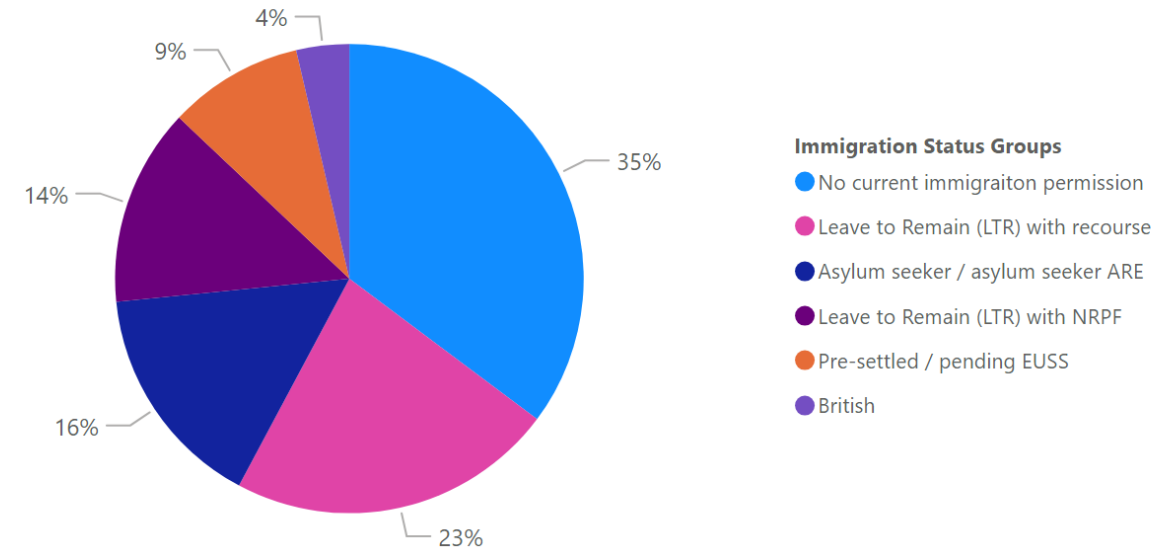
Immigration status - all referrals in Q2

Immigration Status	Immigration Status Groups	Count	Percentage
Illegal entrant / Deception - claimed asylum	Asylum seeker / asylum seeker ARE	17	5.33%
In Country Asylum Seeker	Asylum seeker / asylum seeker ARE	5	1.57%
Overstayer / Breach - claimed asylum	Asylum seeker / asylum seeker ARE	20	6.27%
Port Case	Asylum seeker / asylum seeker ARE	5	1.57%
Awaiting first immigration check	Awaiting first immigration status check	18	5.64%
British	British	11	3.45%
Leave to Enter as visitor - NRPF	Leave to Remain (LTR) with NRPF	2	0.63%
Limited leave with NRPF (10 year route)	Leave to Remain (LTR) with NRPF	3	0.94%
Limited leave with NRPF (other)	Leave to Remain (LTR) with NRPF	36	11.29%
DDV Concession	Leave to Remain (LTR) with recourse	1	0.31%
Discretionary leave - trafficking	Leave to Remain (LTR) with recourse	1	0.31%
Discretionary Leave (DL) - other	Leave to Remain (LTR) with recourse	1	0.31%
Humanitarian Protection	Leave to Remain (LTR) with recourse	1	0.31%
Indefinite Leave	Leave to Remain (LTR) with recourse	12	3.76%
Limited leave with recourse to public funds (10 year route)	Leave to Remain (LTR) with recourse	7	2.19%
Limited leave with recourse to public funds (following COC)	Leave to Remain (LTR) with recourse	2	0.63%
Limited leave with recourse to public funds (other)	Leave to Remain (LTR) with recourse	20	6.27%
Refugee Status	Leave to Remain (LTR) with recourse	7	2.19%
Settled status ILR (EUSS)	Leave to Remain (LTR) with recourse	16	5.02%
EEA / family member (resident Dec 20)- unlawfully present	No current immigration permission	1	0.31%
EEA National / Dependant	No current immigration permission	1	0.31%
Illegal entrant / Deception - did not claim asylum	No current immigration permission	7	2.19%
Overstayer / Breach - did not claim asylum	No current immigration permission	44	13.79%
Status not confirmed	No current immigration permission	53	16.61%
EUSS application submitted after 30 June 2021	Pre-settled / pending EUSS	1	0.31%
EUSS application submitted in time	Pre-settled / pending EUSS	2	0.63%
EUSS application submitted pre-30 June 2021	Pre-settled / pending EUSS	1	0.31%
Pre-settled status LTR (EUSS)	Pre-settled / pending EUSS	24	7.52%
Total		319	100.00%

Immigration status - all referrals in Q2‡

Immigration Status Groups	Count	Percentage
No current immigration permission	106	35.22%
Leave to Remain (LTR) with recourse	68	22.59%
Asylum seeker / asylum seeker ARE	47	15.61%
Leave to Remain (LTR) with NRPF	41	13.62%
Pre-settled / pending EUSS	28	9.30%
British	11	3.65%
Total	301	100.00%

Immigration status - all referrals in Q2‡



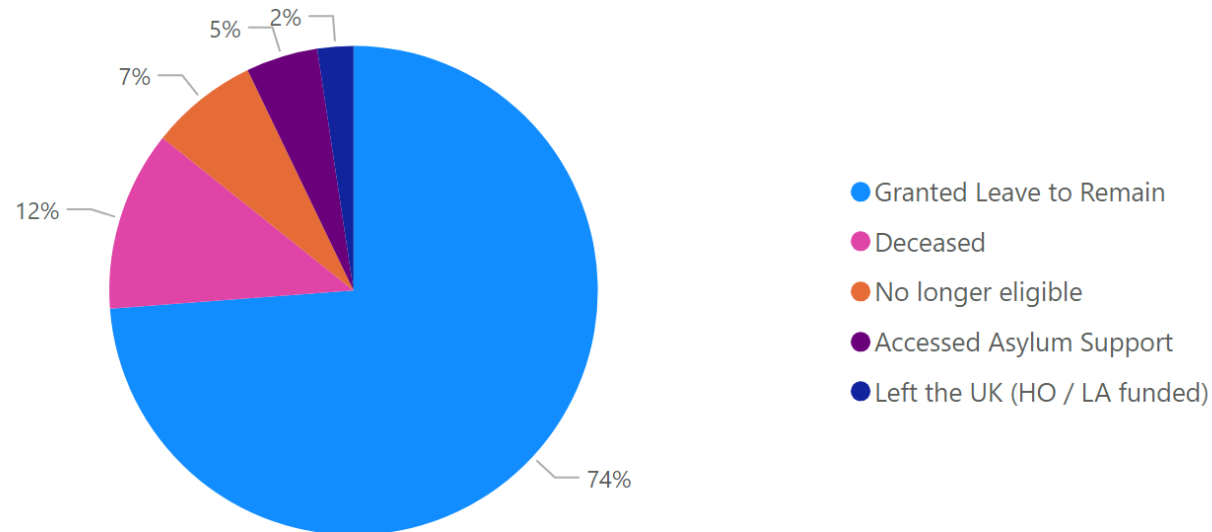
Closure reason - all closures in Q2

Reason for closure	Count	Percentage	Avg days on support
Granted Leave to Remain	31	74%	766
Deceased	5	12%	867
No longer eligible	3	7%	596
Accessed Asylum Support	2	5%	546
Left the UK (HO / LA funded)	1	2%	1287
Total	42	100%	768

Onward referral for those no longer eligible

Referral	Count	Percentage
Mainstream benefits and housing services	1	33%
Referred to borough where ordinary resident	1	33%
Support accessed through friends / family	1	33%
Total	3	100%

Closure reason - all closures in Q2



Families with Children in Need

Local authorities uploading financial data:

30/30 subscribers

Barking and Dagenham	Barnet	Bexley
Brent	Bromley	Camden
Croydon	Ealing	Enfield
Greenwich	Hackney	Hammersmith and Fulham
Haringey	Harrow	Havering
Hillingdon	Hounslow	Islington
Kensington and Chelsea	Lambeth	Lewisham
Merton	Newham	Redbridge
Southwark	Sutton	Tower Hamlets
Waltham Forest	Wandsworth	Westminster

Referrals and Supported Households

	Q1	Q2	Q3	Q4	Year-to-date
New referrals	393	411			804
New households taken on for support	136	140			276
Supported households closed	109	128			237

Time on support

	Q1	Q2	Q3	Q4	Year-to-date
Average number of days on support	573	588			572
Households supported for 1000 days	192	215			228
1000 day households as % of total	20%	21%			21%

Support Costs

	Q1	Q2	Q3	Q4	Year-to-date
Supported households	971	1002			1111
Dependents of supported households	1671	1679			1886
Person-related cost	£893.8K	£900.9K			£1.8M
Property-related cost	£3.8M	£4.1M			£7.9M
Total quarterly cost	£4.7M	£5.0M			£9.7M
Average quarterly cost per household	£4.9K	£5.0K			£8.7K

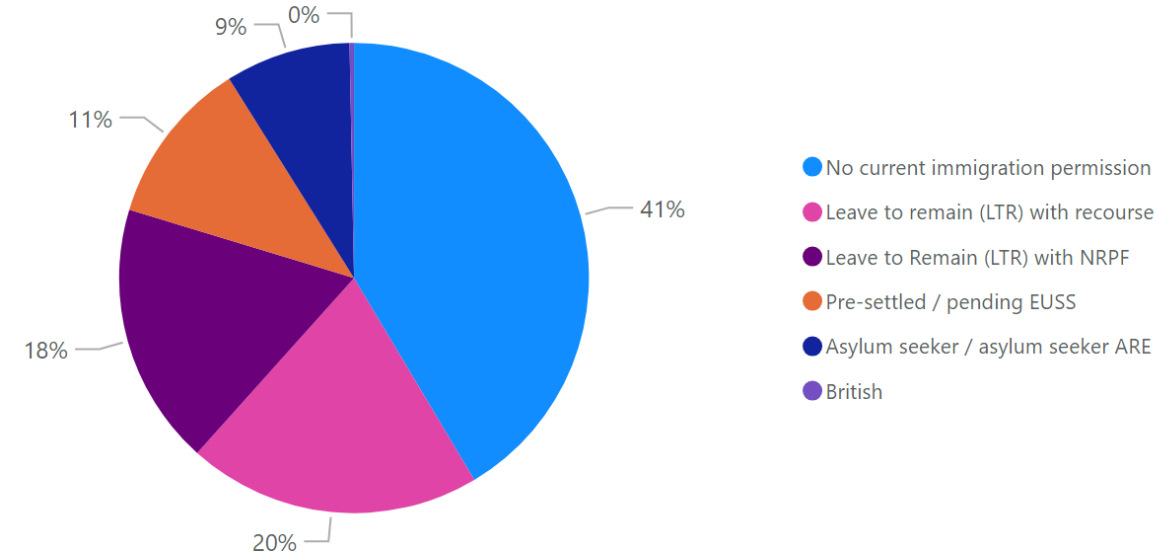
Immigration status - financially supported in Q2

Immigration Status	Immigration Status Group	Count	Percentage
Awaiting first immigration check	Awaiting first immigration check	27	2.69%
British	British	3	0.30%
DDV Concession	Leave to remain (LTR) with recourse	29	2.89%
EEA / family member (resident Dec 20)- unlawfully present	No current immigration permission	10	1.00%
EUSS application submitted after 30 June 2021	Pre-settled / pending EUSS	5	0.50%
EUSS application submitted in time	Pre-settled / pending EUSS	3	0.30%
EUSS application submitted out of time	Pre-settled / pending EUSS	1	0.10%
EUSS application submitted pre-30 June 2021	Pre-settled / pending EUSS	4	0.40%
Humanitarian Protection	Leave to remain (LTR) with recourse	2	0.20%
Illegal entrant / Deception - claimed asylum	Asylum seeker / asylum seeker ARE	25	2.50%
Illegal entrant / Deception - did not claim asylum	No current immigration permission	20	2.00%
In Country Asylum Seeker	Asylum seeker / asylum seeker ARE	6	0.60%
Indefinite Leave	Leave to remain (LTR) with recourse	11	1.10%
Leave to Enter as visitor - NRPF	Leave to Remain (LTR) with NRPF	10	1.00%
Limited leave with NRPF (10 year route)	Leave to Remain (LTR) with NRPF	37	3.69%
Limited leave with NRPF (other)	Leave to Remain (LTR) with NRPF	129	12.87%
Limited leave with recourse to public funds (10 year route)	Leave to remain (LTR) with recourse	70	6.99%
Limited leave with recourse to public funds (following COC)	Leave to remain (LTR) with recourse	11	1.10%
Limited leave with recourse to public funds (other)	Leave to remain (LTR) with recourse	56	5.59%
Overstayer / Breach - claimed asylum	Asylum seeker / asylum seeker ARE	42	4.19%
Overstayer / Breach - did not claim asylum	No current immigration permission	335	33.43%
Port Case	Asylum seeker / asylum seeker ARE	11	1.10%
Pre-settled status LTR (EUSS)	Pre-settled / pending EUSS	98	9.78%
Refugee Status	Leave to remain (LTR) with recourse	7	0.70%
Settled status ILR (EUSS)	Leave to remain (LTR) with recourse	11	1.10%
Status not confirmed	No current immigration permission	39	3.89%
Total		1002	100.00%

Summary of immigration status - supported in Q2‡

Immigration Status Group	Count	Percentage
Asylum seeker / asylum seeker ARE	84	8.62%
British	3	0.31%
Leave to Remain (LTR) with NRPF	176	18.05%
Leave to remain (LTR) with recourse	197	20.21%
No current immigration permission	404	41.44%
Pre-settled / pending EUSS	111	11.38%
Total	975	100.00%

Summary of immigration status - supported in Q2‡



Immigration Status of Referred Households - Families

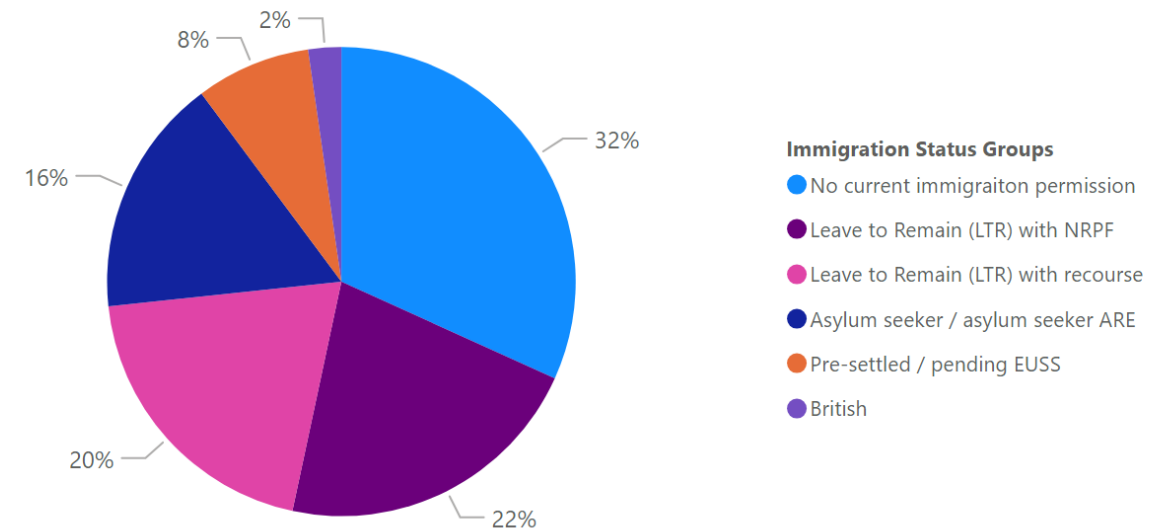
Immigration status - all referrals in Q2

Immigration Status	Immigration Status Groups	Count	Percentage
Illegal entrant / Deception - claimed asylum	Asylum seeker / asylum seeker ARE	47	5.80%
In Country Asylum Seeker	Asylum seeker / asylum seeker ARE	24	2.96%
Overstay / Breach - claimed asylum	Asylum seeker / asylum seeker ARE	38	4.69%
Port Case	Asylum seeker / asylum seeker ARE	14	1.73%
Awaiting first immigration check	Awaiting first immigration status check	65	8.01%
British	British	17	2.10%
Leave to Enter as visitor - NRPF	Leave to Remain (LTR) with NRPF	6	0.74%
Limited leave with NRPF (10 year route)	Leave to Remain (LTR) with NRPF	14	1.73%
Limited leave with NRPF (other)	Leave to Remain (LTR) with NRPF	141	17.39%
DDV Concession	Leave to Remain (LTR) with recourse	8	0.99%
Discretionary leave - trafficking	Leave to Remain (LTR) with recourse	1	0.12%
Discretionary Leave (DL) - other	Leave to Remain (LTR) with recourse	1	0.12%
Humanitarian Protection	Leave to Remain (LTR) with recourse	1	0.12%
Indefinite Leave	Leave to Remain (LTR) with recourse	25	3.08%
Limited leave with recourse to public funds (10 year route)	Leave to Remain (LTR) with recourse	17	2.10%
Limited leave with recourse to public funds (following COC)	Leave to Remain (LTR) with recourse	2	0.25%
Limited leave with recourse to public funds (other)	Leave to Remain (LTR) with recourse	50	6.17%
Refugee Status	Leave to Remain (LTR) with recourse	18	2.22%
Settled status ILR (EUSS)	Leave to Remain (LTR) with recourse	24	2.96%
UASC Leave	Leave to Remain (LTR) with recourse	2	0.25%
EEA / family member (resident Dec 20)- unlawfully present	No current immigration permission	2	0.25%
EEA National / Dependant	No current immigration permission	1	0.12%
Illegal entrant / Deception - did not claim asylum	No current immigration permission	15	1.85%
Overstay / Breach - did not claim asylum	No current immigration permission	123	15.17%
Status not confirmed	No current immigration permission	96	11.84%
EUSS application submitted after 30 June 2021	Pre-settled / pending EUSS	3	0.37%
EUSS application submitted in time	Pre-settled / pending EUSS	4	0.49%
EUSS application submitted out of time	Pre-settled / pending EUSS	1	0.12%
EUSS application submitted pre-30 June 2021	Pre-settled / pending EUSS	1	0.12%
EUSS family member permit	Pre-settled / pending EUSS	1	0.12%
Pre-settled status LTR (EUSS)	Pre-settled / pending EUSS	49	6.04%
Total		811	100.00%

Immigration status - all referrals in Q2‡

Immigration Status Groups	Count	Percentage
No current immigration permission	237	31.77%
Leave to Remain (LTR) with NRPF	161	21.58%
Leave to Remain (LTR) with recourse	149	19.97%
Asylum seeker / asylum seeker ARE	123	16.49%
Pre-settled / pending EUSS	59	7.91%
British	17	2.28%
Total	746	100.00%

Immigration status - all referrals in Q2‡



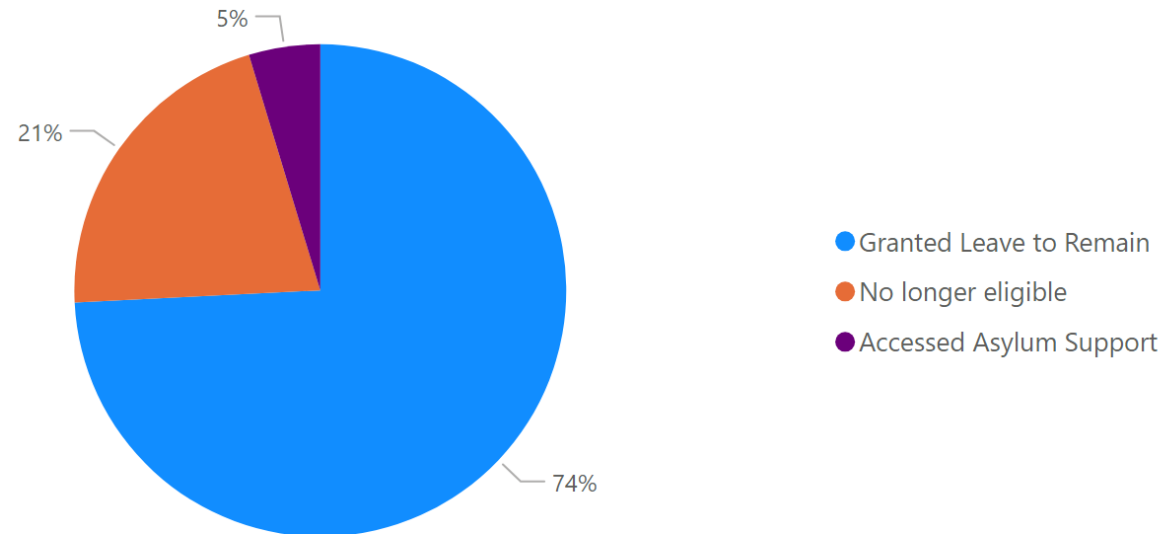
Closure reason - all closures in Q2

Reason for closure	Count	Percentage	Avg days on support
Granted Leave to Remain	95	74%	513
No longer eligible	27	21%	505
Accessed Asylum Support	6	5%	448
Total	128	100%	508

Onward referral for those no longer eligible

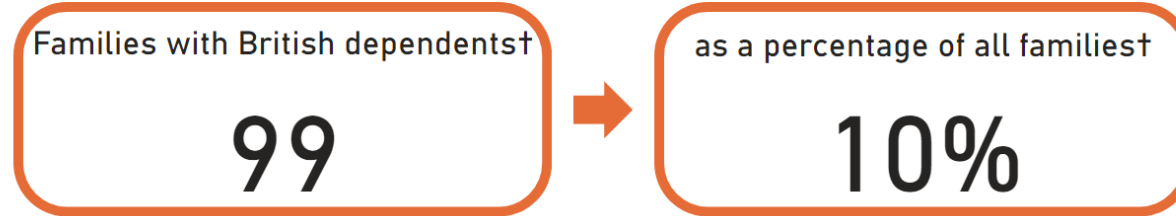
Referral	Count	Percentage
Support accessed through friends / family	18	67%
Employment	3	11%
Mainstream benefits and housing services	3	11%
Referred to borough where ordinary resident	3	11%
Total	27	100%

Closure reason - all closures in Q2

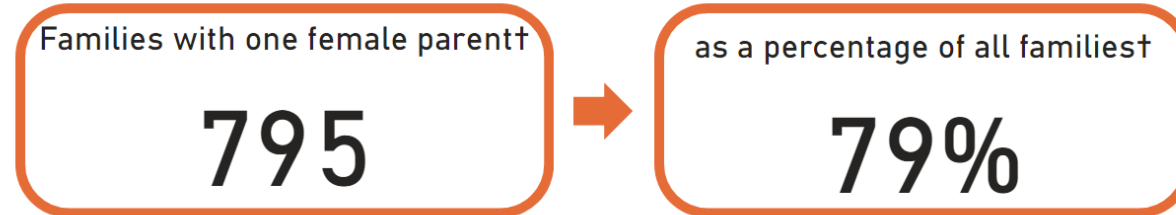
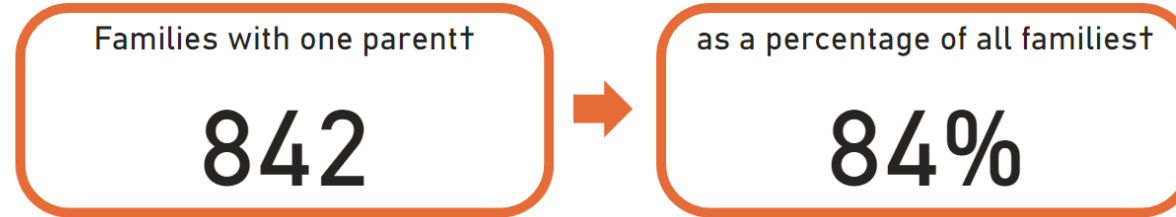


Following requests from our members, we have calculated the following figures:

Families with British Dependents



Single Parent Families



Looked after Children and Care Leavers

Local authorities uploading financial data:

15/30 subscribers

Bromley	Croydon	Ealing
Hackney	Haringey	Havering
Hillingdon	Hounslow	Islington
Lambeth	Lewisham	Newham
Redbridge	Tower Hamlets	Waltham Forest

Referrals and Supported Households

	Q1	Q2	Q3	Q4	Year-to-date
New cases taken on for support	16	14			30
New cases	140	81			221
Cases closed	114	50			164

Open Cases

	Q1	Q2	Q3	Q4	Year-to-date
Open cases	1460	1406			1533
Open cases under age of 18	222	201			264
Open cases aged 18-20	547	531			567
Open cases aged 21-24	691	674			702

Support Costs

	Q1	Q2	Q3	Q4	Year-to-date
Financially supported cases	456	412			473
Person-related cost	£464K	£419K			£884.3K
Property-related cost	£2.37M	£2.3M			£4.7M
Total cost	£2.84M	£2.7M			£5.6M
Average cost per case	£6.2K	£6.6K			£11.5K

Immigration Status of Supported Households - Children and Care Leavers

Immigration status - open cases in Q2

Immigration Status	Immigration Status Groups	Count	Percentage
Awaiting first immigration check	Awaiting first immigration status check	12	0.88%
British	British	7	0.51%
Discretionary leave - trafficking	Leave to Remain (LTR) with recourse	2	0.15%
Discretionary Leave (DL) - other	Leave to Remain (LTR) with recourse	11	0.80%
EEA / family member (resident Dec 20)- unlawfully present	No current immigration permission	2	0.15%
EEA national	No current immigration permission	2	0.15%
EEA national - no record on HO systems	No current immigration permission	1	0.07%
EUSS application submitted after 30 June 2021	Pre-settled / pending EUSS	3	0.22%
EUSS application submitted pre-30 June 2021	Pre-settled / pending EUSS	6	0.44%
Family member of EEA national	Pre-settled / pending EUSS	3	0.22%
Humanitarian Protection	Leave to Remain (LTR) with recourse	18	1.32%
Illegal entrant / Deception - claimed asylum	Asylum seeker / asylum seeker ARE	674	49.27%
Illegal entrant / Deception - did not claim asylum	No current immigration permission	17	1.24%
In Country Asylum Seeker	Asylum seeker / asylum seeker ARE	92	6.73%
Indefinite Leave	Leave to Remain (LTR) with recourse	9	0.66%
Leave to Enter as visitor - NRPF	Leave to Remain (LTR) with NRPF	3	0.22%
Limited leave with NRPF (10 year route)	Leave to Remain (LTR) with NRPF	3	0.22%
Limited leave with NRPF (other)	Leave to Remain (LTR) with NRPF	12	0.88%
Limited leave with recourse to public funds (10 year route)	Leave to Remain (LTR) with recourse	6	0.44%
Limited leave with recourse to public funds (other)	Leave to Remain (LTR) with recourse	35	2.56%
No record held by Home Office	No current immigration permission	21	1.54%
Overstay / Breach - claimed asylum	Asylum seeker / asylum seeker ARE	66	4.82%
Overstay / Breach - did not claim asylum	No current immigration permission	14	1.02%
Port Case	Asylum seeker / asylum seeker ARE	17	1.24%
Pre-settled status LTR (EUSS)	Pre-settled / pending EUSS	10	0.73%
Refugee Status	Leave to Remain (LTR) with recourse	256	18.71%
Settled status ILR (EUSS)	Leave to Remain (LTR) with recourse	3	0.22%
Status not confirmed	No current immigration permission	47	3.44%
UASC leave	Leave to Remain (LTR) with recourse	16	1.17%
Total		1368	100.00%

Summary of immigration status - open cases in Q2†

Immigration Status Groups	Count	Percentage
Asylum seeker / asylum seeker ARE	849	62.61%
Leave to Remain (LTR) with recourse	356	26.25%
No current immigration permission	104	7.67%
Pre-settled / pending EUSS	22	1.62%
Leave to Remain (LTR) with NRPF	18	1.33%
British	7	0.52%
Total	1356	100.00%

Summary of immigration status - open cases in Q2†

