



NRPF Connect Data Report Q1 2024/25

Greater London

What is the NRPF Connect data report Q1 2024/25?

This data report collates and analyses the data recorded by councils in the Greater London region using NRPF Connect in the first quarter of the 2024/25 financial year. It provides a summary of referrals made and the support provided by social care services around the UK for people with no recourse to public funds (NRPF). The data is used to inform policy recommendations.

What is NRPF Connect?

NRPF Connect is the national database and case management tool for councils to record details of households with NRPF that are being provided with accommodation and/or financial support by social services, hosted by the NRPF Network.

What support is recorded on NRPF Connect?

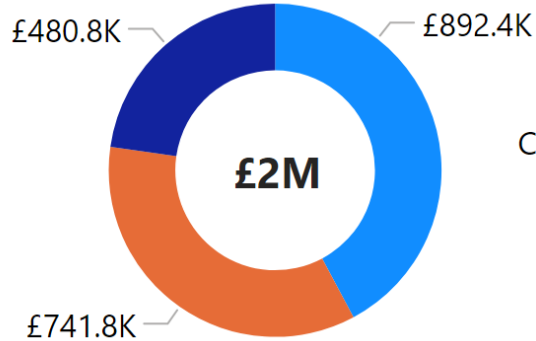
Councils can provide accommodation and financial support to people who are excluded from claiming benefits and mainstream housing assistance when statutory duties are engaged under social care legislation. Local authorities across the UK record the social care services they provide to families, adults with care needs, and care leavers with no recourse to public funds (NRPF). You can read more about NRPF support on the [NRPF Network website](#).

Notes on the data

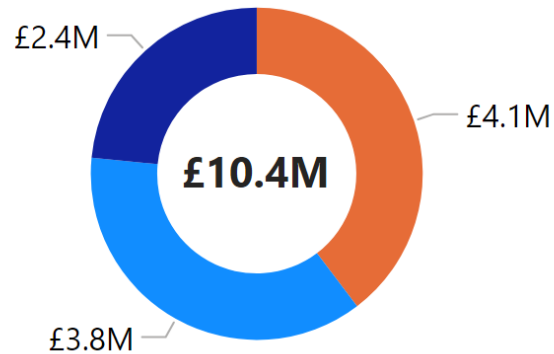
- “Adults” refers to adults with care needs provided with support under S18(1) Care Act 2014, S19(1) Care Act 2014, S12 Social Work (Scotland) Act 1968, P7 Housing Act 1996, S1 Localism Act 2011, or S117 Mental Health Act 1983.
- “Families” refers to families with a child in need with support under S17 Children Act 1989 or S22 Children (Scotland) Act 1995.
- “Children and care leavers” refers to looked after children and young people leaving care supported under Children (Leaving Care) Act 2000, S20 Children Act 1989, S25 Children (Scotland) Act 1995, or S29 & S30 Children (Scotland) Act 1995.
- “Support costs” relate to accommodation and financial support (subsistence) costs only, and do not include staffing or other costs incurred by councils delivering support to NRPF households.
- Data was last downloaded from NRPF Connect on 22/10/2024

Key

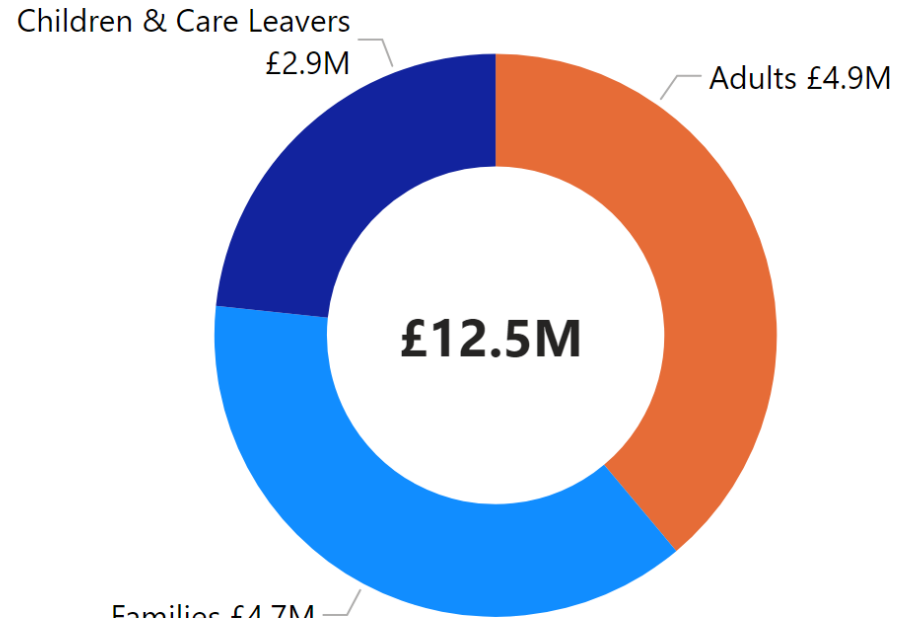
‡ - Those awaiting a first immigration check have been removed from the summary



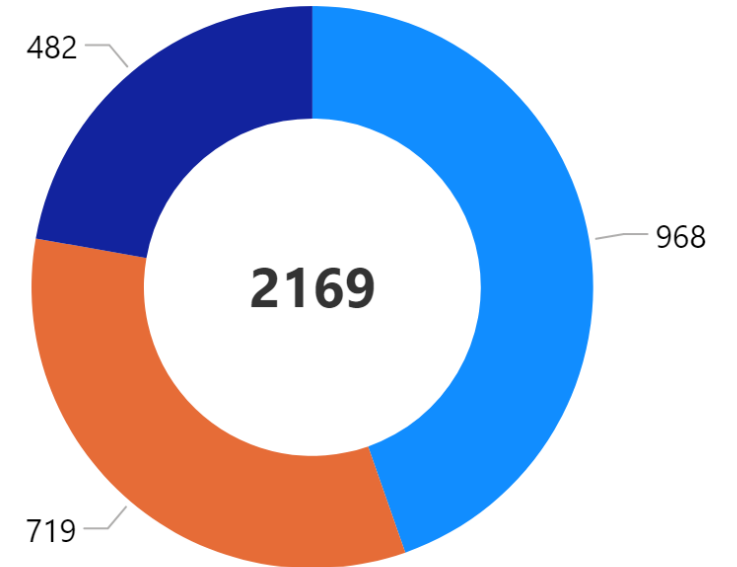
Person Related Costs



Property Related Costs



Total Quarterly Cost



Supported Households

- Families
- Children & Care Leavers
- Adults

30 local authority subscribers

Adults with care and support needs

Local authorities uploading financial data:

25/30 subscribers

Barking and Dagenha	Barnet	Bexley
Camden	Croydon	Ealing
Enfield	Greenwich	Hackney
Hammersmith and Fu	Haringey	Havering
Hillingdon	Hounslow	Islington
Kensington and Chels	Lambeth	Lewisham
Merton	Newham	Redbridge
Southwark	Tower Hamlets	Wandsworth
Westminster		

Referrals and Supported Households

	Q1	Q2	Q3	Q4
New referrals	362			
New households taken on for support	60			
Supported households closed	56			

Time on support

	Q1	Q2	Q3	Q4
Average number of days on support	955			
Households supported for 1000 days	239			
1000 day households as % of total	33%			

Support Costs

	Q1	Q2	Q3	Q4
Supported households	719			
Dependents of supported households	73			
Person-related cost	£741.8K			
Property-related cost	£4.1M			
Total quarterly cost	£4.9M			
Average quarterly cost per household	£6.8K			

Immigration Status of Supported Households - Adults with care and support needs

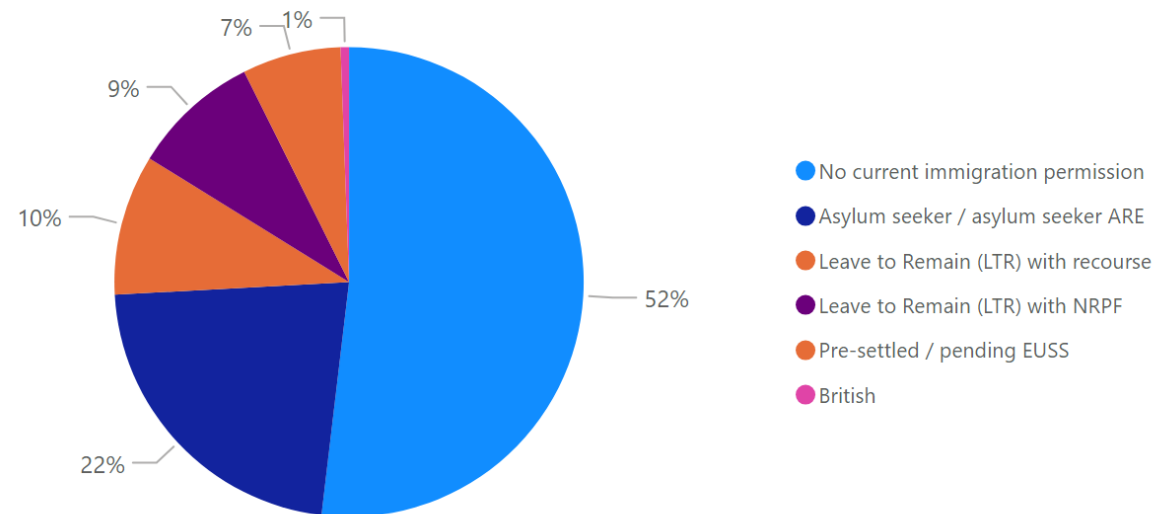
Immigration status - financially supported in Q1

Immigration Status	Immigration Status Groups	Count	Percentage
Illegal entrant / Deception - claimed asylum	Asylum seeker / asylum seeker ARE	55	7.65%
In Country Asylum Seeker	Asylum seeker / asylum seeker ARE	8	1.11%
Overstay / Breach - claimed asylum	Asylum seeker / asylum seeker ARE	82	11.40%
Port Case	Asylum seeker / asylum seeker ARE	9	1.25%
Awaiting first immigration check	Awaiting first immigration status check	27	3.76%
British	British	4	0.56%
Hong Kong BN(O) Visa	Leave to Remain (LTR) with NRPF	1	0.14%
Leave to Enter as visitor - NRPF	Leave to Remain (LTR) with NRPF	11	1.53%
Limited leave with NRPF (10 year route)	Leave to Remain (LTR) with NRPF	9	1.25%
Limited leave with NRPF (other)	Leave to Remain (LTR) with NRPF	32	4.45%
Settled status ILR (EUSS)	Leave to Remain (LTR) with NRPF	8	1.11%
DDV Concession	Leave to Remain (LTR) with recourse	2	0.28%
Discretionary Leave (DL) - other	Leave to Remain (LTR) with recourse	4	0.56%
Humanitarian Protection	Leave to Remain (LTR) with recourse	1	0.14%
Indefinite Leave	Leave to Remain (LTR) with recourse	5	0.70%
Limited leave with recourse to public funds (10 year route)	Leave to Remain (LTR) with recourse	30	4.17%
Limited leave with recourse to public funds (following COC)	Leave to Remain (LTR) with recourse	8	1.11%
Limited leave with recourse to public funds (other)	Leave to Remain (LTR) with recourse	12	1.67%
Refugee Status	Leave to Remain (LTR) with recourse	5	0.70%
EEA / family member (resident Dec 20)- unlawfully present	No current immigration permission	9	1.25%
EEA national	No current immigration permission	1	0.14%
EEA national - no record on HO systems	No current immigration permission	1	0.14%
EEA National / Dependant	No current immigration permission	1	0.14%
Illegal entrant / Deception - did not claim asylum	No current immigration permission	43	5.98%
No record held by Home Office	No current immigration permission	5	0.70%
Overstay / Breach - did not claim asylum	No current immigration permission	222	30.88%
Status not confirmed	No current immigration permission	77	10.71%
EUSS application submitted after 30 June 2021	Pre-settled / pending EUSS	1	0.14%
EUSS application submitted in time	Pre-settled / pending EUSS	1	0.14%
EUSS application submitted out of time	Pre-settled / pending EUSS	1	0.14%
EUSS application submitted pre-30 June 2021	Pre-settled / pending EUSS	4	0.56%
Pre-settled status LTR (EUSS)	Pre-settled / pending EUSS	40	5.56%
Total		719	100.00%

Summary of immigration status - supported in Q1‡

Immigration Status Groups	Count	Percentage
Asylum seeker / asylum seeker ARE	154	22.25%
British	4	0.58%
Leave to Remain (LTR) with NRPF	61	8.82%
Leave to Remain (LTR) with recourse	67	9.68%
No current immigration permission	359	51.88%
Pre-settled / pending EUSS	47	6.79%
Total	692	100.00%

Summary of immigration status - supported in Q1‡



Immigration Status of Referred Households - Adults with care and support needs

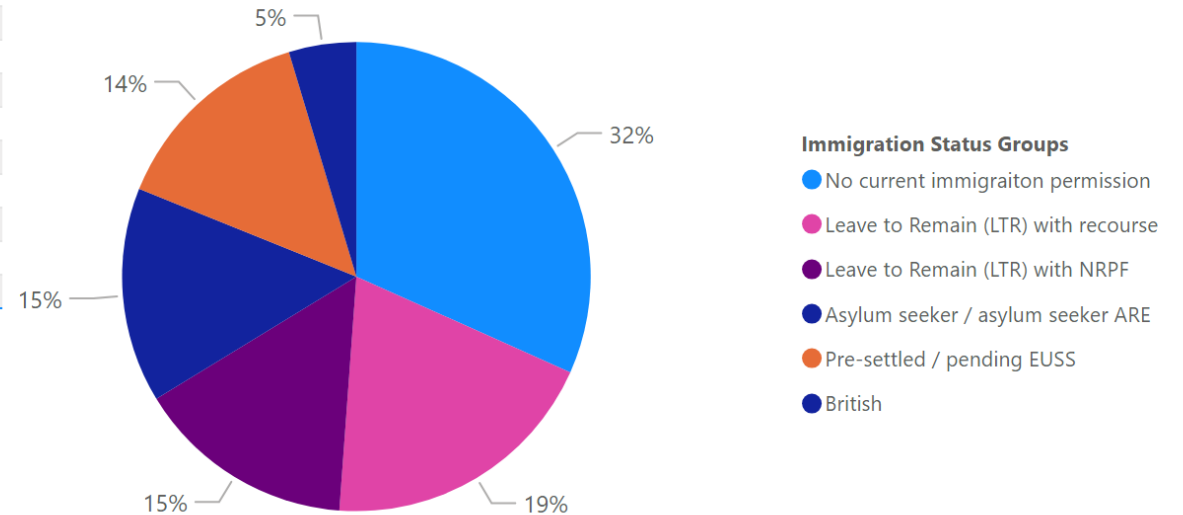
Immigration status - all referrals in Q1

Immigration Status	Immigration Status Groups	Count	Percentage
Illegal entrant / Deception - claimed asylum	Asylum seeker / asylum seeker ARE	17	4.70%
In Country Asylum Seeker	Asylum seeker / asylum seeker ARE	9	2.49%
Overstayer / Breach - claimed asylum	Asylum seeker / asylum seeker ARE	16	4.42%
Port Case	Asylum seeker / asylum seeker ARE	9	2.49%
Awaiting first immigration check	Awaiting first immigration status check	18	4.97%
British	British	16	4.42%
Leave to Enter as visitor - NRPF	Leave to Remain (LTR) with NRPF	3	0.83%
Limited leave with NRPF (10 year route)	Leave to Remain (LTR) with NRPF	5	1.38%
Limited leave with NRPF (other)	Leave to Remain (LTR) with NRPF	18	4.97%
Settled status ILR (EUSS)	Leave to Remain (LTR) with NRPF	26	7.18%
DDV Concession	Leave to Remain (LTR) with recourse	2	0.55%
Discretionary Leave (DL) - other	Leave to Remain (LTR) with recourse	1	0.28%
Indefinite Leave	Leave to Remain (LTR) with recourse	21	5.80%
Limited leave with recourse to public funds (10 year route)	Leave to Remain (LTR) with recourse	16	4.42%
Limited leave with recourse to public funds (following COC)	Leave to Remain (LTR) with recourse	2	0.55%
Limited leave with recourse to public funds (other)	Leave to Remain (LTR) with recourse	16	4.42%
Refugee Status	Leave to Remain (LTR) with recourse	9	2.49%
Illegal entrant / Deception - did not claim asylum	No current immigration permission	9	2.49%
No record held by Home Office	No current immigration permission	1	0.28%
Overstayer / Breach - did not claim asylum	No current immigration permission	44	12.15%
Status not confirmed	No current immigration permission	55	15.19%
EUSS application submitted after 30 June 2021	Pre-settled / pending EUSS	2	0.55%
EUSS application submitted in time	Pre-settled / pending EUSS	5	1.38%
Pre-settled status LTR (EUSS)	Pre-settled / pending EUSS	42	11.60%
Total		362	100.00%

Immigration status - all referrals in Q1‡

Immigration Status Groups	Count	Percentage
No current immigration permission	109	31.69%
Leave to Remain (LTR) with recourse	67	19.48%
Leave to Remain (LTR) with NRPF	52	15.12%
Asylum seeker / asylum seeker ARE	51	14.83%
Pre-settled / pending EUSS	49	14.24%
British	16	4.65%
Total	344	100.00%

Immigration status - all referrals in Q1‡



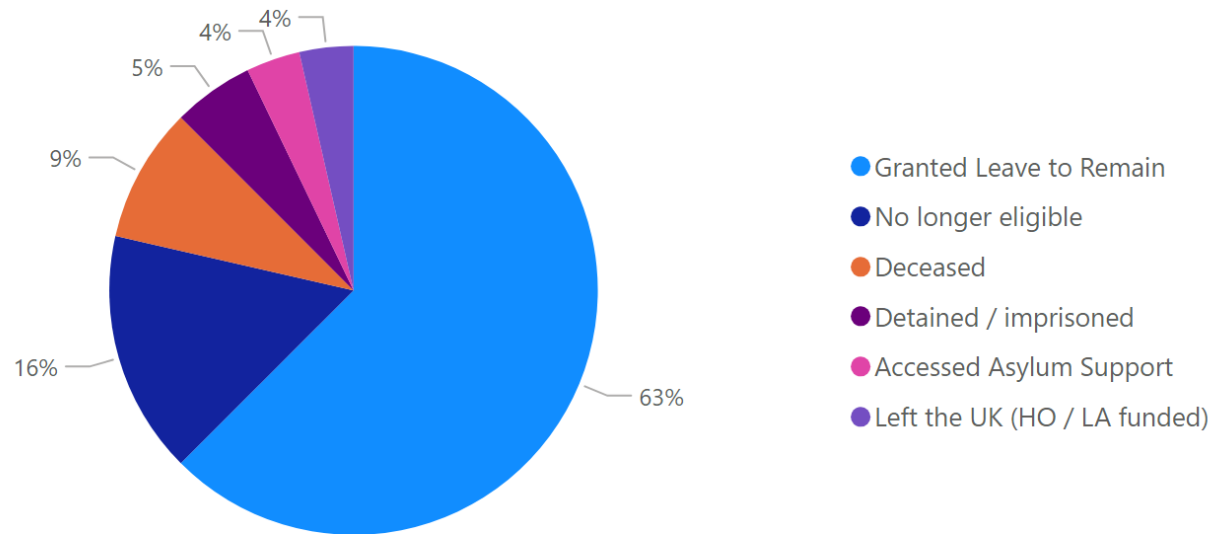
Closure reason - all closures in Q1

Reason for closure	Count	Percentage	Avg days on support
Granted Leave to Remain	35	63%	799
No longer eligible	9	16%	479
Deceased	5	9%	937
Detained / imprisoned	3	5%	446
Accessed Asylum Support	2	4%	143
Left the UK (HO / LA funded)	2	4%	423
Total	56	100%	704

Onward referral for those no longer eligible

Referral	Count	Avg days on support
Support accessed through friends / family	7	516
Referred to borough where ordinary resident	1	339
Refuge accommodation (not LA funded)	1	357
Total	9	479

Closure reason - all closures in Q1



Families with Children in Need

Local authorities uploading financial data:

30/30 subscribers

Barking and Dagenha	Barnet	Bexley
Brent	Bromley	Camden
Croydon	Ealing	Enfield
Greenwich	Hackney	Hammersmith and Fu
Haringey	Harrow	Havering
Hillingdon	Hounslow	Islington
Kensington and Chels	Lambeth	Lewisham
Merton	Newham	Redbridge
Southwark	Sutton	Tower Hamlets
Waltham Forest	Wandsworth	Westminster

Referrals and Supported Households

	Q1	Q2	Q3	Q4
New referrals	389			
New households taken on for support	132			
Supported households closed	107			

Time on support

	Q1	Q2	Q3	Q4
Average number of days on support	575			
Households supported for 1000 days	192			
1000 day households as % of total	20%			

Support Costs

	Q1	Q2	Q3	Q4
Supported households	968			
Dependents of supported households	1661			
Person-related cost	£892.4K			
Property-related cost	£3.8M			
Total cost	£4.7M			
Average cost per household	£4.9K			

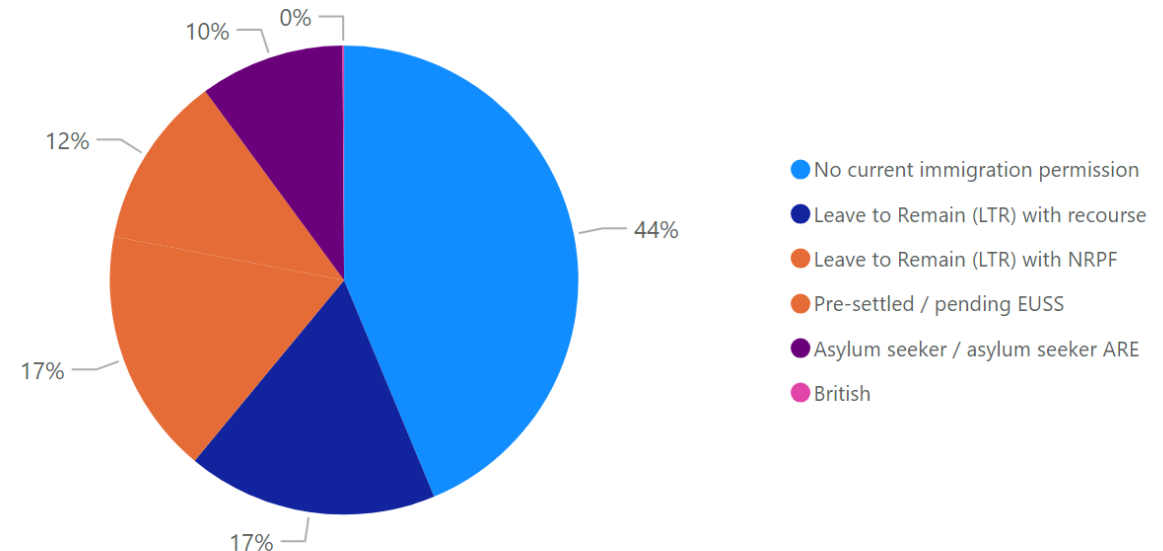
Immigration status - financially supported in Q1

Immigration Status	Immigration Status Groups	Count	Percentage
Illegal entrant / Deception - claimed asylum	Asylum seeker / asylum seeker ARE	27	2.79%
In Country Asylum Seeker	Asylum seeker / asylum seeker ARE	6	0.62%
Overstayer / Breach - claimed asylum	Asylum seeker / asylum seeker ARE	49	5.06%
Port Case	Asylum seeker / asylum seeker ARE	11	1.14%
Awaiting first immigration check	Awaiting first immigration status check	37	3.82%
British	British	1	0.10%
Leave to Enter as visitor - NRPF	Leave to Remain (LTR) with NRPF	12	1.24%
Limited leave with NRPF (10 year route)	Leave to Remain (LTR) with NRPF	38	3.93%
Limited leave with NRPF (other)	Leave to Remain (LTR) with NRPF	104	10.74%
Settled status ILR (EUSS)	Leave to Remain (LTR) with NRPF	4	0.41%
DDV Concession	Leave to Remain (LTR) with recourse	26	2.69%
Humanitarian Protection	Leave to Remain (LTR) with recourse	1	0.10%
Indefinite Leave	Leave to Remain (LTR) with recourse	10	1.03%
Limited leave with recourse to public funds (10 year route)	Leave to Remain (LTR) with recourse	82	8.47%
Limited leave with recourse to public funds (following COC)	Leave to Remain (LTR) with recourse	15	1.55%
Limited leave with recourse to public funds (other)	Leave to Remain (LTR) with recourse	20	2.07%
Refugee Status	Leave to Remain (LTR) with recourse	7	0.72%
EEA / family member (resident Dec 20)- unlawfully present	No current immigration permission	11	1.14%
Illegal entrant / Deception - did not claim asylum	No current immigration permission	20	2.07%
Overstayer / Breach - did not claim asylum	No current immigration permission	340	35.12%
Status not confirmed	No current immigration permission	36	3.72%
EUSS application submitted after 30 June 2021	Pre-settled / pending EUSS	7	0.72%
EUSS application submitted in time	Pre-settled / pending EUSS	2	0.21%
EUSS application submitted pre-30 June 2021	Pre-settled / pending EUSS	4	0.41%
Pre-settled status LTR (EUSS)	Pre-settled / pending EUSS	98	10.12%
Total		968	100.00%

Summary of immigration status - supported in Q1‡

Immigration Status Groups	Count	Percentage
Asylum seeker / asylum seeker ARE	93	9.99%
British	1	0.11%
Leave to Remain (LTR) with NRPF	158	16.97%
Leave to Remain (LTR) with recourse	161	17.29%
No current immigration permission	407	43.72%
Pre-settled / pending EUSS	111	11.92%
Total	931	100.00%

Summary of immigration status - supported in Q1‡



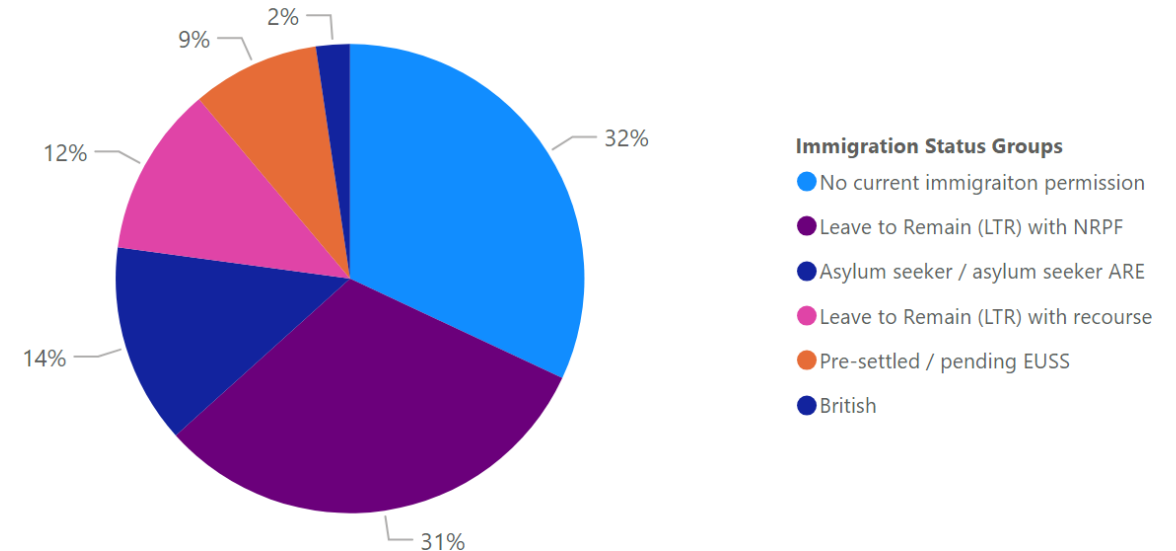
Immigration status - all referrals in Q1

Immigration Status	Immigration Status Groups	Count	Percentage
Illegal entrant / Deception - claimed asylum	Asylum seeker / asylum seeker ARE	16	4.11%
In Country Asylum Seeker	Asylum seeker / asylum seeker ARE	8	2.06%
Overstayer / Breach - claimed asylum	Asylum seeker / asylum seeker ARE	18	4.63%
Port Case	Asylum seeker / asylum seeker ARE	5	1.29%
Awaiting first immigration check	Awaiting first immigration status check	48	12.34%
British	British	8	2.06%
Leave to Enter as visitor - NRPF	Leave to Remain (LTR) with NRPF	6	1.54%
Limited leave with NRPF (10 year route)	Leave to Remain (LTR) with NRPF	22	5.66%
Limited leave with NRPF (other)	Leave to Remain (LTR) with NRPF	78	20.05%
Settled status ILR (EUSS)	Leave to Remain (LTR) with NRPF	1	0.26%
DDV Concession	Leave to Remain (LTR) with recourse	7	1.80%
Discretionary Leave (DL) - other	Leave to Remain (LTR) with recourse	1	0.26%
Indefinite Leave	Leave to Remain (LTR) with recourse	8	2.06%
Limited leave with recourse to public funds (10 year route)	Leave to Remain (LTR) with recourse	7	1.80%
Limited leave with recourse to public funds (following COC)	Leave to Remain (LTR) with recourse	3	0.77%
Limited leave with recourse to public funds (other)	Leave to Remain (LTR) with recourse	10	2.57%
Refugee Status	Leave to Remain (LTR) with recourse	4	1.03%
Illegal entrant / Deception - did not claim asylum	No current immigration permission	10	2.57%
Overstayer / Breach - did not claim asylum	No current immigration permission	64	16.45%
Status not confirmed	No current immigration permission	35	9.00%
EUSS application submitted after 30 June 2021	Pre-settled / pending EUSS	1	0.26%
EUSS application submitted in time	Pre-settled / pending EUSS	4	1.03%
EUSS application submitted out of time	Pre-settled / pending EUSS	1	0.26%
EUSS application submitted pre-30 June 2021	Pre-settled / pending EUSS	1	0.26%
Pre-settled status LTR (EUSS)	Pre-settled / pending EUSS	23	5.91%
Total		389	100.00%

Immigration status - all referrals in Q1‡

Immigration Status Groups	Count	Percentage
No current immigration permission	109	31.96%
Leave to Remain (LTR) with NRPF	107	31.38%
Asylum seeker / asylum seeker ARE	47	13.78%
Leave to Remain (LTR) with recourse	40	11.73%
Pre-settled / pending EUSS	30	8.80%
British	8	2.35%
Total	341	100.00%

Immigration status - all referrals in Q1‡



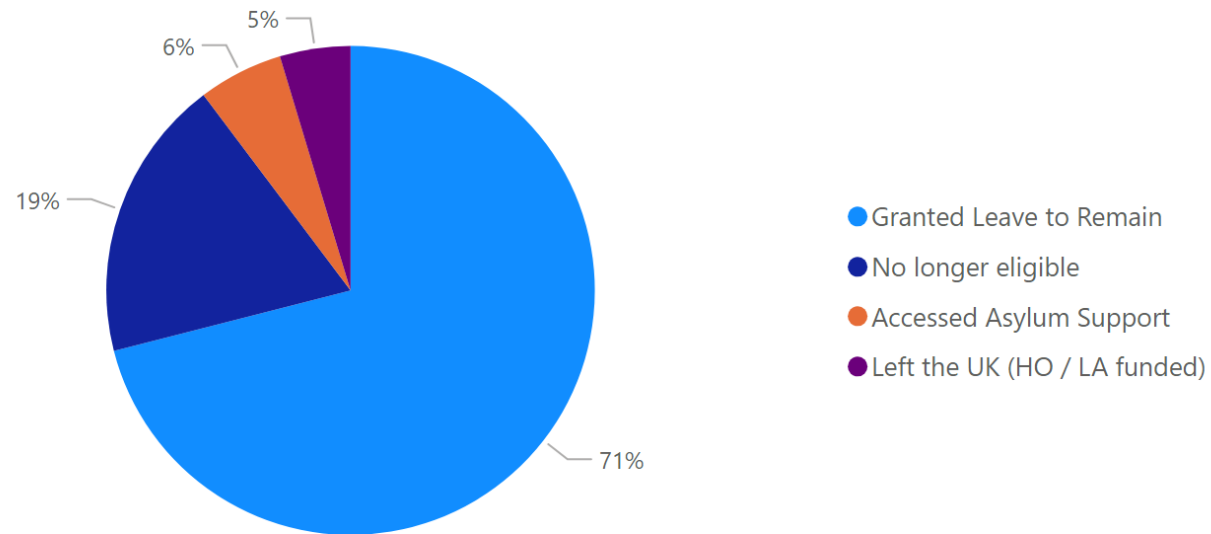
Closure reason - all closures in Q1

Reason for closure	Count	Percentage	Avg days on support
Granted Leave to Remain	76	71%	487
No longer eligible	20	19%	316
Accessed Asylum Support	6	6%	261
Left the UK (HO / LA funded)	5	5%	97
Total	107	100%	424

Onward referral for those no longer eligible

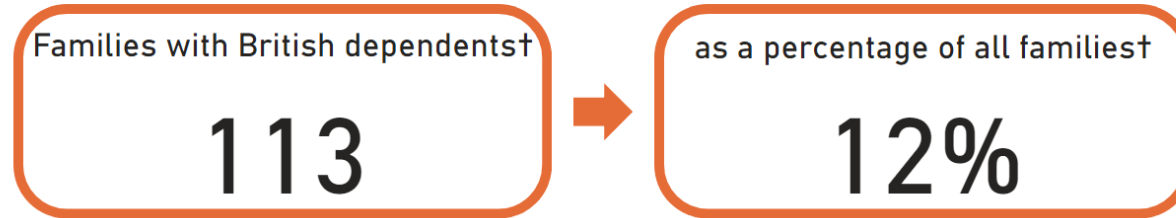
Referral	Count	Avg days on support
Support accessed through friends / family	10	371
Referred to borough where ordinary resident	7	353
Employment	1	84
Mainstream benefits and housing services	1	43
Refuge accommodation (not LA funded)	1	7
Total	20	316

Closure reason - all closures in Q1

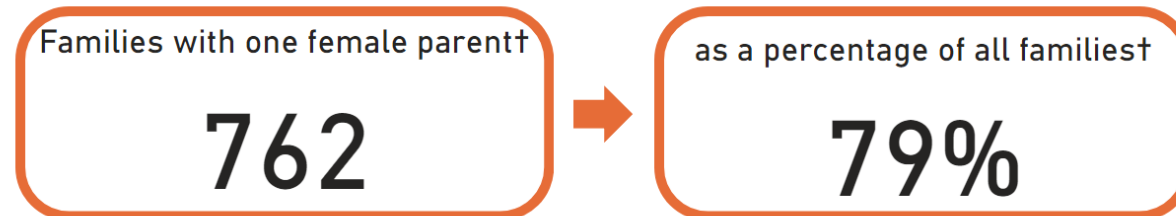
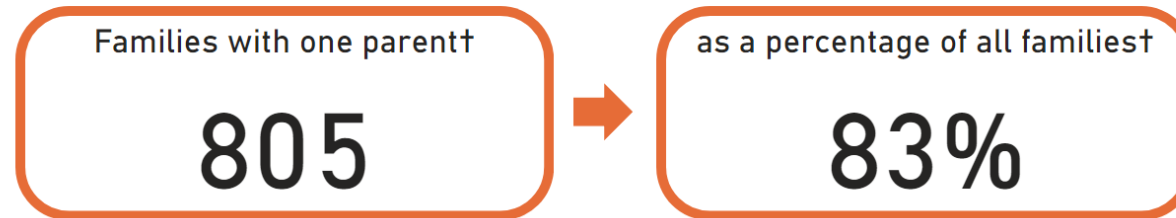


Following requests from our members, we have calculated the following figures:

Families with British Dependents



Single Parent Families



Looked after Children and Care Leavers

Local authorities uploading financial data:

15/30 subscribers

Bromley	Croydon	Ealing
Hackney	Haringey	Havering
Hillingdon	Hounslow	Islington
Lambeth	Lewisham	Newham
Redbridge	Tower Hamlets	Waltham Forest

Referrals and Supported Households

	Q1	Q2	Q3	Q4
New cases taken on for support	13			
New cases	139			
Cases closed	110			

Open Cases

	Q1	Q2	Q3	Q4
Open cases	1385			
Open cases under age of 18	207			
Open cases aged 18-20	519			
Open cases aged 21-24	659			

Support Costs

	Q1	Q2	Q3	Q4
Financially supported cases	456			
Person-related cost	£464K			
Property-related cost	£2.38M			
Total cost	£2.84M			
Average cost per case	£6.23K			

Immigration Status of Supported Households - Children and Care Leavers

Immigration status - open cases in Q1

Immigration Status	Immigration Status Groups	Count	Percentage
Awaiting first immigration check	Awaiting first immigration status check	92	6.64%
British	British	10	0.72%
Discretionary leave - trafficking	Leave to Remain (LTR) with recourse	2	0.14%
Discretionary Leave (DL) - other	Leave to Remain (LTR) with recourse	10	0.72%
EEA / family member (resident Dec 20)- unlawfully present	No current immigration permission	2	0.14%
EEA national	No current immigration permission	2	0.14%
EEA national - no record on HO systems	No current immigration permission	1	0.07%
EUSS application submitted after 30 June 2021	Pre-settled / pending EUSS	2	0.14%
EUSS application submitted pre-30 June 2021	Pre-settled / pending EUSS	6	0.43%
Family member of EEA national	No current immigration permission	3	0.22%
Humanitarian Protection	Leave to Remain (LTR) with recourse	17	1.23%
Illegal entrant / Deception - claimed asylum	Asylum seeker / asylum seeker ARE	660	47.65%
Illegal entrant / Deception - did not claim asylum	No current immigration permission	20	1.44%
In Country Asylum Seeker	Asylum seeker / asylum seeker ARE	68	4.91%
Indefinite Leave	Leave to Remain (LTR) with recourse	9	0.65%
Leave to Enter as visitor - NRPF	Leave to Remain (LTR) with NRPF	3	0.22%
Limited leave with NRPF (10 year route)	Leave to Remain (LTR) with NRPF	4	0.29%
Limited leave with NRPF (other)	Leave to Remain (LTR) with NRPF	9	0.65%
Limited leave with recourse to public funds (10 year route)	Leave to Remain (LTR) with recourse	7	0.51%
Limited leave with recourse to public funds (other)	Leave to Remain (LTR) with recourse	38	2.74%
No record held by Home Office	No current immigration permission	22	1.59%
Overstay / Breach - claimed asylum	Asylum seeker / asylum seeker ARE	66	4.77%
Overstay / Breach - did not claim asylum	No current immigration permission	17	1.23%
Port Case	Asylum seeker / asylum seeker ARE	12	0.87%
Pre-settled status LTR (EUSS)	Pre-settled / pending EUSS	9	0.65%
Refugee Status	Leave to Remain (LTR) with recourse	238	17.18%
Settled status ILR (EUSS)	Leave to Remain (LTR) with NRPF	1	0.07%
Status not confirmed	No current immigration permission	40	2.89%
UASC leave	Leave to Remain (LTR) with recourse	15	1.08%
Total		1385	100.00%

Summary of immigration status - open cases in Q1‡

Immigration Status Groups	Count	Percentage
Asylum seeker / asylum seeker ARE	806	62.34%
Leave to Remain (LTR) with recourse	336	25.99%
No current immigration permission	107	8.28%
Leave to Remain (LTR) with NRPF	17	1.31%
Pre-settled / pending EUSS	17	1.31%
British	10	0.77%
Total	1293	100.00%

Summary of immigration status - open cases in Q1‡

