



NRPF Connect Data Report Q4 2024/25

Greater London

What is the NRPF Connect data report Q4 2024/25?

This data report collates and analyses the data recorded by councils in the Greater London region using NRPF Connect in the third quarter of the 2024/25 financial year. It provides a summary of referrals made and the support provided by social care services around the UK for people with no recourse to public funds (NRPF). The data is used to inform policy recommendations.

What is NRPF Connect?

NRPF Connect is the national database and case management tool for councils to record details of households with NRPF that are being provided with accommodation and/or financial support by social services, hosted by the NRPF Network.

What support is recorded on NRPF Connect?

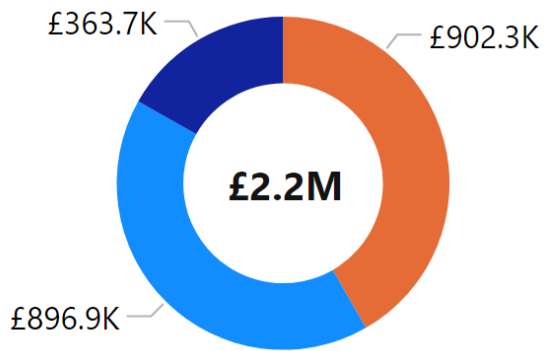
Councils can provide accommodation and financial support to people who are excluded from claiming benefits and mainstream housing assistance when statutory duties are engaged under social care legislation. Local authorities across the UK record the social care services they provide to families, adults with care needs, and care leavers with no recourse to public funds (NRPF). You can read more about NRPF support on the [NRPF Network website](#).

Notes on the data

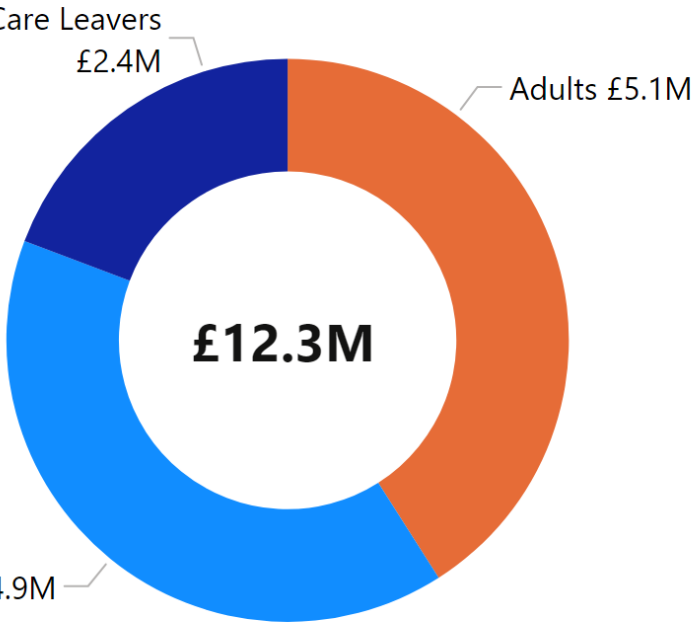
- “Adults” refers to adults with care needs provided with support under S18(1) Care Act 2014, S19(1) Care Act 2014, S12 Social Work (Scotland) Act 1968, S35 Social Services & Well-being (Wales) Act 2014, P7 Housing Act 1996, S1 Localism Act 2011, or S117 Mental Health Act 1983.
- “Families” refers to families with a child in need with support under S17 Children Act 1989, S22 Children (Scotland) Act 1995, or S37 Social Services & Well-Being (Wales) Act 2014.
- “Children and care leavers” refers to looked after children and young people leaving care supported under Children (Leaving Care) Act 2000, S20 Children Act 1989, S25 Children (Scotland) Act 1995, S29 & S30 Children (Scotland) Act 1995, or Part 6 Social Services & Well-Being (Wales) Act 2014
- “Support costs” relate to accommodation and financial support (subsistence) costs only, and do not include staffing or other costs incurred by councils delivering support to NRPF households.
- Data was last downloaded from NRPF Connect on 29/07/2025
- “Year-to-date” figures cover the time period from the start of the financial year to the end of the reported quarter.

Key

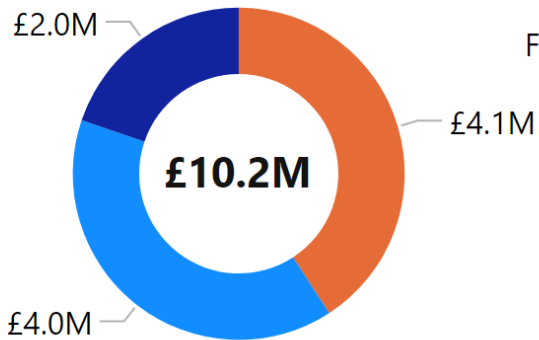
‡ - Those awaiting a first immigration check have been removed from the summary



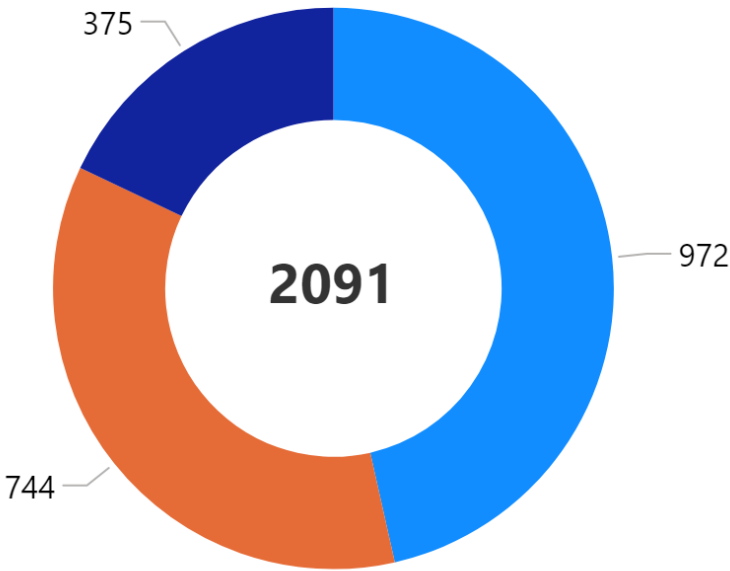
Person Related Costs



Total Quarterly Cost



Property Related Costs



Supported Households

- Families
- Children & Care Leavers
- Adults

30 local authority subscribers

Adults with care and support needs

Local authorities uploading financial data:
25/30 subscribers

Barking and Dagenha	Barnet	Bexley
Camden	Croydon	Ealing
Enfield	Greenwich	Hackney
Hammersmith and Fu	Haringey	Havering
Hillingdon	Hounslow	Islington
Kensington and Chels	Lambeth	Lewisham
Merton	Newham	Redbridge
Southwark	Tower Hamlets	Wandsworth
Westminster		

Referrals and Supported Households

	Q1	Q2	Q3	Q4	Year-to-date
New referrals	363	318	318	445	1444
New households taken on for support	65	67	48	38	218
Supported households closed	59	44	57	69	229

Time on support

	Q1	Q2	Q3	Q4	Year-to-date
Average number of days on support	946	968	1006	1052	999
Households supported for 1000 days	244	255	272	279	319
1000 day households as % of total	32%	34%	36%	38%	35%

Support Costs

	Q1	Q2	Q3	Q4	Year-to-date
Supported households	751	759	763	744	904
Dependents of supported households	80	82	76	66	101
Person-related cost	£854.0K	£892.0K	£938.0K	£902.3K	£3.6M
Property-related cost	£4.3M	£4.3M	£4.3M	£4.1M	£17.1M
Total quarterly cost	£5.1M	£5.2M	£5.3M	£5.1M	£20.7M
Average quarterly cost per household	£6.8K	£6.9K	£6.9K	£6.8K	£22.9K

Immigration Status of Supported Households - Adults with care and support needs

Greater London
Data Report - Q4 FY 2024/25

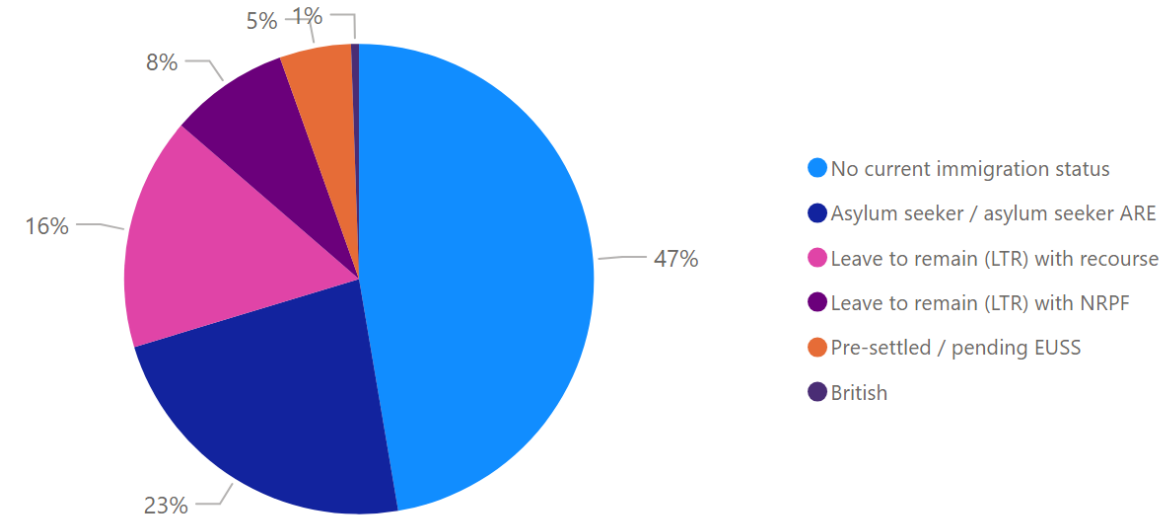
Immigration status - financially supported in Q4

Immigration Status	Immigration Status Group	Count	Percentage
Illegal entrant / Deception - claimed asylum	Asylum seeker / asylum seeker ARE	67	9.01%
In Country Asylum Seeker	Asylum seeker / asylum seeker ARE	6	0.81%
Overstayer / Breach - claimed asylum	Asylum seeker / asylum seeker ARE	88	11.83%
Port Case	Asylum seeker / asylum seeker ARE	7	0.94%
Awaiting first immigration check	Awaiting first immigration check	13	1.75%
British	British	4	0.54%
Hong Kong BN(O) Visa	Leave to remain (LTR) with NRPF	2	0.27%
Leave to Enter as visitor - NRPF	Leave to remain (LTR) with NRPF	5	0.67%
Limited leave with NRPF (10 year route)	Leave to remain (LTR) with NRPF	4	0.54%
Limited leave with NRPF (other)	Leave to remain (LTR) with NRPF	49	6.59%
Discretionary Leave (DL) - other	Leave to remain (LTR) with recourse	5	0.67%
Humanitarian Protection	Leave to remain (LTR) with recourse	1	0.13%
Indefinite Leave	Leave to remain (LTR) with recourse	10	1.34%
Limited leave with recourse to public funds (10 year route)	Leave to remain (LTR) with recourse	15	2.02%
Limited leave with recourse to public funds (following COC)	Leave to remain (LTR) with recourse	7	0.94%
Limited leave with recourse to public funds (other)	Leave to remain (LTR) with recourse	67	9.01%
Refugee Status	Leave to remain (LTR) with recourse	4	0.54%
Settled status ILR (EUSS)	Leave to remain (LTR) with recourse	8	1.08%
EEA / family member (resident Dec 20)- unlawfully present	No current immigration status	3	0.40%
EEA national - no record on HO systems	No current immigration status	1	0.13%
EEA National / Dependant	No current immigration status	1	0.13%
Illegal entrant / Deception - did not claim asylum	No current immigration status	39	5.24%
No record held by Home Office	No current immigration status	2	0.27%
Overstayer / Breach - did not claim asylum	No current immigration status	222	29.84%
Status not confirmed	No current immigration status	78	10.48%
EUSS application submitted in time	Pre-settled / pending EUSS	1	0.13%
EUSS application submitted pre-30 June 2021	Pre-settled / pending EUSS	2	0.27%
Pre-settled status LTR (EUSS)	Pre-settled / pending EUSS	33	4.44%
Total		744	100.00%

Summary of immigration status - supported in Q4

Immigration Status Group	Count	Percentage
No current immigration status	346	47.33%
Asylum seeker / asylum seeker ARE	168	22.98%
Leave to remain (LTR) with recourse	117	16.01%
Leave to remain (LTR) with NRPF	60	8.21%
Pre-settled / pending EUSS	36	4.92%
British	4	0.55%
Total	731	100.00%

Summary of immigration status - supported in Q4



Immigration Status of Referred Households - Adults with care and support needs

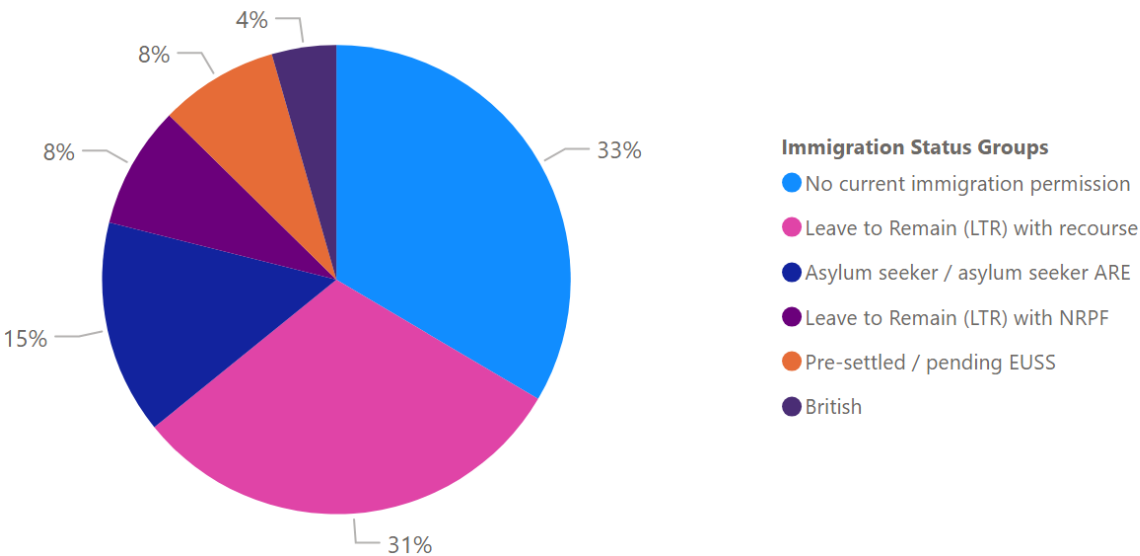
Immigration status - all referrals in Q4

Immigration Status	Immigration Status Groups	Count	Percentage
Illegal entrant / Deception - claimed asylum	Asylum seeker / asylum seeker ARE	22	4.94%
In Country Asylum Seeker	Asylum seeker / asylum seeker ARE	12	2.70%
Overstayer / Breach - claimed asylum	Asylum seeker / asylum seeker ARE	23	5.17%
Port Case	Asylum seeker / asylum seeker ARE	6	1.35%
Awaiting first immigration check	Awaiting first immigration status check	18	4.04%
British	British	19	4.27%
Leave to Enter as visitor - NRPF	Leave to Remain (LTR) with NRPF	3	0.67%
Limited leave with NRPF (10 year route)	Leave to Remain (LTR) with NRPF	3	0.67%
Limited leave with NRPF (other)	Leave to Remain (LTR) with NRPF	30	6.74%
Humanitarian Protection	Leave to Remain (LTR) with recourse	1	0.22%
Indefinite Leave	Leave to Remain (LTR) with recourse	39	8.76%
Limited leave with recourse to public funds (10 year route)	Leave to Remain (LTR) with recourse	5	1.12%
Limited leave with recourse to public funds (following COC)	Leave to Remain (LTR) with recourse	5	1.12%
Limited leave with recourse to public funds (other)	Leave to Remain (LTR) with recourse	39	8.76%
Refugee Status	Leave to Remain (LTR) with recourse	11	2.47%
Settled status ILR (EUSS)	Leave to Remain (LTR) with recourse	31	6.97%
Illegal entrant / Deception - did not claim asylum	No current immigration permission	10	2.25%
Overstayer / Breach - did not claim asylum	No current immigration permission	64	14.38%
Status not confirmed	No current immigration permission	69	15.51%
EUSS application submitted in time	Pre-settled / pending EUSS	3	0.67%
EUSS family member permit	Pre-settled / pending EUSS	1	0.22%
Pre-settled status LTR (EUSS)	Pre-settled / pending EUSS	31	6.97%
Total		445	100.00%

Immigration status - all referrals in Q4‡

Immigration Status Groups	Count	Percentage
No current immigration permission	143	33.49%
Leave to Remain (LTR) with recourse	131	30.68%
Asylum seeker / asylum seeker ARE	63	14.75%
Leave to Remain (LTR) with NRPF	36	8.43%
Pre-settled / pending EUSS	35	8.20%
British	19	4.45%
Total	427	100.00%

Immigration status - all referrals in Q4‡



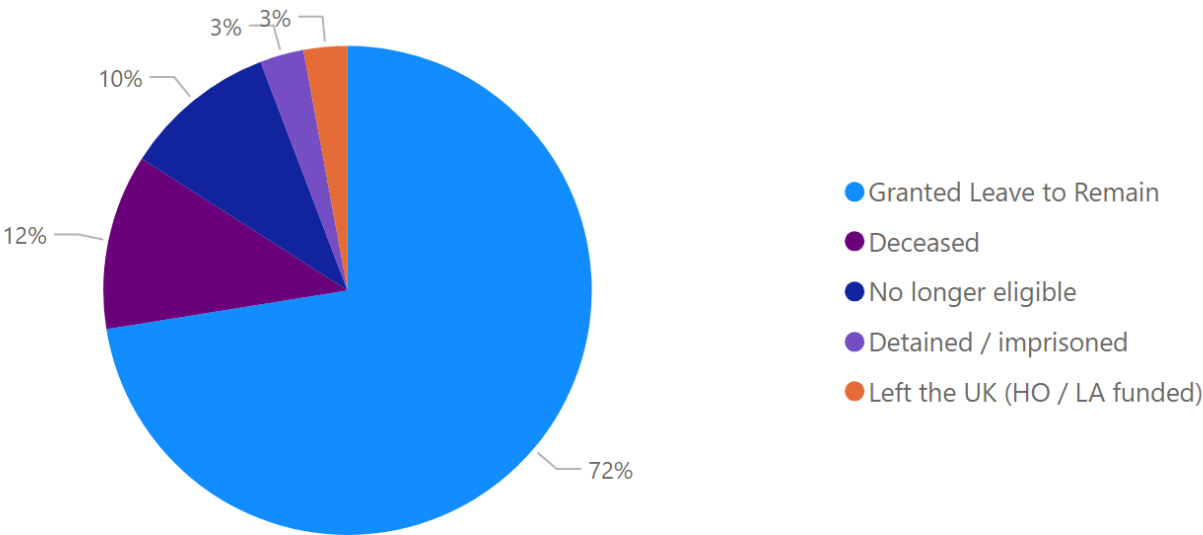
Closure reason - all closures in Q4

Reason for closure	Count	Percentage	Avg days on support
Granted Leave to Remain	50	72%	1165
Deceased	8	12%	894
No longer eligible	7	10%	818
Detained / imprisoned	2	3%	64
Left the UK (HO / LA funded)	2	3%	618
Total	69	100%	1050

Onward referral for those no longer eligible

Referral	Count	Percentage
Support accessed through friends / family	4	57%
Referred to borough where ordinary resident	3	43%
Total	7	100%

Closure reason - all closures in Q4



Families with Children in Need

Local authorities uploading financial data:
30/30 subscribers

Barking and Dagenham	Barnet	Bexley
Brent	Bromley	Camden
Croydon	Ealing	Enfield
Greenwich	Hackney	Hammersmith and Fulham
Haringey	Harrow	Havering
Hillingdon	Hounslow	Islington
Kensington and Chelsea	Lambeth	Lewisham
Merton	Newham	Redbridge
Southwark	Sutton	Tower Hamlets
Waltham Forest	Wandsworth	Westminster

Referrals and Supported Households

	Q1	Q2	Q3	Q4	Year-to-date
New referrals	395	416	396	431	1638
New households taken on for support	140	155	127	117	539
Supported households closed	111	134	145	135	525

Time on support

	Q1	Q2	Q3	Q4	Year-to-date
Average number of days on support	561	567	582	601	569
Households supported for 1000 days	183	205	218	209	271
1000 day households as % of total	19%	20%	22%	22%	20%

Support Costs

	Q1	Q2	Q3	Q4	Year-to-date
Supported households	963	1007	1000	972	1362
Dependents of supported households	1684	1712	1698	1666	2332
Person-related cost	£895.4K	£912.4K	£943.1K	£896.9K	£3.6M
Property-related cost	£3.8M	£4.1M	£4.2M	£4.0M	£16.1M
Total quarterly cost	£4.7M	£5.0M	£5.1M	£4.9M	£19.8M
Average quarterly cost per household	£4.9K	£5.0K	£5.1K	£5.0K	£14.5K

Immigration Status of Supported Households - Families

Greater London
Data Report - Q4 FY 2024/25

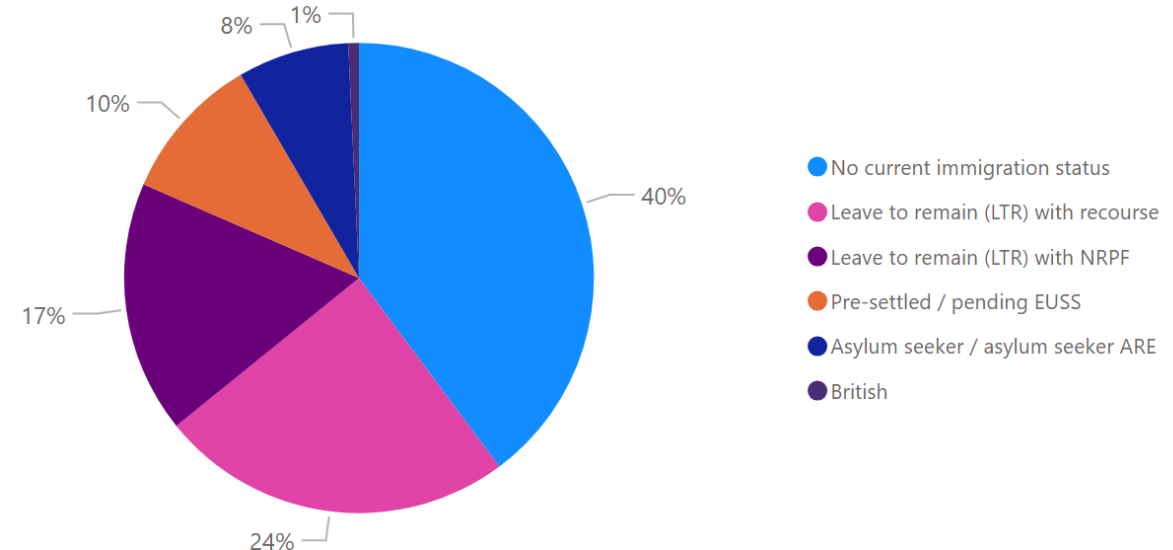
Immigration status - financially supported in Q4

Immigration Status	Immigration Status Group	Count	Percentage
Illegal entrant / Deception - claimed asylum	Asylum seeker / asylum seeker ARE	20	2.06%
In Country Asylum Seeker	Asylum seeker / asylum seeker ARE	4	0.41%
Overstayer / Breach - claimed asylum	Asylum seeker / asylum seeker ARE	42	4.32%
Port Case	Asylum seeker / asylum seeker ARE	7	0.72%
Awaiting first immigration check	Awaiting first immigration check	20	2.06%
British	British	7	0.72%
Leave to Enter as visitor - NRPF	Leave to remain (LTR) with NRPF	12	1.23%
Limited leave with NRPF (10 year route)	Leave to remain (LTR) with NRPF	17	1.75%
Limited leave with NRPF (other)	Leave to remain (LTR) with NRPF	136	13.99%
DDV Concession	Leave to remain (LTR) with recourse	16	1.65%
Discretionary Leave (DL) - other	Leave to remain (LTR) with recourse	1	0.10%
Humanitarian Protection	Leave to remain (LTR) with recourse	1	0.10%
Indefinite Leave	Leave to remain (LTR) with recourse	16	1.65%
Limited leave with recourse to public funds (10 year route)	Leave to remain (LTR) with recourse	34	3.50%
Limited leave with recourse to public funds (following COC)	Leave to remain (LTR) with recourse	18	1.85%
Limited leave with recourse to public funds (other)	Leave to remain (LTR) with recourse	132	13.58%
Refugee Status	Leave to remain (LTR) with recourse	5	0.51%
Settled status ILR (EUSS)	Leave to remain (LTR) with recourse	9	0.93%
EEA / family member (resident Dec 20)- unlawfully present	No current immigration status	5	0.51%
Illegal entrant / Deception - did not claim asylum	No current immigration status	24	2.47%
Overstayer / Breach - did not claim asylum	No current immigration status	319	32.82%
Status not confirmed	No current immigration status	31	3.19%
EUSS application submitted after 30 June 2021	Pre-settled / pending EUSS	3	0.31%
EUSS application submitted in time	Pre-settled / pending EUSS	7	0.72%
EUSS application submitted out of time	Pre-settled / pending EUSS	2	0.21%
EUSS application submitted pre-30 June 2021	Pre-settled / pending EUSS	2	0.21%
Pre-settled status LTR (EUSS)	Pre-settled / pending EUSS	82	8.44%
Total		972	100.00%

Summary of immigration status - supported in Q4

Immigration Status Group	Count	Percentage
No current immigration status	379	39.81%
Leave to remain (LTR) with recourse	232	24.37%
Leave to remain (LTR) with NRPF	165	17.33%
Pre-settled / pending EUSS	96	10.08%
Asylum seeker / asylum seeker ARE	73	7.67%
British	7	0.74%
Total	952	100.00%

Summary of immigration status - supported in Q4



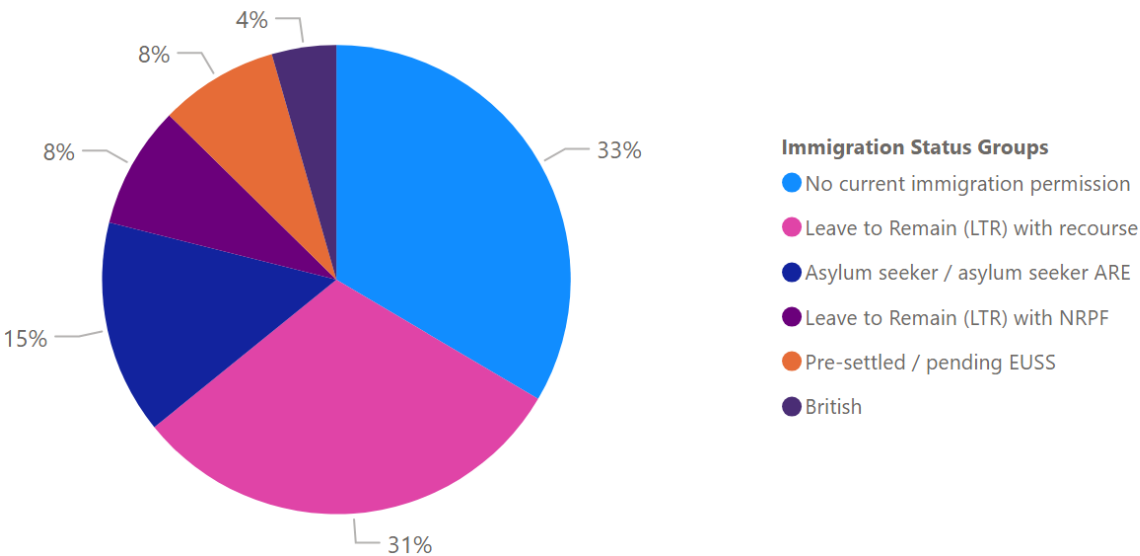
Immigration status - all referrals in Q4

Immigration Status	Immigration Status Groups	Count	Percentage
Illegal entrant / Deception - claimed asylum	Asylum seeker / asylum seeker ARE	22	4.94%
In Country Asylum Seeker	Asylum seeker / asylum seeker ARE	12	2.70%
Overstayer / Breach - claimed asylum	Asylum seeker / asylum seeker ARE	23	5.17%
Port Case	Asylum seeker / asylum seeker ARE	6	1.35%
Awaiting first immigration check	Awaiting first immigration status check	18	4.04%
British	British	19	4.27%
Leave to Enter as visitor - NRPF	Leave to Remain (LTR) with NRPF	3	0.67%
Limited leave with NRPF (10 year route)	Leave to Remain (LTR) with NRPF	3	0.67%
Limited leave with NRPF (other)	Leave to Remain (LTR) with NRPF	30	6.74%
Humanitarian Protection	Leave to Remain (LTR) with recourse	1	0.22%
Indefinite Leave	Leave to Remain (LTR) with recourse	39	8.76%
Limited leave with recourse to public funds (10 year route)	Leave to Remain (LTR) with recourse	5	1.12%
Limited leave with recourse to public funds (following COC)	Leave to Remain (LTR) with recourse	5	1.12%
Limited leave with recourse to public funds (other)	Leave to Remain (LTR) with recourse	39	8.76%
Refugee Status	Leave to Remain (LTR) with recourse	11	2.47%
Settled status ILR (EUSS)	Leave to Remain (LTR) with recourse	31	6.97%
Illegal entrant / Deception - did not claim asylum	No current immigration permission	10	2.25%
Overstayer / Breach - did not claim asylum	No current immigration permission	64	14.38%
Status not confirmed	No current immigration permission	69	15.51%
EUSS application submitted in time	Pre-settled / pending EUSS	3	0.67%
EUSS family member permit	Pre-settled / pending EUSS	1	0.22%
Pre-settled status LTR (EUSS)	Pre-settled / pending EUSS	31	6.97%
Total		445	100.00%

Immigration status - all referrals in Q4†

Immigration Status Groups	Count	Percentage
No current immigration permission	143	33.49%
Leave to Remain (LTR) with recourse	131	30.68%
Asylum seeker / asylum seeker ARE	63	14.75%
Leave to Remain (LTR) with NRPF	36	8.43%
Pre-settled / pending EUSS	35	8.20%
British	19	4.45%
Total	427	100.00%

Immigration status - all referrals in Q4†



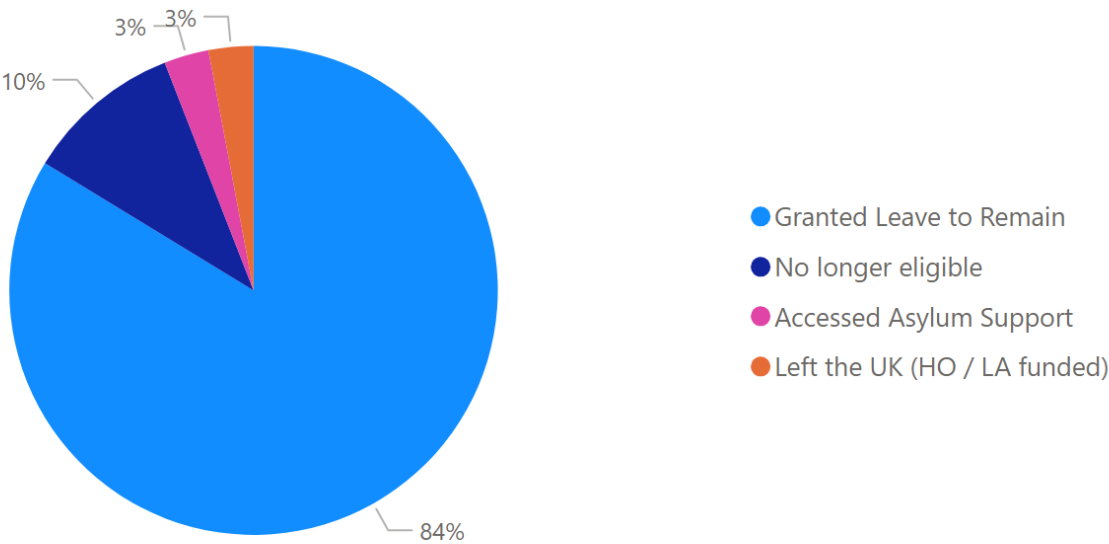
Closure reason - all closures in Q4

Reason for closure	Count	Percentage	Avg days on support
Granted Leave to Remain	113	84%	541
No longer eligible	14	10%	299
Accessed Asylum Support	4	3%	563
Left the UK (HO / LA funded)	4	3%	516
Total	135	100%	516

Onward referral for those no longer eligible

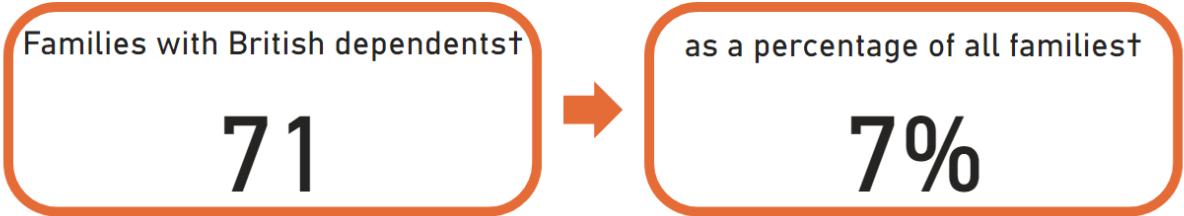
Referral	Count	Percentage
Referred to borough where ordinary resident	5	36%
Employment	3	21%
Mainstream benefits and housing services	3	21%
Support accessed through friends / family	3	21%
Total	14	100%

Closure reason - all closures in Q4

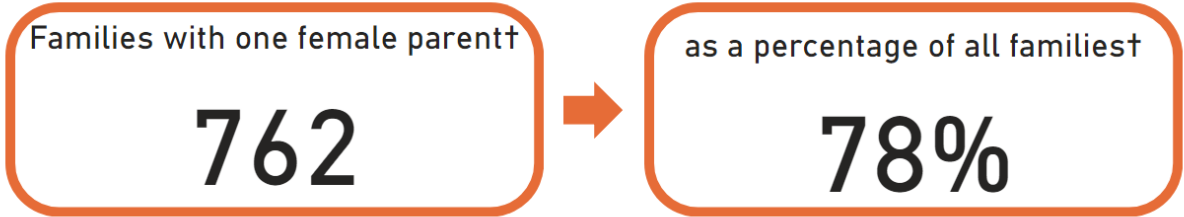
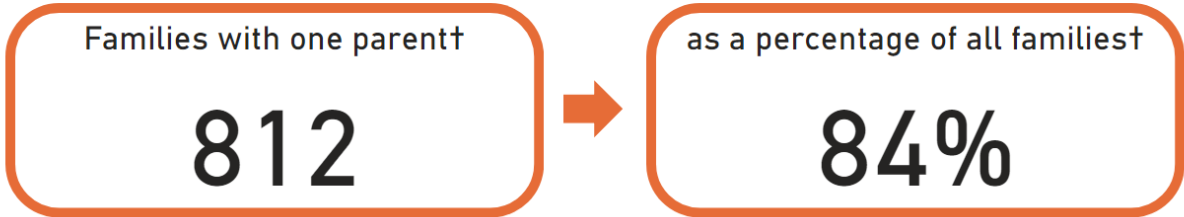


Following requests from our members, we have calculated the following figures:

Families with British Dependents



Single Parent Families



Looked after Children and Care Leavers

Local authorities uploading financial data:

16/30 subscribers

Bromley	Croydon	Ealing
Hackney	Haringey	Havering
Hillingdon	Hounslow	Islington
Lambeth	Lewisham	Newham
Redbridge	Tower Hamlets	Waltham Forest
Westminster		

Referrals and Supported Households

	Q1	Q2	Q3	Q4	Year-to-date
New cases taken on for support	18	19	26	11	74
New cases	141	81	74	51	347
Cases closed	114	52	73	77	316

Open Cases

	Q1	Q2	Q3	Q4	Year-to-date
Open cases	1451	1399	1494	1234	1641
Open cases under age of 18	221	201	317	111	336
Open cases aged 18-20	546	530	532	461	591
Open cases aged 21-24	684	668	645	662	714

Support Costs

	Q1	Q2	Q3	Q4	Year-to-date
Financially supported cases	460	418	375	338	518
Person-related cost	£479K	£433K	£422K	£364K	£1.7M
Property-related cost	£2.38M	£2.33M	£2.19M	£2.01M	£9.0M
Total cost	£2.86M	£2.76M	£2.61M	£2.37M	£10.7M
Average cost per case	£6.23K	£6.61K	£6.33K	£6.33K	£20.7K

Immigration Status of Supported Households - Children and Care Leavers

Greater London
Data Report - Q4 FY 2024/25

Immigration status - open cases in Q4

Immigration Status	Immigration Status Groups	Count	Percentage
Illegal entrant / Deception - claimed asylum	Asylum seeker / asylum seeker ARE	586	47.49%
In Country Asylum Seeker	Asylum seeker / asylum seeker ARE	87	7.05%
Overstay / Breach - claimed asylum	Asylum seeker / asylum seeker ARE	56	4.54%
Port Case	Asylum seeker / asylum seeker ARE	30	2.43%
Awaiting first immigration check	Awaiting first immigration status check	5	0.41%
British	British	4	0.32%
Leave to Enter as visitor - NRPF	Leave to Remain (LTR) with NRPF	4	0.32%
Limited leave with NRPF (10 year route)	Leave to Remain (LTR) with NRPF	2	0.16%
Limited leave with NRPF (other)	Leave to Remain (LTR) with NRPF	5	0.41%
Discretionary leave - trafficking	Leave to Remain (LTR) with recourse	3	0.24%
Discretionary Leave (DL) - other	Leave to Remain (LTR) with recourse	6	0.49%
Humanitarian Protection	Leave to Remain (LTR) with recourse	14	1.13%
Indefinite Leave	Leave to Remain (LTR) with recourse	14	1.13%
Limited leave with recourse to public funds (10 year route)	Leave to Remain (LTR) with recourse	5	0.41%
Limited leave with recourse to public funds (other)	Leave to Remain (LTR) with recourse	45	3.65%
Refugee Status	Leave to Remain (LTR) with recourse	233	18.88%
Settled status ILR (EUSS)	Leave to Remain (LTR) with recourse	3	0.24%
UASC leave	Leave to Remain (LTR) with recourse	10	0.81%
EEA / family member (resident Dec 20)- unlawfully present	No current immigration permission	2	0.16%
EEA national	No current immigration permission	2	0.16%
Illegal entrant / Deception - did not claim asylum	No current immigration permission	15	1.22%
No record held by Home Office	No current immigration permission	16	1.30%
Overstay / Breach - did not claim asylum	No current immigration permission	13	1.05%
Status not confirmed	No current immigration permission	54	4.38%
EUSS application submitted after 30 June 2021	Pre-settled / pending EUSS	1	0.08%
EUSS application submitted in time	Pre-settled / pending EUSS	1	0.08%
EUSS application submitted pre-30 June 2021	Pre-settled / pending EUSS	6	0.49%
Family member of EEA national	Pre-settled / pending EUSS	2	0.16%
Pre-settled status LTR (EUSS)	Pre-settled / pending EUSS	10	0.81%
Total		1234	100.00%

Summary of immigration status - open cases in Q4†

Immigration Status Groups	Count	Percentage
Asylum seeker / asylum seeker ARE	759	61.76%
Leave to Remain (LTR) with recourse	333	27.10%
No current immigration permission	102	8.30%
Pre-settled / pending EUSS	20	1.63%
Leave to Remain (LTR) with NRPF	11	0.90%
British	4	0.33%
Total	1229	100.00%

Summary of immigration status - open cases in Q4†

