



NRPF Connect Data Report Q4 2024/25

East of England

What is the NRPF Connect data report Q4 2024/25?

This data report collates and analyses the data recorded by councils in the East of England region using NRPF Connect in the third quarter of the 2024/25 financial year. It provides a summary of referrals made and the support provided by social care services around the UK for people with no recourse to public funds (NRPF). The data is used to inform policy recommendations.

What is NRPF Connect?

NRPF Connect is the national database and case management tool for councils to record details of households with NRPF that are being provided with accommodation and/or financial support by social services, hosted by the NRPF Network.

What support is recorded on NRPF Connect?

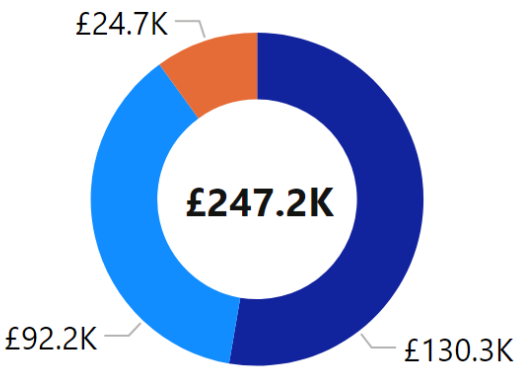
Councils can provide accommodation and financial support to people who are excluded from claiming benefits and mainstream housing assistance when statutory duties are engaged under social care legislation. Local authorities across the UK record the social care services they provide to families, adults with care needs, and care leavers with no recourse to public funds (NRPF). You can read more about NRPF support on the [NRPF Network website](#).

Notes on the data

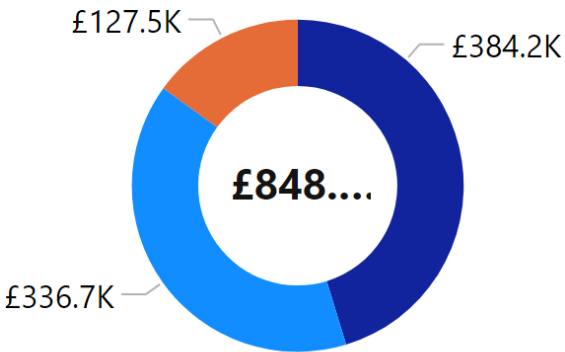
- “Adults” refers to adults with care needs provided with support under S18(1) Care Act 2014, S19(1) Care Act 2014, S12 Social Work (Scotland) Act 1968, S35 Social Services & Well-being (Wales) Act 2014, P7 Housing Act 1996, S1 Localism Act 2011, or S117 Mental Health Act 1983.
- “Families” refers to families with a child in need with support under S17 Children Act 1989, S22 Children (Scotland) Act 1995, or S37 Social Services & Well-Being (Wales) Act 2014.
- “Children and care leavers” refers to looked after children and young people leaving care supported under Children (Leaving Care) Act 2000, S20 Children Act 1989, S25 Children (Scotland) Act 1995, S29 & S30 Children (Scotland) Act 1995, or Part 6 Social Services & Well-Being (Wales) Act 2014
- “Support costs” relate to accommodation and financial support (subsistence) costs only, and do not include staffing or other costs incurred by councils delivering support to NRPF households.
- Data was last downloaded from NRPF Connect on 29/07/2025
- “Year-to-date” figures cover the time period from the start of the financial year to the end of the reported quarter.

Key

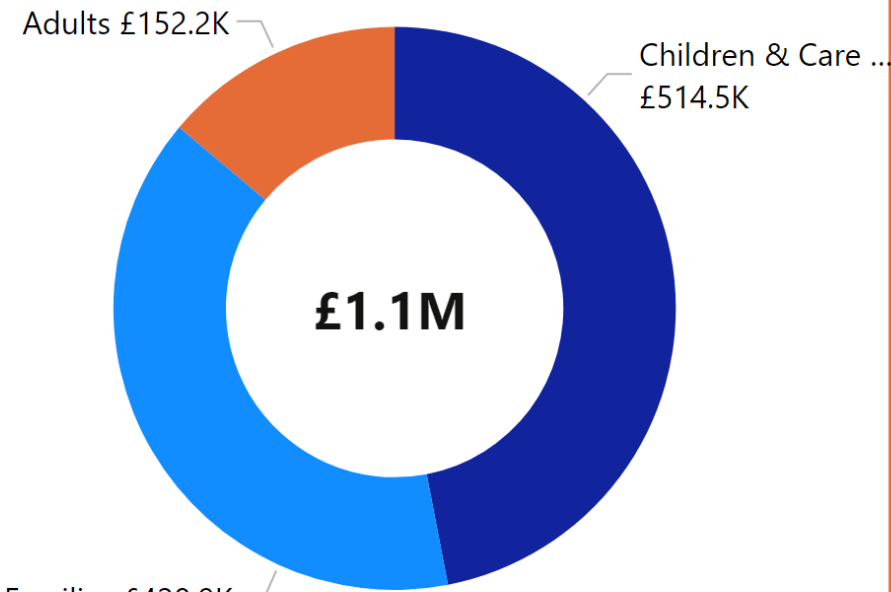
‡ - Those awaiting a first immigration check have been removed from the summary



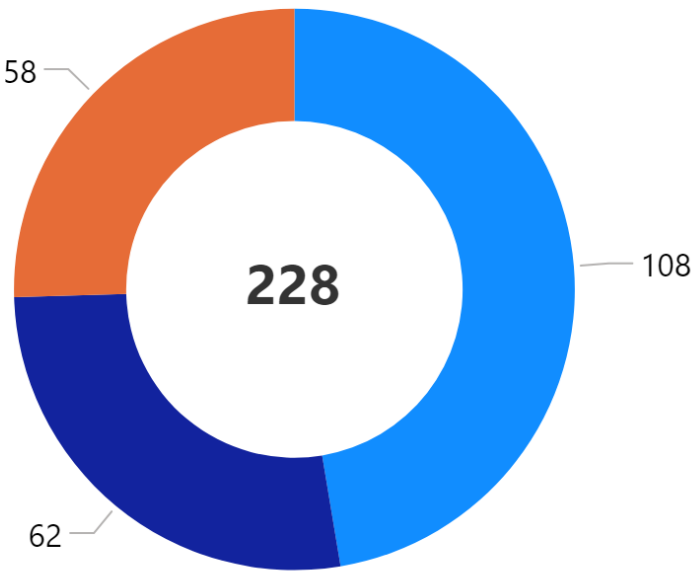
Person Related Costs



Property Related Costs



Total Quarterly Cost



Supported Households

- Families
- Children & Care Leavers
- Adults

8 local authority subscribers

Adults with care and support needs

Local authorities uploading financial data:

5 / 8 subscribers

Hertfordshire

Luton

Norfolk

Southend on Sea

Thurrock

Referrals and Supported Households

	Q1	Q2	Q3	Q4	Year-to-date
New referrals	84	35	30	31	180
New households taken on for support	5	3	1	8	17
Supported households closed	7	3	5	11	26

Time on support

	Q1	Q2	Q3	Q4	Year-to-date
Average number of days on support	1456	1583	1679	1409	1409
Households supported for 1000 days	34	34	34	31	39
1000 day households as % of total	56%	60%	62%	53%	53%

Support Costs

	Q1	Q2	Q3	Q4	Year-to-date
Supported households	61	57	55	58	73
Dependents of supported households	17	18	19	19	21
Person-related cost	£31.5K	£32.3K	£33.8K	£24.7K	£122.3K
Property-related cost	£130.9K	£124.8K	£133.2K	£127.5K	£516.4K
Total quarterly cost	£162.5K	£157.2K	£166.9K	£152.2K	£638.7K
Average quarterly cost per household	£2.7K	£2.8K	£3.0K	£2.6K	£8.7K

Immigration Status of Supported Households - Adults with care and support needs

East of England
Data Report - Q4 FY 2024/25

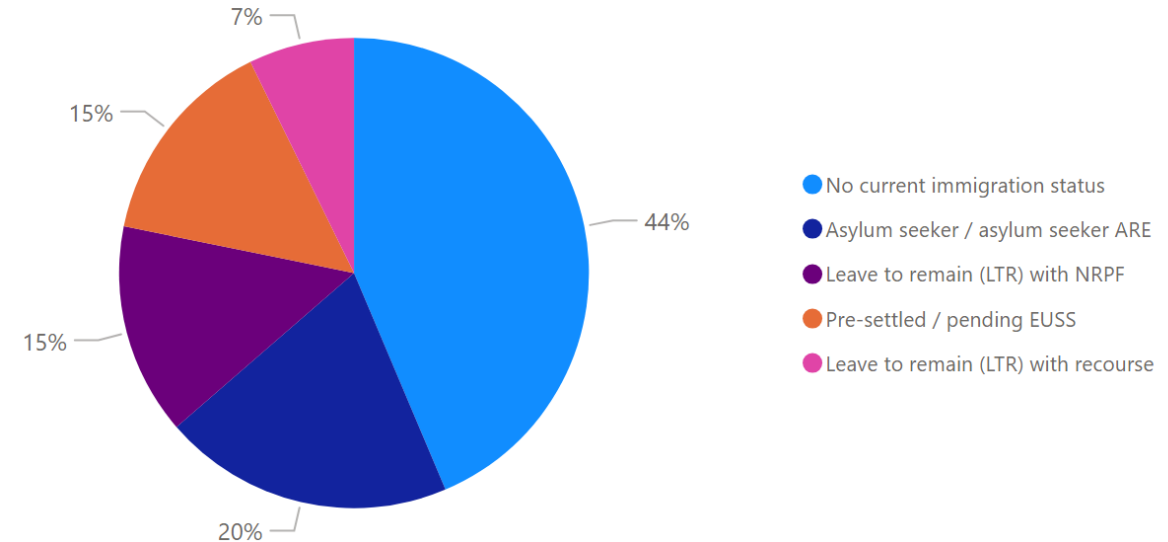
Immigration status - financially supported in Q4

Immigration Status	Immigration Status Group	Count	Percentage
Illegal entrant / Deception - claimed asylum	Asylum seeker / asylum seeker ARE	6	10.34%
Overstayer / Breach - claimed asylum	Asylum seeker / asylum seeker ARE	4	6.90%
Port Case	Asylum seeker / asylum seeker ARE	1	1.72%
Awaiting first immigration check	Awaiting first immigration check	3	5.17%
Leave to Enter as visitor - NRPF	Leave to remain (LTR) with NRPF	1	1.72%
Limited leave with NRPF (other)	Leave to remain (LTR) with NRPF	7	12.07%
Humanitarian Protection	Leave to remain (LTR) with recourse	1	1.72%
Indefinite Leave	Leave to remain (LTR) with recourse	1	1.72%
Settled status ILR (EUSS)	Leave to remain (LTR) with recourse	2	3.45%
EEA / family member (resident Dec 20)- unlawfully present	No current immigration status	2	3.45%
EEA national	No current immigration status	1	1.72%
EEA national - no record on HO systems	No current immigration status	1	1.72%
Illegal entrant / Deception - did not claim asylum	No current immigration status	2	3.45%
Overstayer / Breach - did not claim asylum	No current immigration status	8	13.79%
Status not confirmed	No current immigration status	10	17.24%
EUSS application submitted in time	Pre-settled / pending EUSS	3	5.17%
EUSS application submitted pre-30 June 2021	Pre-settled / pending EUSS	2	3.45%
Pre-settled status LTR (EUSS)	Pre-settled / pending EUSS	3	5.17%
Total		58	100.00%

Summary of immigration status - supported in Q4†

Immigration Status Group	Count	Percentage
No current immigration status	24	43.64%
Asylum seeker / asylum seeker ARE	11	20.00%
Leave to remain (LTR) with NRPF	8	14.55%
Pre-settled / pending EUSS	8	14.55%
Leave to remain (LTR) with recourse	4	7.27%
Total	55	100.00%

Summary of immigration status - supported in Q4†



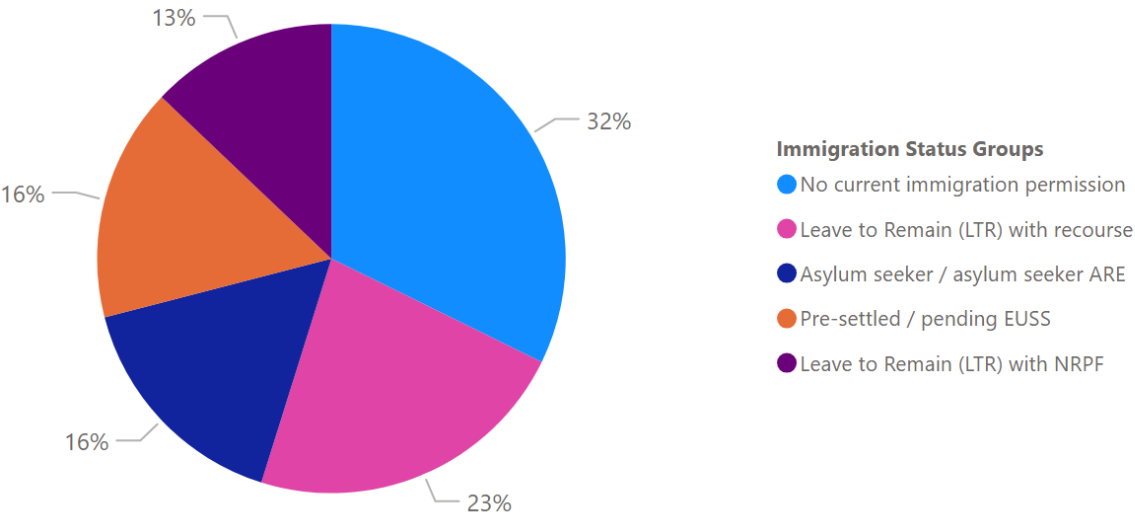
Immigration status - all referrals in Q4

Immigration Status	Immigration Status Groups	Count	Percentage
In Country Asylum Seeker	Asylum seeker / asylum seeker ARE	1	3.23%
Overstayer / Breach - claimed asylum	Asylum seeker / asylum seeker ARE	1	3.23%
Port Case	Asylum seeker / asylum seeker ARE	3	9.68%
Limited leave with NRPF (other)	Leave to Remain (LTR) with NRPF	4	12.90%
DDV Concession	Leave to Remain (LTR) with recourse	1	3.23%
Humanitarian Protection	Leave to Remain (LTR) with recourse	2	6.45%
Limited leave with recourse to public funds (other)	Leave to Remain (LTR) with recourse	2	6.45%
Settled status ILR (EUSS)	Leave to Remain (LTR) with recourse	2	6.45%
Illegal entrant / Deception - did not claim asylum	No current immigration permission	1	3.23%
Overstayer / Breach - did not claim asylum	No current immigration permission	2	6.45%
Status not confirmed	No current immigration permission	7	22.58%
EUSS application submitted in time	Pre-settled / pending EUSS	2	6.45%
Pre-settled status LTR (EUSS)	Pre-settled / pending EUSS	3	9.68%
Total		31	100.00%

Immigration status - all referrals in Q4‡

Immigration Status Groups	Count	Percentage
No current immigration permission	10	32.26%
Leave to Remain (LTR) with recourse	7	22.58%
Asylum seeker / asylum seeker ARE	5	16.13%
Pre-settled / pending EUSS	5	16.13%
Leave to Remain (LTR) with NRPF	4	12.90%
Total	31	100.00%

Immigration status - all referrals in Q4‡



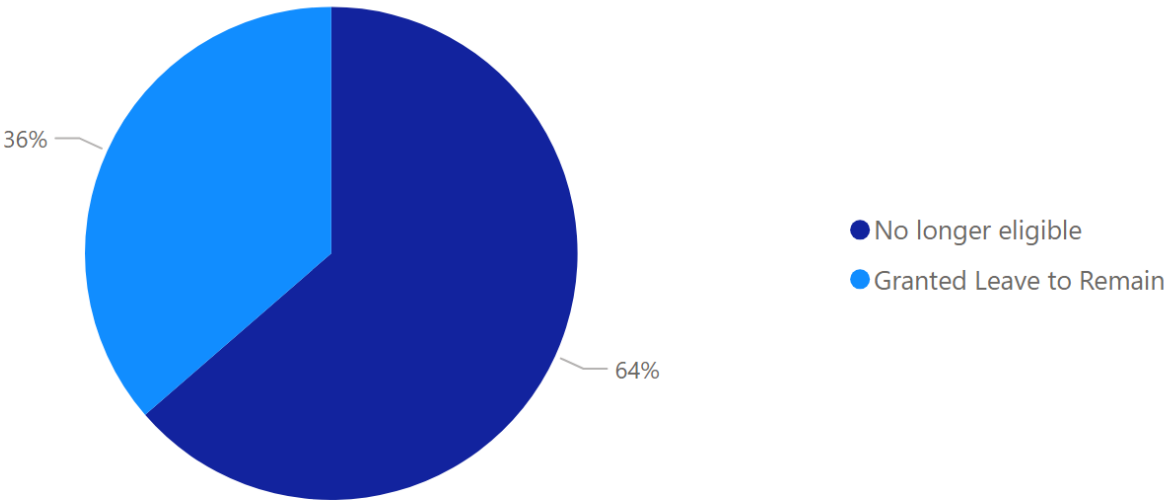
Closure reason - all closures in Q4

Reason for closure	Count	Percentage	Avg days on support
No longer eligible	7	64%	1345
Granted Leave to Remain	4	36%	4217
Total	11	100%	2390

Onward referral for those no longer eligible

Referral	Count	Percentage
Referred to borough where ordinary resident	3	43%
Support accessed through friends / family	2	29%
Employment	1	14%
NRM accommodation	1	14%
Total	7	100%

Closure reason - all closures in Q4



Families with Children in Need

Local authorities uploading financial data:

8 / 8 subscribers

Bedford	Essex	Hertfordshire
Luton	Norfolk	Peterborough
Southend on Sea	Thurrock	

Referrals and Supported Households

	Q1	Q2	Q3	Q4	Year-to-date
New referrals	99	83	101	109	392
New households taken on for support	25	22	27	20	94
Supported households closed	24	24	20	31	99

Time on support

	Q1	Q2	Q3	Q4	Year-to-date
Average number of days on support	483	487	433	438	425
Households supported for 1000 days	20	20	16	14	23
1000 day households as % of total	19%	19%	15%	13%	13%

Support Costs

	Q1	Q2	Q3	Q4	Year-to-date
Supported households	107	105	108	108	176
Dependents of supported households	198	188	197	204	323
Person-related cost	£78.5K	£86.8K	£95.8K	£92.2K	£353.5K
Property-related cost	£357.7K	£338.8K	£337.1K	£336.7K	£1.4M
Total quarterly cost	£436.2K	£425.6K	£432.9K	£428.9K	£1.7M
Average quarterly cost per household	£4.1K	£4.1K	£4.0K	£4.0K	£9.8K

Immigration Status of Supported Households - Families

East of England
Data Report - Q4 FY 2024/25

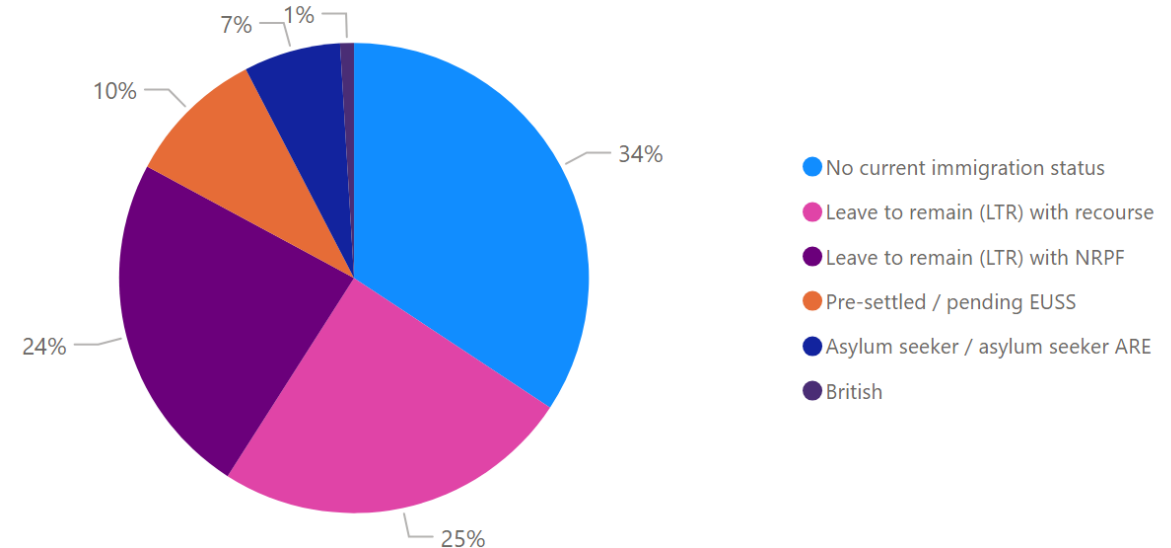
Immigration status - financially supported in Q4

Immigration Status	Immigration Status Group	Count	Percentage
Illegal entrant / Deception - claimed asylum	Asylum seeker / asylum seeker ARE	2	1.85%
In Country Asylum Seeker	Asylum seeker / asylum seeker ARE	1	0.93%
Overstay / Breach - claimed asylum	Asylum seeker / asylum seeker ARE	4	3.70%
Awaiting first immigration check	Awaiting first immigration check	3	2.78%
British	British	1	0.93%
Limited leave with NRPF (10 year route)	Leave to remain (LTR) with NRPF	3	2.78%
Limited leave with NRPF (other)	Leave to remain (LTR) with NRPF	22	20.37%
DDV Concession	Leave to remain (LTR) with recourse	2	1.85%
Indefinite Leave	Leave to remain (LTR) with recourse	3	2.78%
Limited leave with recourse to public funds (10 year route)	Leave to remain (LTR) with recourse	3	2.78%
Limited leave with recourse to public funds (following COC)	Leave to remain (LTR) with recourse	3	2.78%
Limited leave with recourse to public funds (other)	Leave to remain (LTR) with recourse	11	10.19%
Refugee Status	Leave to remain (LTR) with recourse	1	0.93%
Settled status ILR (EUSS)	Leave to remain (LTR) with recourse	3	2.78%
Illegal entrant / Deception - did not claim asylum	No current immigration status	4	3.70%
Overstay / Breach - did not claim asylum	No current immigration status	23	21.30%
Status not confirmed	No current immigration status	9	8.33%
EUSS application submitted after 30 June 2021	Pre-settled / pending EUSS	1	0.93%
EUSS application submitted in time	Pre-settled / pending EUSS	1	0.93%
Pre-settled status LTR (EUSS)	Pre-settled / pending EUSS	8	7.41%
Total		108	100.00%

Summary of immigration status - supported in Q4

Immigration Status Group	Count	Percentage
No current immigration status	36	34.29%
Leave to remain (LTR) with recourse	26	24.76%
Leave to remain (LTR) with NRPF	25	23.81%
Pre-settled / pending EUSS	10	9.52%
Asylum seeker / asylum seeker ARE	7	6.67%
British	1	0.95%
Total	105	100.00%

Summary of immigration status - supported in Q4



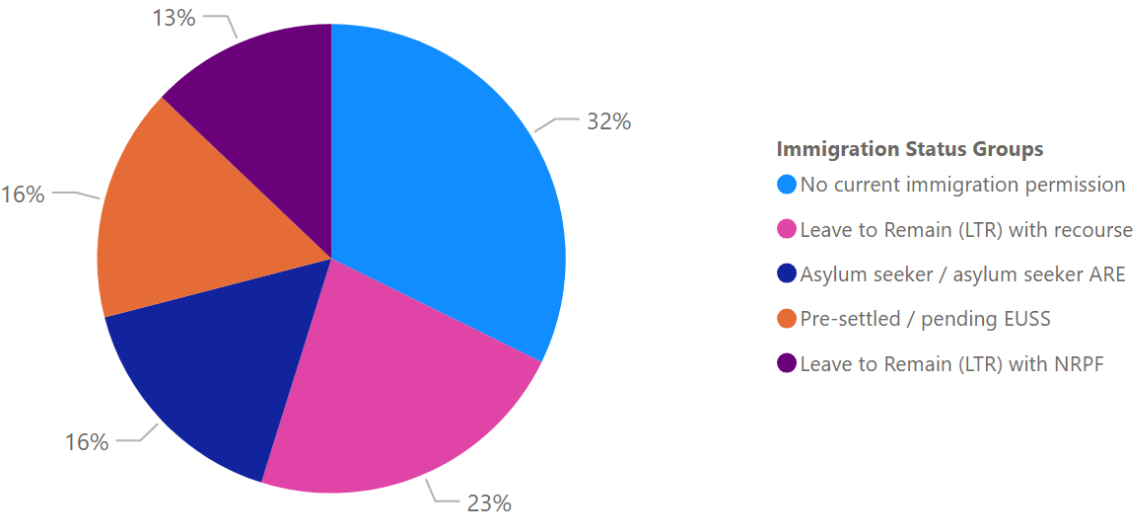
Immigration status - all referrals in Q4

Immigration Status	Immigration Status Groups	Count	Percentage
In Country Asylum Seeker	Asylum seeker / asylum seeker ARE	1	3.23%
Overstay / Breach - claimed asylum	Asylum seeker / asylum seeker ARE	1	3.23%
Port Case	Asylum seeker / asylum seeker ARE	3	9.68%
Limited leave with NRPF (other)	Leave to Remain (LTR) with NRPF	4	12.90%
DDV Concession	Leave to Remain (LTR) with recourse	1	3.23%
Humanitarian Protection	Leave to Remain (LTR) with recourse	2	6.45%
Limited leave with recourse to public funds (other)	Leave to Remain (LTR) with recourse	2	6.45%
Settled status ILR (EUSS)	Leave to Remain (LTR) with recourse	2	6.45%
Illegal entrant / Deception - did not claim asylum	No current immigration permission	1	3.23%
Overstay / Breach - did not claim asylum	No current immigration permission	2	6.45%
Status not confirmed	No current immigration permission	7	22.58%
EUSS application submitted in time	Pre-settled / pending EUSS	2	6.45%
Pre-settled status LTR (EUSS)	Pre-settled / pending EUSS	3	9.68%
Total		31	100.00%

Immigration status - all referrals in Q4†

Immigration Status Groups	Count	Percentage
No current immigration permission	10	32.26%
Leave to Remain (LTR) with recourse	7	22.58%
Asylum seeker / asylum seeker ARE	5	16.13%
Pre-settled / pending EUSS	5	16.13%
Leave to Remain (LTR) with NRPF	4	12.90%
Total	31	100.00%

Immigration status - all referrals in Q4†



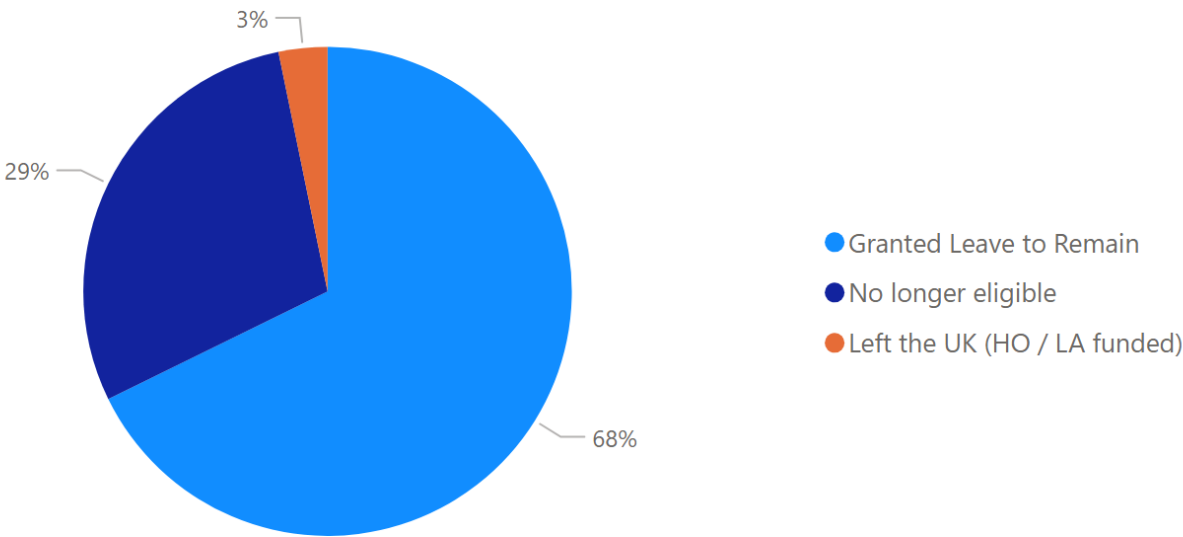
Closure reason - all closures in Q4

Reason for closure	Count	Percentage	Avg days on support
Granted Leave to Remain	21	68%	344
No longer eligible	9	29%	956
Left the UK (HO / LA funded)	1	3%	696
Total	31	100%	533

Onward referral for those no longer eligible

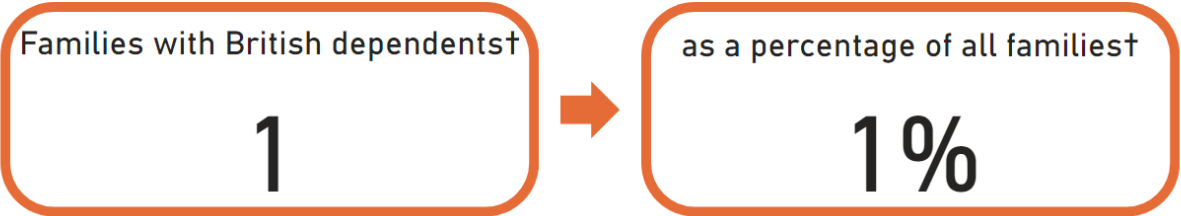
Referral	Count	Percentage
Mainstream benefits and housing services	3	33%
Referred to borough where ordinary resident	3	33%
Support accessed through friends / family	2	22%
Employment	1	11%
Total	9	100%

Closure reason - all closures in Q4

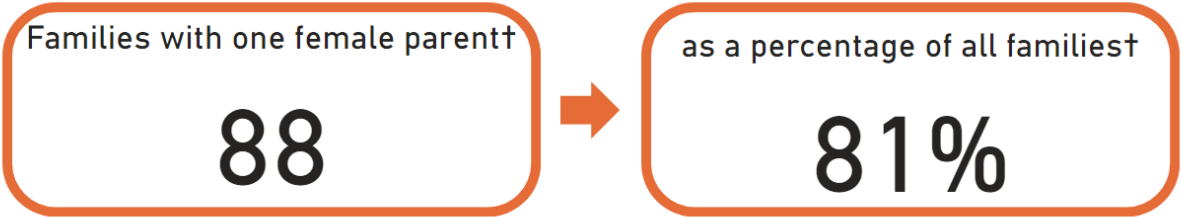
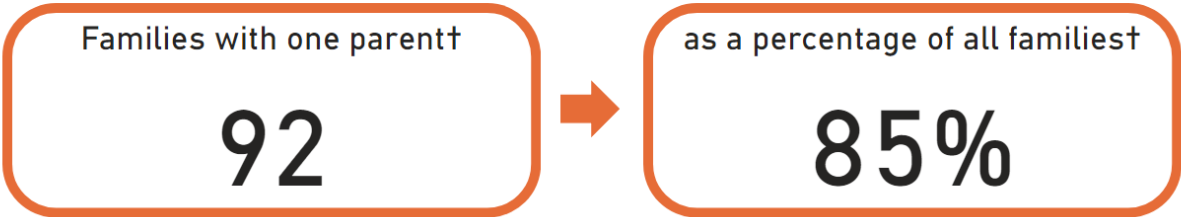


Following requests from our members, we have calculated the following figures:

Families with British Dependents



Single Parent Families



Looked after Children and Care Leavers

Local authorities uploading financial data:

5 / 8 subscribers

Bedford

Essex

Hertfordshire

Norfolk

Peterborough

Referrals and Supported Households

	Q1	Q2	Q3	Q4	Year-to-date
New cases taken on for support	4	4	9	(Blank)	17
New cases	11	4	3	31	49
Cases closed	4	26	4	1	35

Open Cases

	Q1	Q2	Q3	Q4	Year-to-date
Open cases	315	309	311	324	352
Open cases under age of 18	71	44	91	34	103
Open cases aged 18-20	168	175	159	184	173
Open cases aged 21-24	76	90	61	106	76

Support Costs

	Q1	Q2	Q3	Q4	Year-to-date
Financially supported cases	53	55	62	61	66
Person-related cost	£119K	£125K	£132K	£130K	£506.8K
Property-related cost	£210.82K	£283.07K	£368.86K	£384.24K	£1.2M
Total cost	£330.28K	£408.17K	£500.79K	£514.5K	£1.8M
Average cost per case	£6.23K	£7.42K	£7.95K	£8.3K	£26.6K

Immigration status - open cases in Q4

Immigration Status	Immigration Status Groups	Count	Percentage
Illegal entrant / Deception - claimed asylum	Asylum seeker / asylum seeker ARE	133	41.05%
In Country Asylum Seeker	Asylum seeker / asylum seeker ARE	50	15.43%
Overstayer / Breach - claimed asylum	Asylum seeker / asylum seeker ARE	5	1.54%
Port Case	Asylum seeker / asylum seeker ARE	16	4.94%
Awaiting first immigration check	Awaiting first immigration status check	4	1.23%
Limited leave with NRPF (other)	Leave to Remain (LTR) with NRPF	3	0.93%
Humanitarian Protection	Leave to Remain (LTR) with recourse	2	0.62%
Limited leave with recourse to public funds (other)	Leave to Remain (LTR) with recourse	10	3.09%
Refugee Status	Leave to Remain (LTR) with recourse	65	20.06%
UASC leave	Leave to Remain (LTR) with recourse	9	2.78%
EEA national - no record on HO systems	No current immigration permission	1	0.31%
Illegal entrant / Deception - did not claim asylum	No current immigration permission	9	2.78%
No record held by Home Office	No current immigration permission	6	1.85%
Status not confirmed	No current immigration permission	10	3.09%
Pre-settled status LTR (EUSS)	Pre-settled / pending EUSS	1	0.31%
Total		324	100.00%

Summary of immigration status - open cases in Q4‡

Immigration Status Groups	Count	Percentage
Asylum seeker / asylum seeker ARE	204	63.75%
Leave to Remain (LTR) with recourse	86	26.88%
No current immigration permission	26	8.13%
Leave to Remain (LTR) with NRPF	3	0.94%
Pre-settled / pending EUSS	1	0.31%
Total	320	100.00%

Summary of immigration status - open cases in Q4‡

