



NRPF Connect Data Report Q2 2024/25

East of England

What is the NRPF Connect data report Q2 2024/25?

This data report collates and analyses the data recorded by councils in the East of England region using NRPF Connect in the second quarter of the 2024/25 financial year. It provides a summary of referrals made and the support provided by social care services around the UK for people with no recourse to public funds (NRPF). The data is used to inform policy recommendations.

What is NRPF Connect?

NRPF Connect is the national database and case management tool for councils to record details of households with NRPF that are being provided with accommodation and/or financial support by social services, hosted by the NRPF Network.

What support is recorded on NRPF Connect?

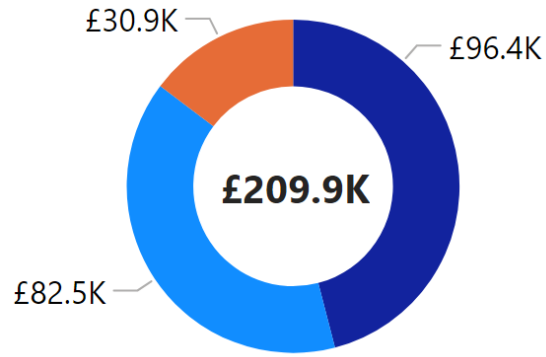
Councils can provide accommodation and financial support to people who are excluded from claiming benefits and mainstream housing assistance when statutory duties are engaged under social care legislation. Local authorities across the UK record the social care services they provide to families, adults with care needs, and care leavers with no recourse to public funds (NRPF). You can read more about NRPF support on the [NRPF Network website](#).

Notes on the data

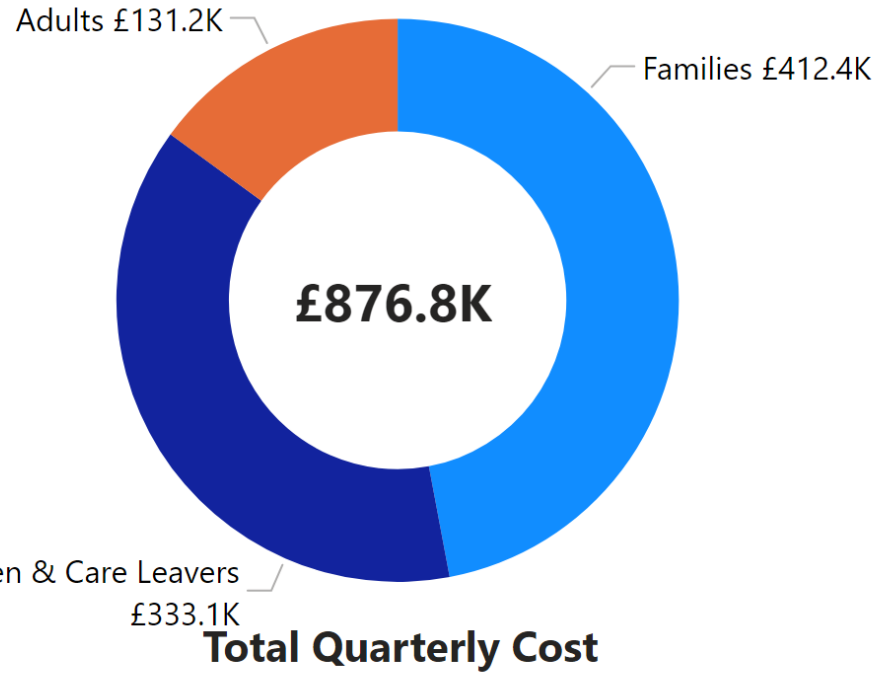
- “Adults” refers to adults with care needs provided with support under S18(1) Care Act 2014, S19(1) Care Act 2014, S12 Social Work (Scotland) Act 1968, P7 Housing Act 1996, S1 Localism Act 2011, or S117 Mental Health Act 1983.
- “Families” refers to families with a child in need with support under S17 Children Act 1989 or S22 Children (Scotland) Act 1995.
- “Children and care leavers” refers to looked after children and young people leaving care supported under Children (Leaving Care) Act 2000, S20 Children Act 1989, S25 Children (Scotland) Act 1995, or S29 & S30 Children (Scotland) Act 1995.
- “Support costs” relate to accommodation and financial support (subsistence) costs only, and do not include staffing or other costs incurred by councils delivering support to NRPF households.
- Data was last downloaded from NRPF Connect on 22/10/2024
- “Year-to-date” figures cover the time period from the start of the financial year to the end of the reported quarter.

Key

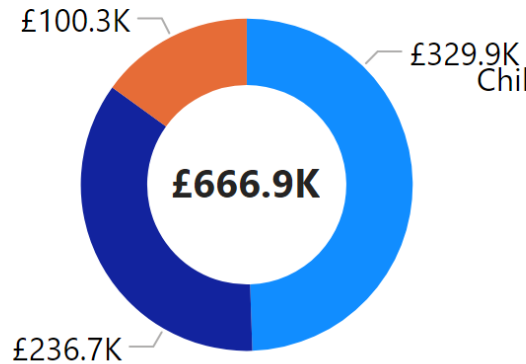
‡ - Those awaiting a first immigration check have been removed from the summary



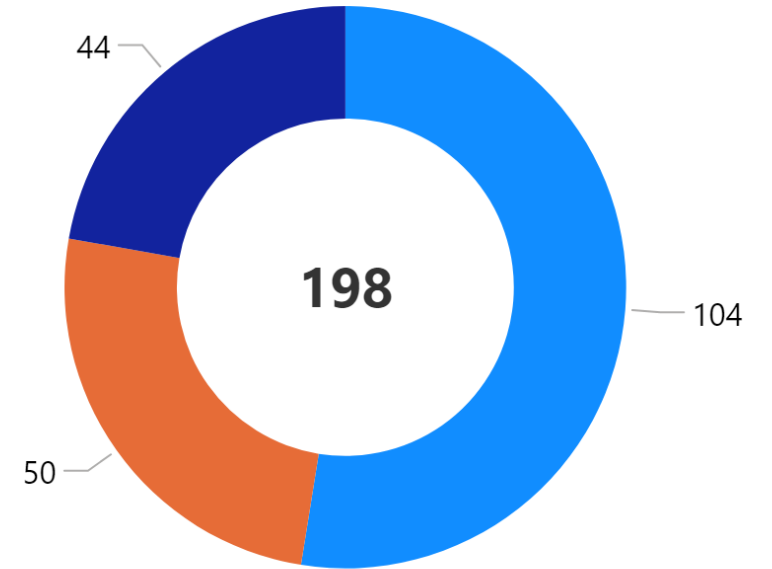
Person Related Costs



Total Quarterly Cost



Property Related Costs



Supported Households

- Families
- Children & Care Leavers
- Adults

8 local authority subscribers

Adults with care and support needs

Local authorities uploading financial data:

5 / 8 subscribers

Hertfordshire	Luton	Norfolk
Southend on Sea	Thurrock	

Referrals and Supported Households

	Q1	Q2	Q3	Q4	Year-to-date
New referrals	84	35			119
New households taken on for support	4	4			8
Supported households closed	7	3			10

Time on support

	Q1	Q2	Q3	Q4	Year-to-date
Average number of days on support	2K	2K			1K
Households supported for 1000 days	29	29			31
1000 day households as % of total	55%	58%			54%

Support Costs

	Q1	Q2	Q3	Q4	Year-to-date
Supported households	53	50			57
Dependents of supported households	7	9			11
Person-related cost	£31.4K	£30.9K			£62.3K
Property-related cost	£106.1K	£100.3K			£206.4K
Total quarterly cost	£137.5K	£131.2K			£268.7K
Average quarterly cost per household	£2.6K	£2.6K			£4.7K

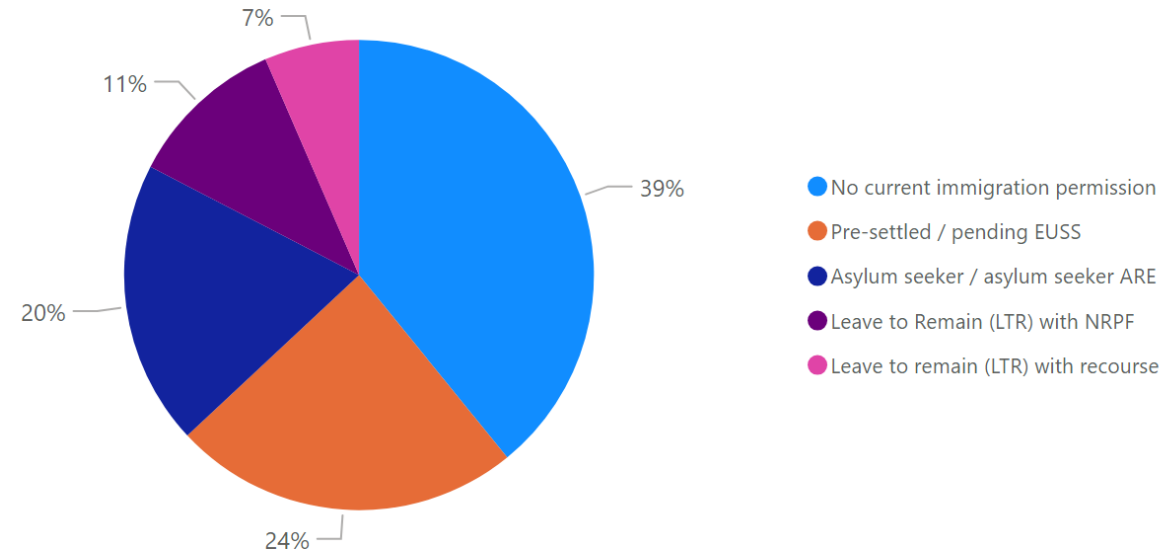
Immigration status - financially supported in Q2

Immigration Status	Immigration Status Group	Count	Percentage
Awaiting first immigration check	Awaiting first immigration check	4	8.00%
Discretionary Leave (DL) - other	Leave to remain (LTR) with recourse	1	2.00%
EEA / family member (resident Dec 20)- unlawfully present	No current immigration permission	2	4.00%
EEA national	No current immigration permission	1	2.00%
EEA national - no record on HO systems	No current immigration permission	1	2.00%
EUSS application submitted in time	Pre-settled / pending EUSS	1	2.00%
EUSS application submitted pre-30 June 2021	Pre-settled / pending EUSS	6	12.00%
Illegal entrant / Deception - claimed asylum	Asylum seeker / asylum seeker ARE	6	12.00%
Illegal entrant / Deception - did not claim asylum	No current immigration permission	1	2.00%
Leave to Enter as visitor - NRPF	Leave to Remain (LTR) with NRPF	1	2.00%
Limited leave with NRPF (other)	Leave to Remain (LTR) with NRPF	4	8.00%
Limited leave with recourse to public funds (other)	Leave to remain (LTR) with recourse	1	2.00%
Overstayer / Breach - claimed asylum	Asylum seeker / asylum seeker ARE	3	6.00%
Overstayer / Breach - did not claim asylum	No current immigration permission	6	12.00%
Pre-settled status LTR (EUSS)	Pre-settled / pending EUSS	4	8.00%
Settled status ILR (EUSS)	Leave to remain (LTR) with recourse	1	2.00%
Status not confirmed	No current immigration permission	7	14.00%
Total		50	100.00%

Summary of immigration status - supported in Q2‡

Immigration Status Group	Count	Percentage
Asylum seeker / asylum seeker ARE	9	19.57%
Leave to Remain (LTR) with NRPF	5	10.87%
Leave to remain (LTR) with recourse	3	6.52%
No current immigration permission	18	39.13%
Pre-settled / pending EUSS	11	23.91%
Total	46	100.00%

Summary of immigration status - supported in Q2‡



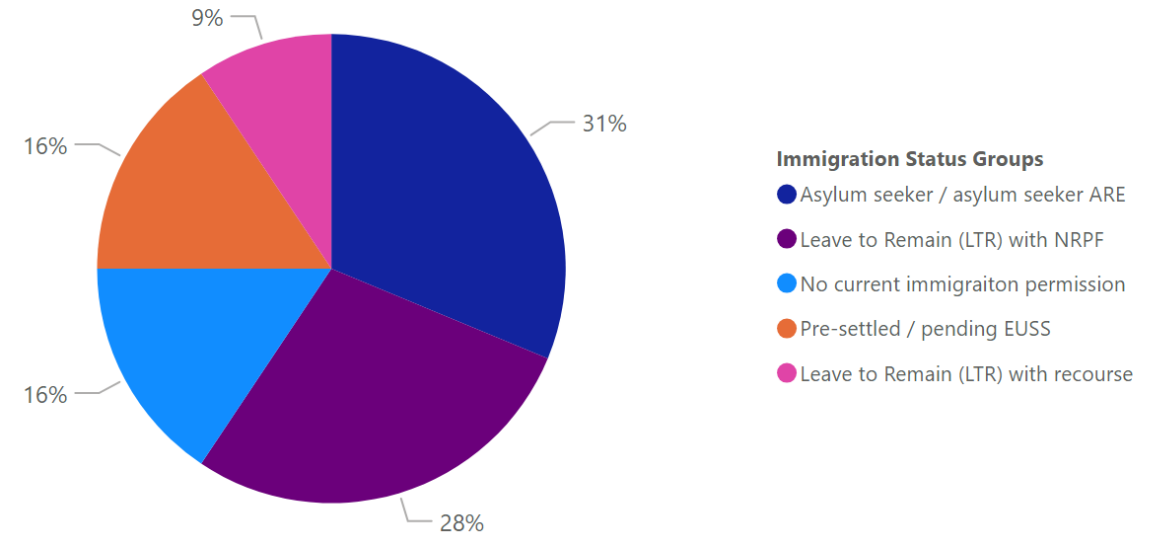
Immigration status - all referrals in Q2

Immigration Status	Immigration Status Groups	Count	Percentage
Illegal entrant / Deception - claimed asylum	Asylum seeker / asylum seeker ARE	5	14.29%
In Country Asylum Seeker	Asylum seeker / asylum seeker ARE	1	2.86%
Overstayer / Breach - claimed asylum	Asylum seeker / asylum seeker ARE	2	5.71%
Port Case	Asylum seeker / asylum seeker ARE	2	5.71%
Awaiting first immigration check	Awaiting first immigration status check	3	8.57%
Leave to Enter as visitor - NRPF	Leave to Remain (LTR) with NRPF	1	2.86%
Limited leave with NRPF (other)	Leave to Remain (LTR) with NRPF	8	22.86%
Indefinite Leave	Leave to Remain (LTR) with recourse	1	2.86%
Refugee Status	Leave to Remain (LTR) with recourse	2	5.71%
Overstayer / Breach - did not claim asylum	No current immigration permission	1	2.86%
Status not confirmed	No current immigration permission	4	11.43%
Pre-settled status LTR (EUSS)	Pre-settled / pending EUSS	5	14.29%
Total		35	100.00%

Immigration status - all referrals in Q2‡

Immigration Status Groups	Count	Percentage
Asylum seeker / asylum seeker ARE	10	31.25%
Leave to Remain (LTR) with NRPF	9	28.13%
No current immigration permission	5	15.63%
Pre-settled / pending EUSS	5	15.63%
Leave to Remain (LTR) with recourse	3	9.38%
Total	32	100.00%

Immigration status - all referrals in Q2‡



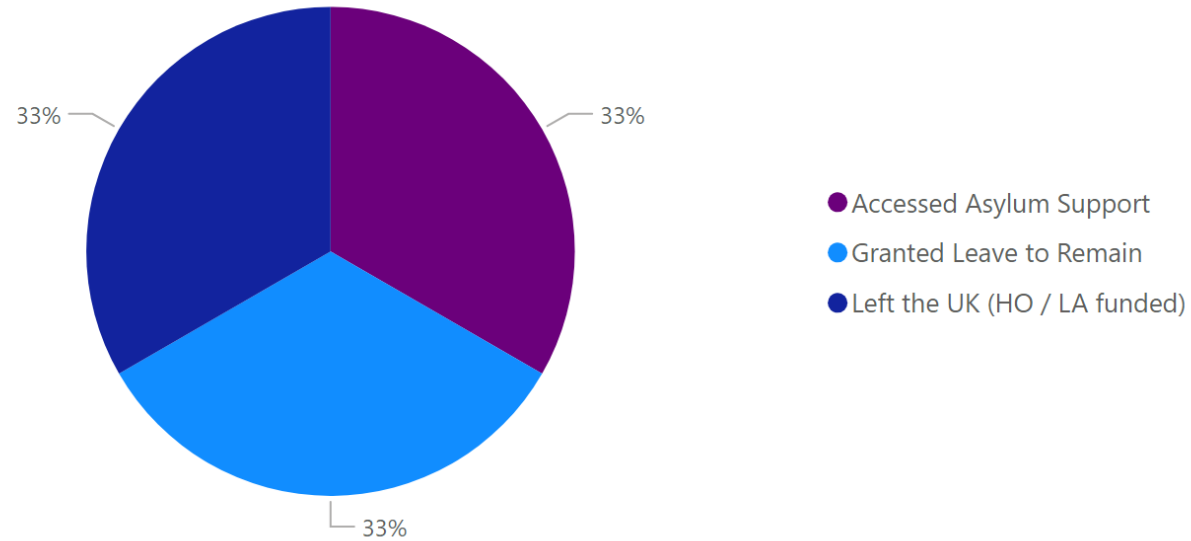
Closure reason - all closures in Q2

Reason for closure	Count	Percentage	Avg days on support
Accessed Asylum Support	1	33%	1172
Granted Leave to Remain	1	33%	1562
Left the UK (HO / LA funded)	1	33%	8
Total	3	100%	914

Onward referral for those no longer eligible

Referral	Count	Percentage
----------	-------	------------

Closure reason - all closures in Q2



Families with Children in Need

Local authorities uploading financial data:

8 / 8 subscribers

Bedford	Essex	Hertfordshire
Luton	Norfolk	Peterborough
Southend on Sea	Thurrock	

Referrals and Supported Households

	Q1	Q2	Q3	Q4	Year-to-date
New referrals	98	83			181
New households taken on for support	24	21			45
Supported households closed	24	24			48

Time on support

	Q1	Q2	Q3	Q4	Year-to-date
Average number of days on support	495	504			472
Households supported for 1000 days	21	21			23
1000 day households as % of total	20%	20%			18%

Support Costs

	Q1	Q2	Q3	Q4	Year-to-date
Supported households	107	104			128
Dependents of supported households	187	176			223
Person-related cost	£82.6K	£82.5K			£165.2K
Property-related cost	£348.6K	£329.9K			£678.5K
Total quarterly cost	£431.2K	£412.4K			£843.6K
Average quarterly cost per household	£4.0K	£4.0K			£6.6K

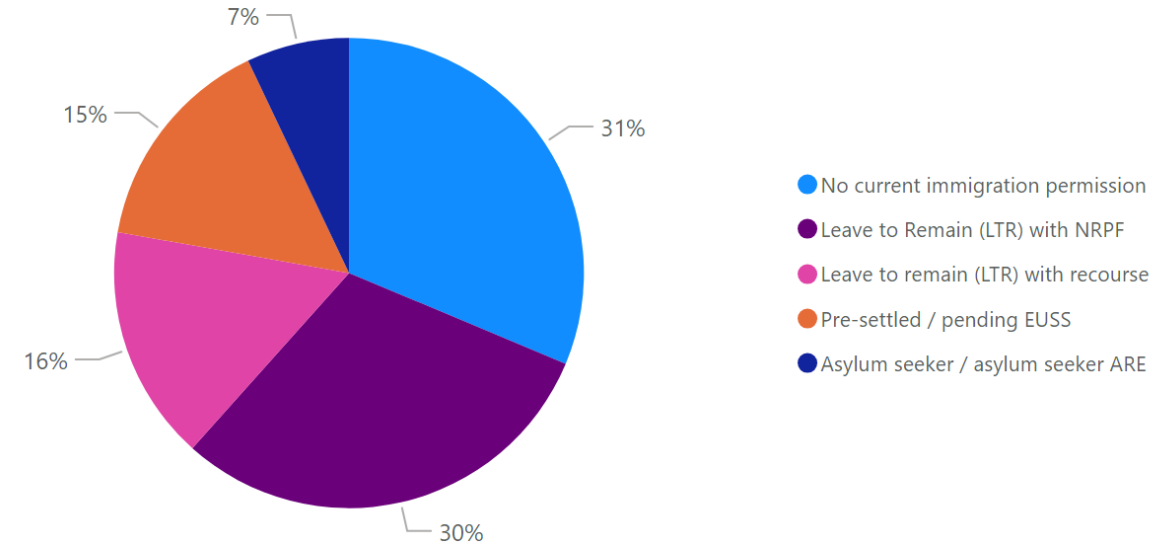
Immigration status - financially supported in Q2

Immigration Status	Immigration Status Group	Count	Percentage
Awaiting first immigration check	Awaiting first immigration check	5	4.81%
DDV Concession	Leave to remain (LTR) with recourse	3	2.88%
EEA / family member (resident Dec 20)- unlawfully present	No current immigration permission	1	0.96%
EEA national - no record on HO systems	No current immigration permission	1	0.96%
EUSS application submitted after 30 June 2021	Pre-settled / pending EUSS	2	1.92%
Illegal entrant / Deception - claimed asylum	Asylum seeker / asylum seeker ARE	2	1.92%
Illegal entrant / Deception - did not claim asylum	No current immigration permission	1	0.96%
Leave to Enter as visitor - NRPF	Leave to Remain (LTR) with NRPF	3	2.88%
Limited leave with NRPF (10 year route)	Leave to Remain (LTR) with NRPF	6	5.77%
Limited leave with NRPF (other)	Leave to Remain (LTR) with NRPF	21	20.19%
Limited leave with recourse to public funds (10 year route)	Leave to remain (LTR) with recourse	6	5.77%
Limited leave with recourse to public funds (other)	Leave to remain (LTR) with recourse	4	3.85%
Overstayer / Breach - claimed asylum	Asylum seeker / asylum seeker ARE	4	3.85%
Overstayer / Breach - did not claim asylum	No current immigration permission	21	20.19%
Port Case	Asylum seeker / asylum seeker ARE	1	0.96%
Pre-settled status LTR (EUSS)	Pre-settled / pending EUSS	13	12.50%
Refugee Status	Leave to remain (LTR) with recourse	1	0.96%
Settled status ILR (EUSS)	Leave to remain (LTR) with recourse	2	1.92%
Status not confirmed	No current immigration permission	7	6.73%
Total		104	100.00%

Summary of immigration status - supported in Q2‡

Immigration Status Group	Count	Percentage
Asylum seeker / asylum seeker ARE	7	7.07%
Leave to Remain (LTR) with NRPF	30	30.30%
Leave to remain (LTR) with recourse	16	16.16%
No current immigration permission	31	31.31%
Pre-settled / pending EUSS	15	15.15%
Total	99	100.00%

Summary of immigration status - supported in Q2‡



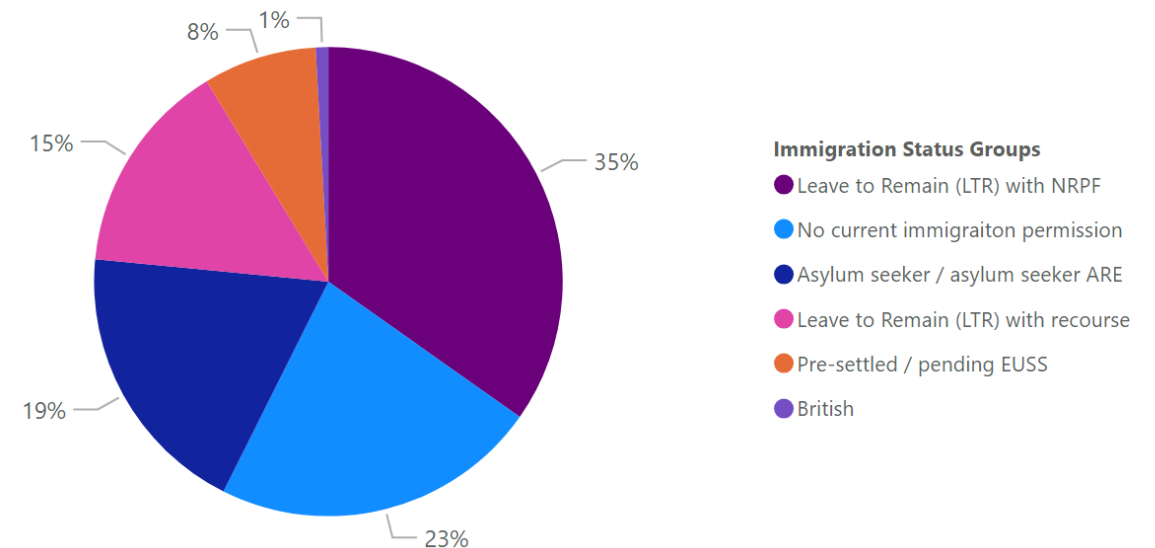
Immigration status - all referrals in Q2

Immigration Status	Immigration Status Groups	Count	Percentage
Illegal entrant / Deception - claimed asylum	Asylum seeker / asylum seeker ARE	12	9.92%
In Country Asylum Seeker	Asylum seeker / asylum seeker ARE	3	2.48%
Overstay / Breach - claimed asylum	Asylum seeker / asylum seeker ARE	3	2.48%
Port Case	Asylum seeker / asylum seeker ARE	4	3.31%
Awaiting first immigration check	Awaiting first immigration status check	6	4.96%
British	British	1	0.83%
Leave to Enter as visitor - NRPF	Leave to Remain (LTR) with NRPF	1	0.83%
Limited leave with NRPF (10 year route)	Leave to Remain (LTR) with NRPF	8	6.61%
Limited leave with NRPF (other)	Leave to Remain (LTR) with NRPF	31	25.62%
DDV Concession	Leave to Remain (LTR) with recourse	3	2.48%
Indefinite Leave	Leave to Remain (LTR) with recourse	1	0.83%
Limited leave with recourse to public funds (10 year route)	Leave to Remain (LTR) with recourse	1	0.83%
Limited leave with recourse to public funds (other)	Leave to Remain (LTR) with recourse	5	4.13%
Refugee Status	Leave to Remain (LTR) with recourse	4	3.31%
Settled status ILR (EUSS)	Leave to Remain (LTR) with recourse	3	2.48%
Illegal entrant / Deception - did not claim asylum	No current immigration permission	1	0.83%
Overstay / Breach - did not claim asylum	No current immigration permission	8	6.61%
Status not confirmed	No current immigration permission	17	14.05%
EUSS application submitted after 30 June 2021	Pre-settled / pending EUSS	1	0.83%
EUSS application submitted in time	Pre-settled / pending EUSS	1	0.83%
Pre-settled status LTR (EUSS)	Pre-settled / pending EUSS	7	5.79%
Total		121	100.00%

Immigration status - all referrals in Q2‡

Immigration Status Groups	Count	Percentage
Leave to Remain (LTR) with NRPF	40	34.78%
No current immigration permission	26	22.61%
Asylum seeker / asylum seeker ARE	22	19.13%
Leave to Remain (LTR) with recourse	17	14.78%
Pre-settled / pending EUSS	9	7.83%
British	1	0.87%
Total	115	100.00%

Immigration status - all referrals in Q2‡



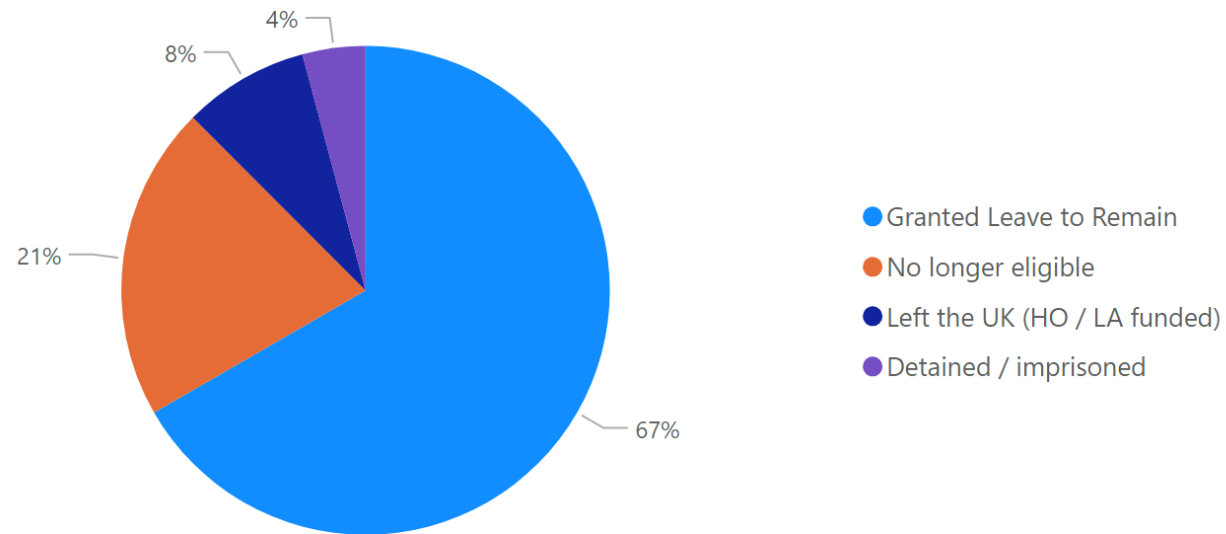
Closure reason - all closures in Q2

Reason for closure	Count	Percentage	Avg days on support
Granted Leave to Remain	16	67%	626
No longer eligible	5	21%	266
Left the UK (HO / LA funded)	2	8%	84
Detained / imprisoned	1	4%	694
Total	24	100%	508

Onward referral for those no longer eligible

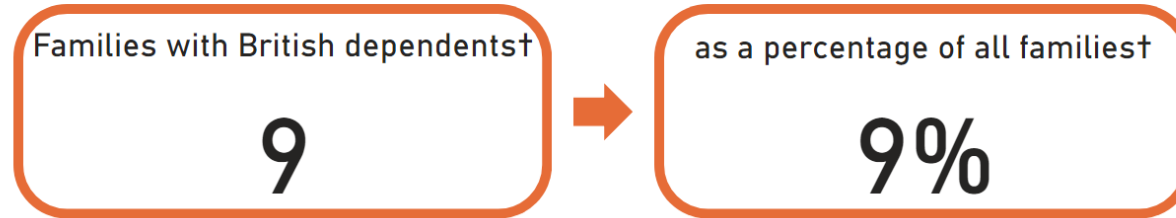
Referral	Count	Percentage
Referred to borough where ordinary resident	2	40%
Employment	1	20%
Support accessed through friends / family	1	20%
Support accessed through VCS	1	20%
Total	5	100%

Closure reason - all closures in Q2

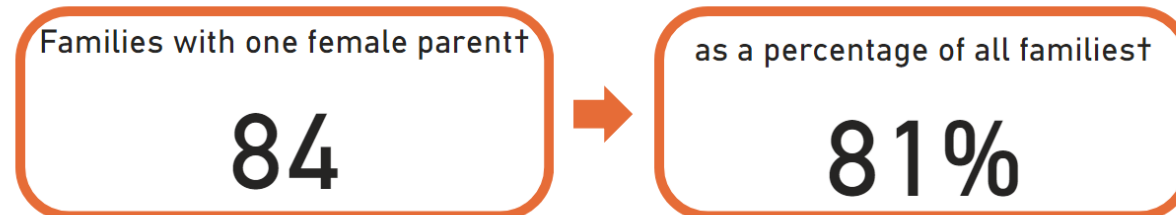
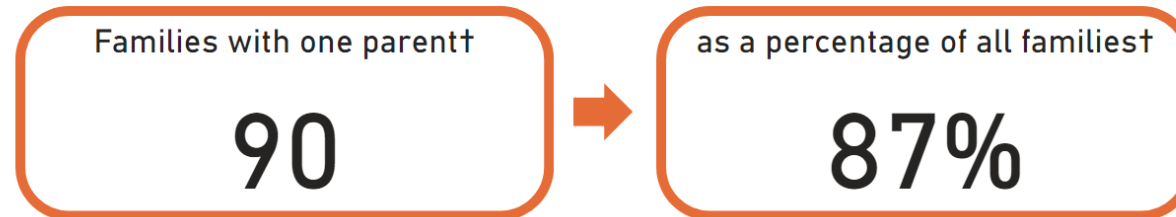


Following requests from our members, we have calculated the following figures:

Families with British Dependents



Single Parent Families



Looked after Children and Care Leavers

Local authorities uploading financial data:

3 / 8 subscribers

Bedford

Hertfordshire

Norfolk

Referrals and Supported Households

	Q1	Q2	Q3	Q4	Year-to-date
New cases taken on for support	3	(Blank)			3
New cases	11	3			14
Cases closed	4	26			30

Open Cases

	Q1	Q2	Q3	Q4	Year-to-date
Open cases	317	310			320
Open cases under age of 18	70	42			71
Open cases aged 18-20	170	175			172
Open cases aged 21-24	77	93			77

Support Costs

	Q1	Q2	Q3	Q4	Year-to-date
Financially supported cases	46	44			46
Person-related cost	£92K	£96K			£188.8K
Property-related cost	£181.93K	£236.7K			£418.6K
Total cost	£274.32K	£333.1K			£607.5K
Average cost per case	£6.0K	£7.6K			£13.2K

Immigration Status of Supported Households - Children and Care Leavers

Immigration status - open cases in Q2

Immigration Status	Immigration Status Groups	Count	Percentage
Awaiting first immigration check	Awaiting first immigration status check	2	0.66%
EEA national - no record on HO systems	No current immigration permission	1	0.33%
Humanitarian Protection	Leave to Remain (LTR) with recourse	2	0.66%
Illegal entrant / Deception - claimed asylum	Asylum seeker / asylum seeker ARE	134	44.22%
Illegal entrant / Deception - did not claim asylum	No current immigration permission	8	2.64%
In Country Asylum Seeker	Asylum seeker / asylum seeker ARE	42	13.86%
Limited leave with NRPF (other)	Leave to Remain (LTR) with NRPF	3	0.99%
Limited leave with recourse to public funds (other)	Leave to Remain (LTR) with recourse	8	2.64%
No record held by Home Office	No current immigration permission	6	1.98%
Overstayer / Breach - claimed asylum	Asylum seeker / asylum seeker ARE	4	1.32%
Port Case	Asylum seeker / asylum seeker ARE	15	4.95%
Pre-settled status LTR (EUSS)	Pre-settled / pending EUSS	1	0.33%
Refugee Status	Leave to Remain (LTR) with recourse	60	19.80%
Status not confirmed	No current immigration permission	9	2.97%
UASC leave	Leave to Remain (LTR) with recourse	8	2.64%
Total		303	100.00%

Summary of immigration status - open cases in Q2‡

Immigration Status Groups	Count	Percentage
Asylum seeker / asylum seeker ARE	195	64.78%
Leave to Remain (LTR) with recourse	78	25.91%
No current immigration permission	24	7.97%
Leave to Remain (LTR) with NRPF	3	1.00%
Pre-settled / pending EUSS	1	0.33%
Total	301	100.00%

Summary of immigration status - open cases in Q2‡

