



NRPF Connect Data Report Q1 2024/25

East of England

What is the NRPF Connect data report Q1 2024/25?

This data report collates and analyses the data recorded by councils in the East of England region using NRPF Connect in the first quarter of the 2024/25 financial year. It provides a summary of referrals made and the support provided by social care services around the UK for people with no recourse to public funds (NRPF). The data is used to inform policy recommendations.

What is NRPF Connect?

NRPF Connect is the national database and case management tool for councils to record details of households with NRPF that are being provided with accommodation and/or financial support by social services, hosted by the NRPF Network.

What support is recorded on NRPF Connect?

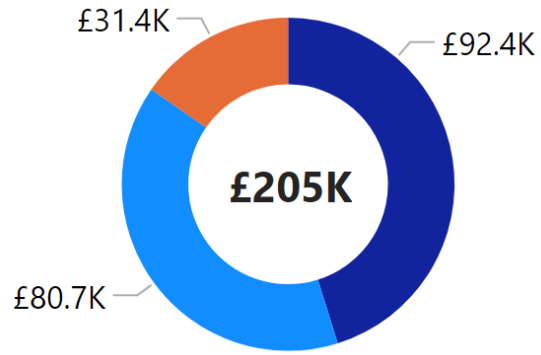
Councils can provide accommodation and financial support to people who are excluded from claiming benefits and mainstream housing assistance when statutory duties are engaged under social care legislation. Local authorities across the UK record the social care services they provide to families, adults with care needs, and care leavers with no recourse to public funds (NRPF). You can read more about NRPF support on the [NRPF Network website](#).

Notes on the data

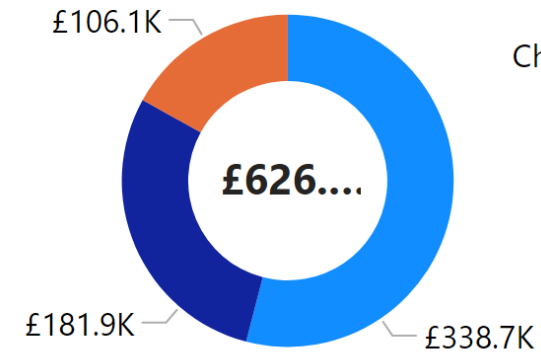
- “Adults” refers to adults with care needs provided with support under S18(1) Care Act 2014, S19(1) Care Act 2014, S12 Social Work (Scotland) Act 1968, P7 Housing Act 1996, S1 Localism Act 2011, or S117 Mental Health Act 1983.
- “Families” refers to families with a child in need with support under S17 Children Act 1989 or S22 Children (Scotland) Act 1995.
- “Children and care leavers” refers to looked after children and young people leaving care supported under Children (Leaving Care) Act 2000, S20 Children Act 1989, S25 Children (Scotland) Act 1995, or S29 & S30 Children (Scotland) Act 1995.
- “Support costs” relate to accommodation and financial support (subsistence) costs only, and do not include staffing or other costs incurred by councils delivering support to NRPF households.
- Data was last downloaded from NRPF Connect on 22/10/2024

Key

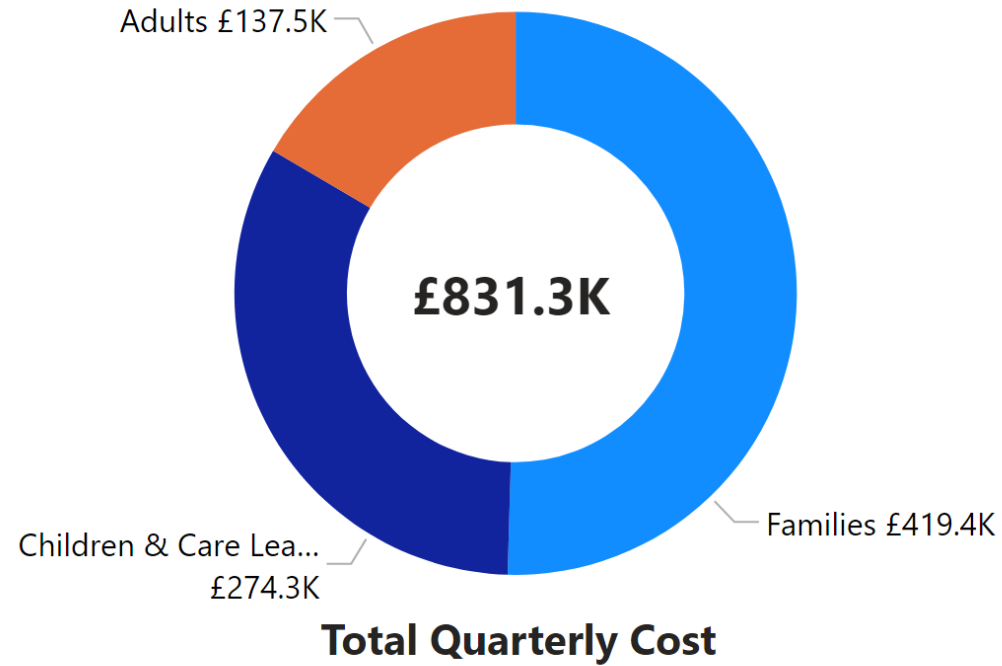
‡ - Those awaiting a first immigration check have been removed from the summary



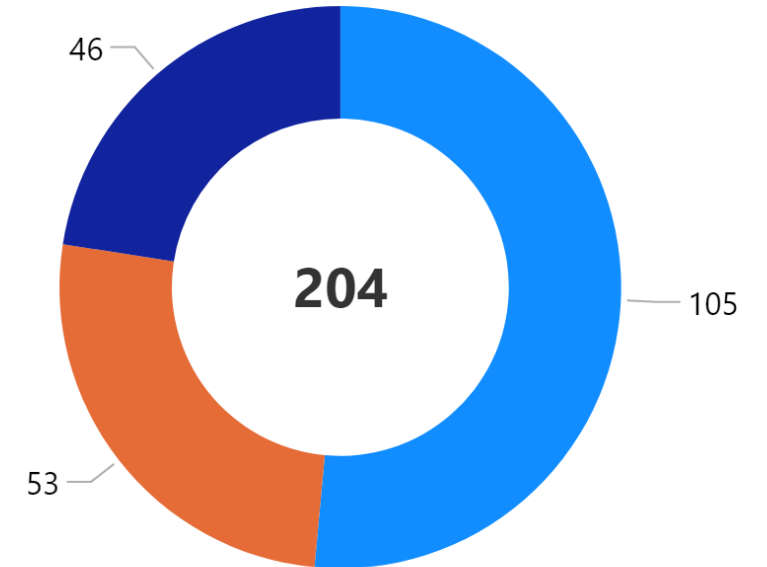
Person Related Costs



Property Related Costs



Total Quarterly Cost



Supported Households

- Families
- Children & Care Leavers
- Adults

7 local authority subscribers

Adults with care and support needs

Local authorities uploading financial data:

5 / 8 subscribers

Hertfordshire	Luton	Norfolk
Southend on Sea	Thurrock	

Referrals and Supported Households

	Q1	Q2	Q3	Q4
New referrals	84			
New households taken on for support	4			
Supported households closed	7			

Time on support

	Q1	Q2	Q3	Q4
Average number of days on support	2K			
Households supported for 1000 days	29			
1000 day households as % of total	55%			

Support Costs

	Q1	Q2	Q3	Q4
Supported households	53			
Dependents of supported households	7			
Person-related cost	£31.4K			
Property-related cost	£106.1K			
Total quarterly cost	£137.5K			
Average quarterly cost per household	£2.6K			

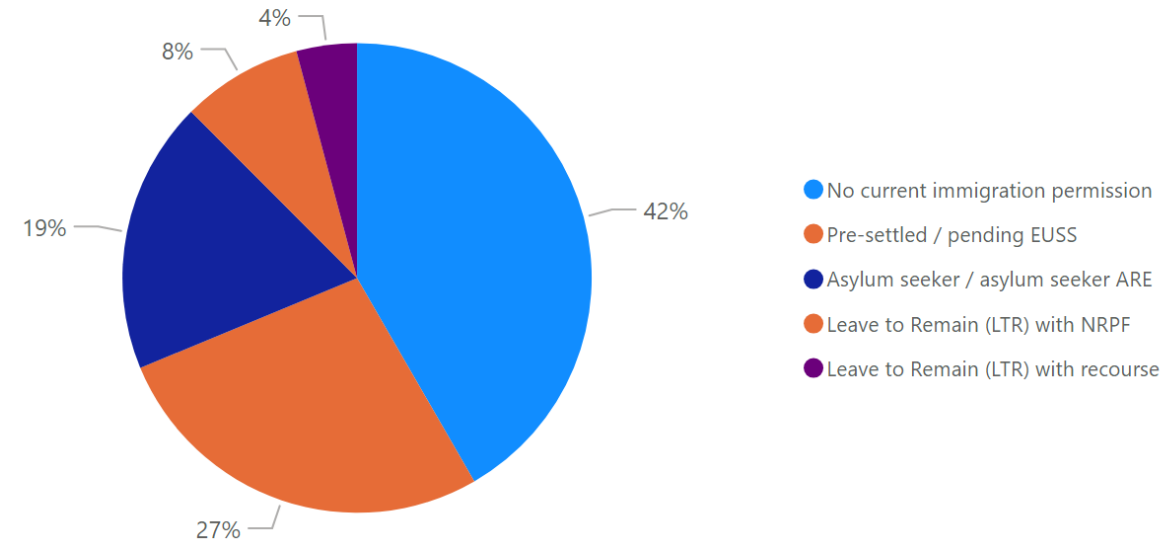
Immigration status - financially supported in Q1

Immigration Status	Immigration Status Groups	Count	Percentage
Illegal entrant / Deception - claimed asylum	Asylum seeker / asylum seeker ARE	6	11.32%
Overstay / Breach - claimed asylum	Asylum seeker / asylum seeker ARE	3	5.66%
Awaiting first immigration check	Awaiting first immigration status check	5	9.43%
Leave to Enter as visitor - NRPF	Leave to Remain (LTR) with NRPF	1	1.89%
Limited leave with NRPF (other)	Leave to Remain (LTR) with NRPF	3	5.66%
DDV Concession	Leave to Remain (LTR) with recourse	1	1.89%
Refugee Status	Leave to Remain (LTR) with recourse	1	1.89%
EEA / family member (resident Dec 20)- unlawfully present	No current immigration permission	2	3.77%
EEA national	No current immigration permission	1	1.89%
EEA national - no record on HO systems	No current immigration permission	1	1.89%
Illegal entrant / Deception - did not claim asylum	No current immigration permission	1	1.89%
Overstay / Breach - did not claim asylum	No current immigration permission	9	16.98%
Status not confirmed	No current immigration permission	6	11.32%
EUSS application submitted after 30 June 2021	Pre-settled / pending EUSS	2	3.77%
EUSS application submitted in time	Pre-settled / pending EUSS	1	1.89%
EUSS application submitted pre-30 June 2021	Pre-settled / pending EUSS	7	13.21%
Pre-settled status LTR (EUSS)	Pre-settled / pending EUSS	3	5.66%
Total		53	100.00%

Summary of immigration status - supported in Q1‡

Immigration Status Groups	Count	Percentage
Asylum seeker / asylum seeker ARE	9	18.75%
Leave to Remain (LTR) with NRPF	4	8.33%
Leave to Remain (LTR) with recourse	2	4.17%
No current immigration permission	20	41.67%
Pre-settled / pending EUSS	13	27.08%
Total	48	100.00%

Summary of immigration status - supported in Q1‡



Immigration Status of Referred Households - Adults with care and support needs

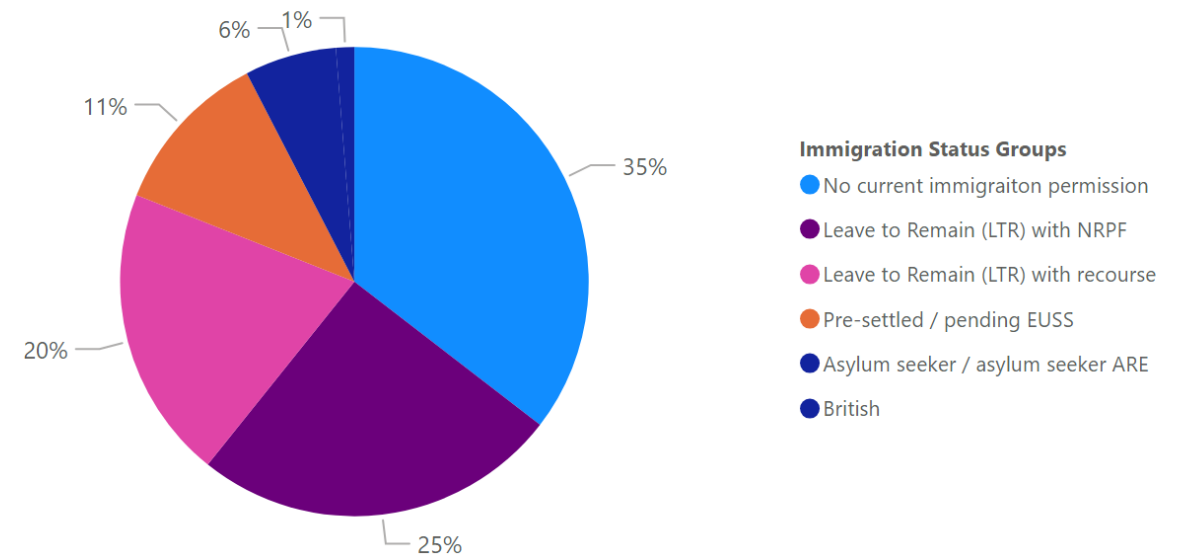
Immigration status - all referrals in Q1

Immigration Status	Immigration Status Groups	Count	Percentage
Illegal entrant / Deception - claimed asylum	Asylum seeker / asylum seeker ARE	3	3.57%
In Country Asylum Seeker	Asylum seeker / asylum seeker ARE	1	1.19%
Overstayer / Breach - claimed asylum	Asylum seeker / asylum seeker ARE	1	1.19%
Awaiting first immigration check	Awaiting first immigration status check	5	5.95%
British	British	1	1.19%
Hong Kong BN(O) Visa	Leave to Remain (LTR) with NRPF	1	1.19%
Leave to Enter as visitor - NRPF	Leave to Remain (LTR) with NRPF	5	5.95%
Limited leave with NRPF (other)	Leave to Remain (LTR) with NRPF	7	8.33%
Settled status ILR (EUSS)	Leave to Remain (LTR) with NRPF	7	8.33%
Indefinite Leave	Leave to Remain (LTR) with recourse	2	2.38%
Limited leave with recourse to public funds (10 year route)	Leave to Remain (LTR) with recourse	1	1.19%
Limited leave with recourse to public funds (other)	Leave to Remain (LTR) with recourse	7	8.33%
Refugee Status	Leave to Remain (LTR) with recourse	6	7.14%
Illegal entrant / Deception - did not claim asylum	No current immigration permission	9	10.71%
Overstayer / Breach - did not claim asylum	No current immigration permission	5	5.95%
Status not confirmed	No current immigration permission	14	16.67%
EUSS application submitted in time	Pre-settled / pending EUSS	3	3.57%
Pre-settled status LTR (EUSS)	Pre-settled / pending EUSS	6	7.14%
Total		84	100.00%

Immigration status - all referrals in Q1‡

Immigration Status Groups	Count	Percentage
No current immigration permission	28	35.44%
Leave to Remain (LTR) with NRPF	20	25.32%
Leave to Remain (LTR) with recourse	16	20.25%
Pre-settled / pending EUSS	9	11.39%
Asylum seeker / asylum seeker ARE	5	6.33%
British	1	1.27%
Total	79	100.00%

Immigration status - all referrals in Q1‡



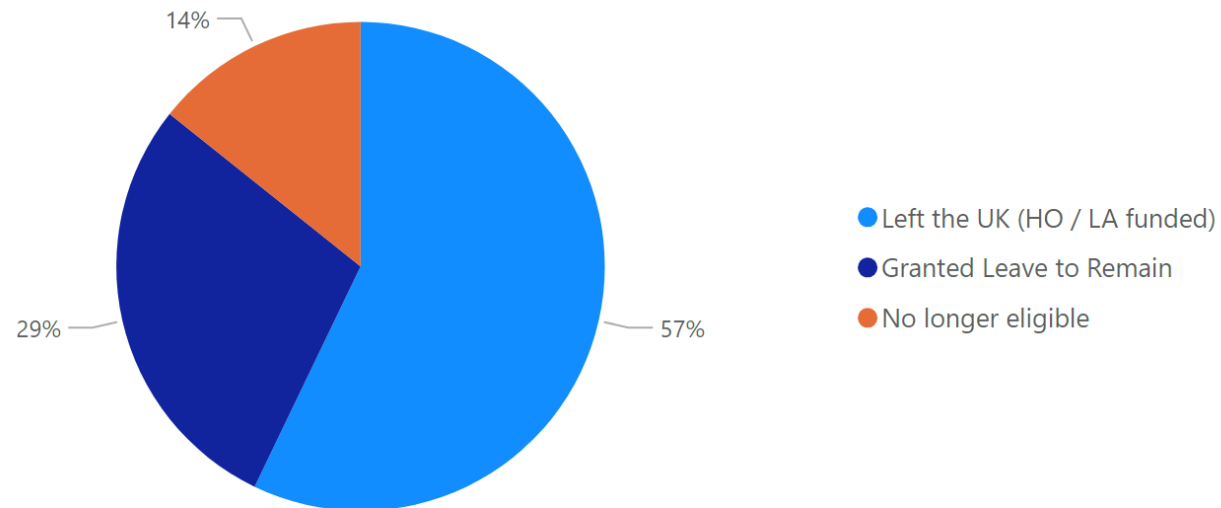
Closure reason - all closures in Q1

Reason for closure	Count	Percentage	Avg days on support
Left the UK (HO / LA funded)	4	57%	393
Granted Leave to Remain	2	29%	247
No longer eligible	1	14%	1342
Total	7	100%	487

Onward referral for those no longer eligible

Referral	Count	Avg days on support
Support accessed through friends / family	1	1342
Total	1	1342

Closure reason - all closures in Q1



Families with Children in Need

Local authorities uploading financial data:

7 / 8 subscribers

Bedford	Essex	Hertfordshire
Luton	Norfolk	Southend on Sea
Thurrock		

Referrals and Supported Households

	Q1	Q2	Q3	Q4
New referrals	98			
New households taken on for support	23			
Supported households closed	24			

Time on support

	Q1	Q2	Q3	Q4
Average number of days on support	503			
Households supported for 1000 days	21			
1000 day households as % of total	20%			

Support Costs

	Q1	Q2	Q3	Q4
Supported households	105			
Dependents of supported households	186			
Person-related cost	£80.7K			
Property-related cost	£338.7K			
Total cost	£419.4K			
Average cost per household	£4.0K			

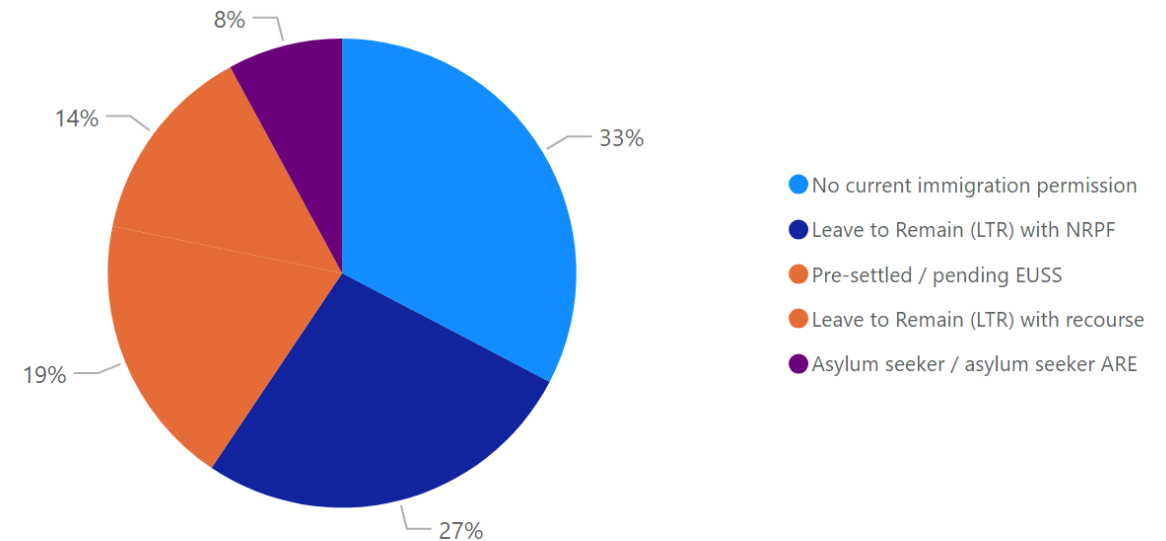
Immigration status - financially supported in Q1

Immigration Status	Immigration Status Groups	Count	Percentage
Illegal entrant / Deception - claimed asylum	Asylum seeker / asylum seeker ARE	2	1.90%
Overstayer / Breach - claimed asylum	Asylum seeker / asylum seeker ARE	4	3.81%
Port Case	Asylum seeker / asylum seeker ARE	2	1.90%
Awaiting first immigration check	Awaiting first immigration status check	4	3.81%
Leave to Enter as visitor - NRPF	Leave to Remain (LTR) with NRPF	3	2.86%
Limited leave with NRPF (10 year route)	Leave to Remain (LTR) with NRPF	3	2.86%
Limited leave with NRPF (other)	Leave to Remain (LTR) with NRPF	18	17.14%
Settled status ILR (EUSS)	Leave to Remain (LTR) with NRPF	3	2.86%
DDV Concession	Leave to Remain (LTR) with recourse	3	2.86%
Discretionary leave - trafficking	Leave to Remain (LTR) with recourse	1	0.95%
Indefinite Leave	Leave to Remain (LTR) with recourse	1	0.95%
Limited leave with recourse to public funds (10 year route)	Leave to Remain (LTR) with recourse	5	4.76%
Limited leave with recourse to public funds (other)	Leave to Remain (LTR) with recourse	2	1.90%
Refugee Status	Leave to Remain (LTR) with recourse	2	1.90%
EEA / family member (resident Dec 20)- unlawfully present	No current immigration permission	2	1.90%
EEA national - no record on HO systems	No current immigration permission	1	0.95%
Illegal entrant / Deception - did not claim asylum	No current immigration permission	2	1.90%
Overstayer / Breach - did not claim asylum	No current immigration permission	23	21.90%
Status not confirmed	No current immigration permission	5	4.76%
EUSS application submitted after 30 June 2021	Pre-settled / pending EUSS	2	1.90%
EUSS application submitted out of time	Pre-settled / pending EUSS	1	0.95%
Pre-settled status LTR (EUSS)	Pre-settled / pending EUSS	16	15.24%
Total		105	100.00%

Summary of immigration status - supported in Q1‡

Immigration Status Groups	Count	Percentage
Asylum seeker / asylum seeker ARE	8	7.92%
Leave to Remain (LTR) with NRPF	27	26.73%
Leave to Remain (LTR) with recourse	14	13.86%
No current immigration permission	33	32.67%
Pre-settled / pending EUSS	19	18.81%
Total	101	100.00%

Summary of immigration status - supported in Q1‡



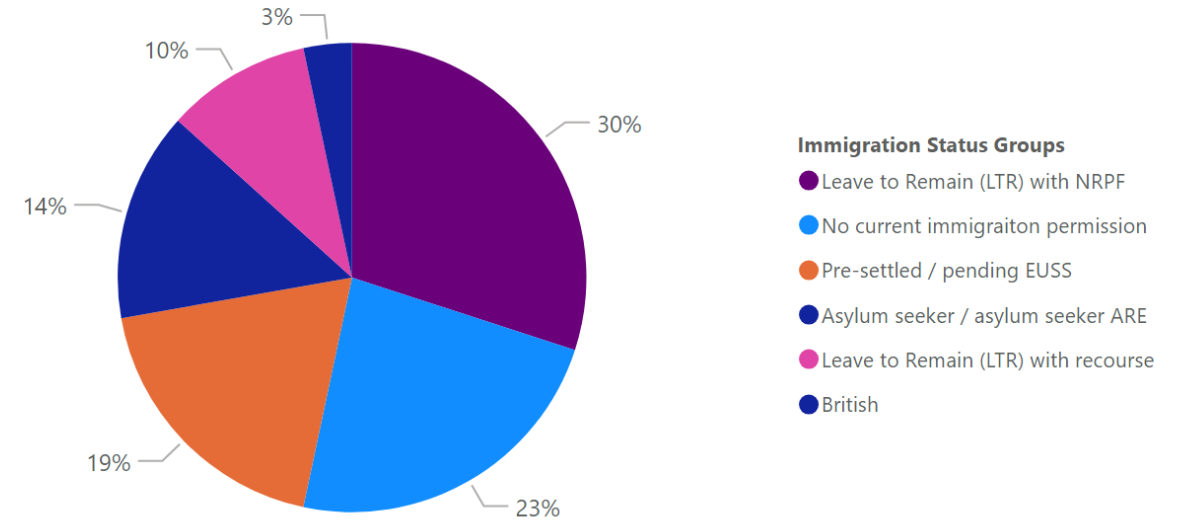
Immigration status - all referrals in Q1

Immigration Status	Immigration Status Groups	Count	Percentage
Illegal entrant / Deception - claimed asylum	Asylum seeker / asylum seeker ARE	3	3.06%
Overstayer / Breach - claimed asylum	Asylum seeker / asylum seeker ARE	6	6.12%
Port Case	Asylum seeker / asylum seeker ARE	4	4.08%
Awaiting first immigration check	Awaiting first immigration status check	8	8.16%
British	British	3	3.06%
Limited leave with NRPF (10 year route)	Leave to Remain (LTR) with NRPF	4	4.08%
Limited leave with NRPF (other)	Leave to Remain (LTR) with NRPF	21	21.43%
Settled status ILR (EUSS)	Leave to Remain (LTR) with NRPF	2	2.04%
DDV Concession	Leave to Remain (LTR) with recourse	1	1.02%
Discretionary leave - trafficking	Leave to Remain (LTR) with recourse	1	1.02%
Discretionary Leave (DL) - other	Leave to Remain (LTR) with recourse	1	1.02%
Indefinite Leave	Leave to Remain (LTR) with recourse	1	1.02%
Limited leave with recourse to public funds (10 year route)	Leave to Remain (LTR) with recourse	2	2.04%
Limited leave with recourse to public funds (other)	Leave to Remain (LTR) with recourse	2	2.04%
Refugee Status	Leave to Remain (LTR) with recourse	1	1.02%
Illegal entrant / Deception - did not claim asylum	No current immigration permission	3	3.06%
Overstayer / Breach - did not claim asylum	No current immigration permission	10	10.20%
Status not confirmed	No current immigration permission	8	8.16%
EUSS application submitted after 30 June 2021	Pre-settled / pending EUSS	1	1.02%
EUSS application submitted in time	Pre-settled / pending EUSS	1	1.02%
EUSS family member permit	Pre-settled / pending EUSS	1	1.02%
Pre-settled status LTR (EUSS)	Pre-settled / pending EUSS	14	14.29%
Total		98	100.00%

Immigration status - all referrals in Q1‡

Immigration Status Groups	Count	Percentage
Leave to Remain (LTR) with NRPF	27	30.00%
No current immigration permission	21	23.33%
Pre-settled / pending EUSS	17	18.89%
Asylum seeker / asylum seeker ARE	13	14.44%
Leave to Remain (LTR) with recourse	9	10.00%
British	3	3.33%
Total	90	100.00%

Immigration status - all referrals in Q1‡



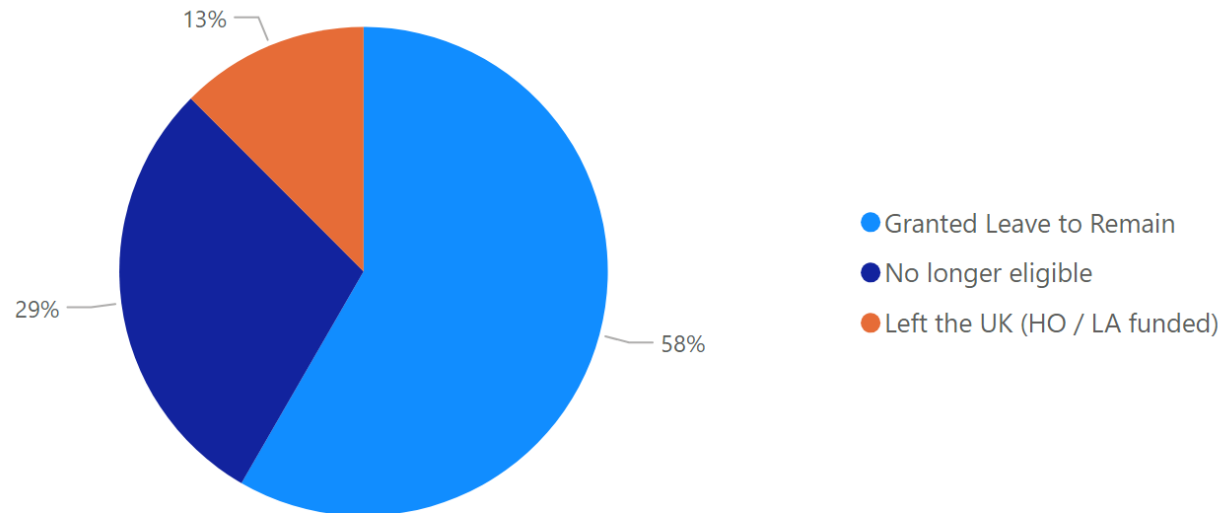
Closure reason - all closures in Q1

Reason for closure	Count	Percentage	Avg days on support
Granted Leave to Remain	14	58%	326
No longer eligible	7	29%	370
Left the UK (HO / LA funded)	3	13%	283
Total	24	100%	334

Onward referral for those no longer eligible

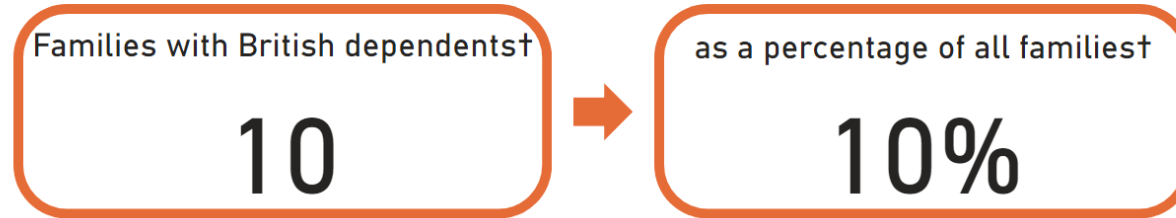
Referral	Count	Avg days on support
Mainstream benefits and housing services	3	552
Support accessed through friends / family	3	214
Employment	1	297
Total	7	370

Closure reason - all closures in Q1

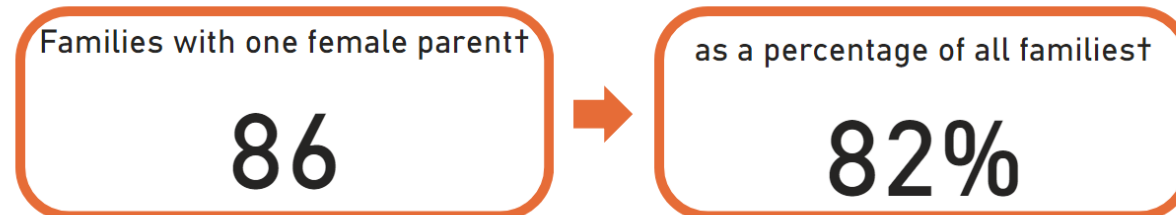
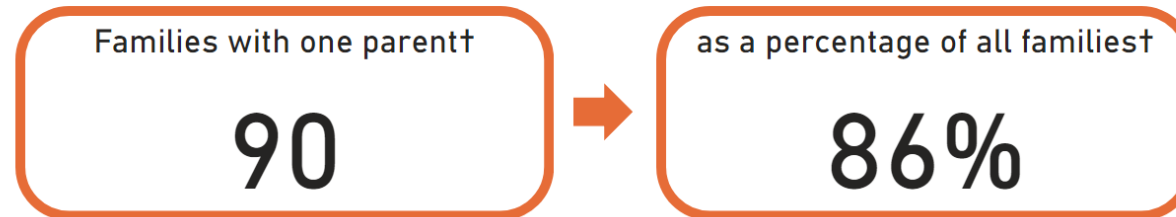


Following requests from our members, we have calculated the following figures:

Families with British Dependents



Single Parent Families



Looked after Children and Care Leavers

Local authorities uploading financial data:

3 / 8 subscribers

Bedford

Hertfordshire

Norfolk

Referrals and Supported Households

	Q1	Q2	Q3	Q4
New cases taken on for support	2			
New cases	11			
Cases closed	4			

Open Cases

	Q1	Q2	Q3	Q4
Open cases	313			
Open cases under age of 18	69			
Open cases aged 18-20	168			
Open cases aged 21-24	76			

Support Costs

	Q1	Q2	Q3	Q4
Financially supported cases	46			
Person-related cost	£92K			
Property-related cost	£181.93K			
Total cost	£274.32K			
Average cost per case	£5.96K			

Immigration Status of Supported Households - Children and Care Leavers

Immigration status - open cases in Q1

Immigration Status	Immigration Status Groups	Count	Percentage
Awaiting first immigration check	Awaiting first immigration status check	1	0.32%
EEA national	No current immigration permission	1	0.32%
EEA national - no record on HO systems	No current immigration permission	1	0.32%
Humanitarian Protection	Leave to Remain (LTR) with recourse	3	0.96%
Illegal entrant / Deception - claimed asylum	Asylum seeker / asylum seeker ARE	139	44.41%
Illegal entrant / Deception - did not claim asylum	No current immigration permission	9	2.88%
In Country Asylum Seeker	Asylum seeker / asylum seeker ARE	42	13.42%
Indefinite Leave	Leave to Remain (LTR) with recourse	1	0.32%
Limited leave with NRPF (other)	Leave to Remain (LTR) with NRPF	3	0.96%
Limited leave with recourse to public funds (other)	Leave to Remain (LTR) with recourse	8	2.56%
No record held by Home Office	No current immigration permission	6	1.92%
Overstayer / Breach - claimed asylum	Asylum seeker / asylum seeker ARE	4	1.28%
Port Case	Asylum seeker / asylum seeker ARE	15	4.79%
Pre-settled status LTR (EUSS)	Pre-settled / pending EUSS	1	0.32%
Refugee Status	Leave to Remain (LTR) with recourse	62	19.81%
Status not confirmed	No current immigration permission	9	2.88%
UASC leave	Leave to Remain (LTR) with recourse	8	2.56%
Total		313	100.00%

Summary of immigration status - open cases in Q1‡

Immigration Status Groups	Count	Percentage
Asylum seeker / asylum seeker ARE	200	64.10%
Leave to Remain (LTR) with recourse	82	26.28%
No current immigration permission	26	8.33%
Leave to Remain (LTR) with NRPF	3	0.96%
Pre-settled / pending EUSS	1	0.32%
Total	312	100.00%

Summary of immigration status - open cases in Q1‡

