



NRPF Connect Data Report Q4 2024/25

East Midlands

What is the NRPF Connect data report Q4 2024/25?

This data report collates and analyses the data recorded by councils in the East Midlands region using NRPF Connect in the third quarter of the 2024/25 financial year. It provides a summary of referrals made and the support provided by social care services around the UK for people with no recourse to public funds (NRPF). The data is used to inform policy recommendations.

What is NRPF Connect?

NRPF Connect is the national database and case management tool for councils to record details of households with NRPF that are being provided with accommodation and/or financial support by social services, hosted by the NRPF Network.

What support is recorded on NRPF Connect?

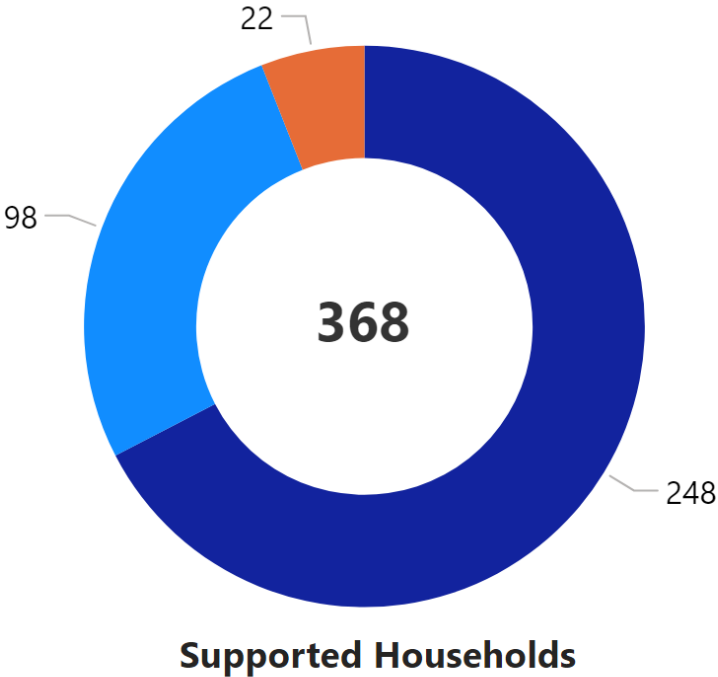
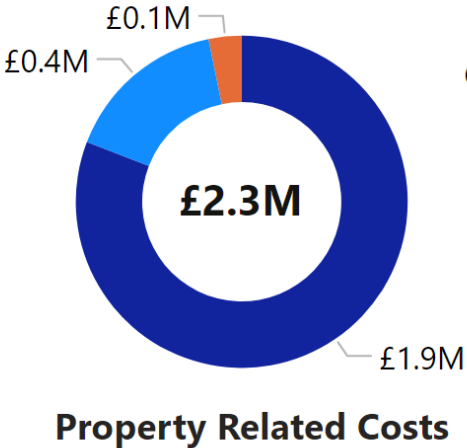
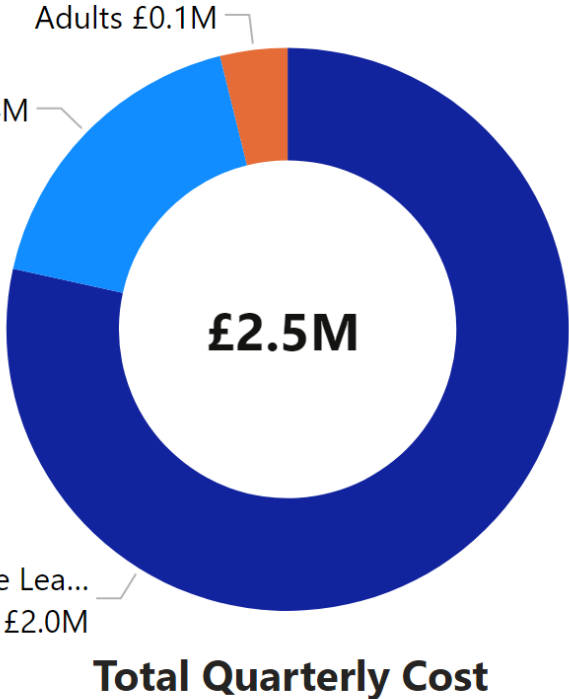
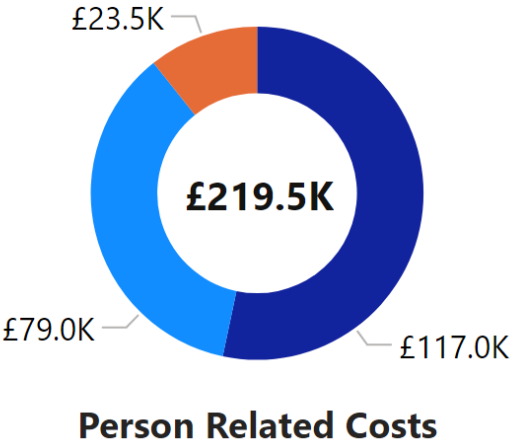
Councils can provide accommodation and financial support to people who are excluded from claiming benefits and mainstream housing assistance when statutory duties are engaged under social care legislation. Local authorities across the UK record the social care services they provide to families, adults with care needs, and care leavers with no recourse to public funds (NRPF). You can read more about NRPF support on the [NRPF Network website](#).

Notes on the data

- “Adults” refers to adults with care needs provided with support under S18(1) Care Act 2014, S19(1) Care Act 2014, S12 Social Work (Scotland) Act 1968, S35 Social Services & Well-being (Wales) Act 2014, P7 Housing Act 1996, S1 Localism Act 2011, or S117 Mental Health Act 1983.
- “Families” refers to families with a child in need with support under S17 Children Act 1989, S22 Children (Scotland) Act 1995, or S37 Social Services & Well-Being (Wales) Act 2014.
- “Children and care leavers” refers to looked after children and young people leaving care supported under Children (Leaving Care) Act 2000, S20 Children Act 1989, S25 Children (Scotland) Act 1995, S29 & S30 Children (Scotland) Act 1995, or Part 6 Social Services & Well-Being (Wales) Act 2014
- “Support costs” relate to accommodation and financial support (subsistence) costs only, and do not include staffing or other costs incurred by councils delivering support to NRPF households.
- Data was last downloaded from NRPF Connect on 29/07/2025
- “Year-to-date” figures cover the time period from the start of the financial year to the end of the reported quarter.

Key

‡ - Those awaiting a first immigration check have been removed from the summary



- Families
- Children & Care Leavers
- Adults

5 local authority subscribers

Adults with care and support needs

Local authorities uploading financial data:

2 / 5 subscribers

DerbyLeicester

Referrals and Supported Households

| | Q1 | Q2 | Q3 | Q4 | Year-to-date |
|-------------------------------------|----|----|---------|----|--------------|
| New referrals | 15 | 13 | 8 | 19 | 55 |
| New households taken on for support | 3 | 2 | (Blank) | 1 | 6 |
| Supported households closed | 5 | 1 | (Blank) | 2 | 8 |

Time on support

| | Q1 | Q2 | Q3 | Q4 | Year-to-date |
|------------------------------------|------|------|------|------|--------------|
| Average number of days on support | 1074 | 1181 | 1326 | 1345 | 1158 |
| Households supported for 1000 days | 6 | 7 | 8 | 9 | 9 |
| 1000 day households as % of total | 24% | 32% | 38% | 41% | 32% |

Support Costs

| | Q1 | Q2 | Q3 | Q4 | Year-to-date |
|--------------------------------------|---------|---------|---------|--------|--------------|
| Supported households | 25 | 22 | 21 | 22 | 28 |
| Dependents of supported households | 0 | 0 | 0 | 0 | 0 |
| Person-related cost | £13.4K | £25.3K | £28.0K | £23.5K | £90.2K |
| Property-related cost | £100.7K | £80.9K | £79.5K | £74.0K | £335.1K |
| Total quarterly cost | £114.1K | £106.2K | £107.5K | £97.5K | £425.3K |
| Average quarterly cost per household | £4.6K | £4.8K | £5.1K | £4.4K | £15.2K |

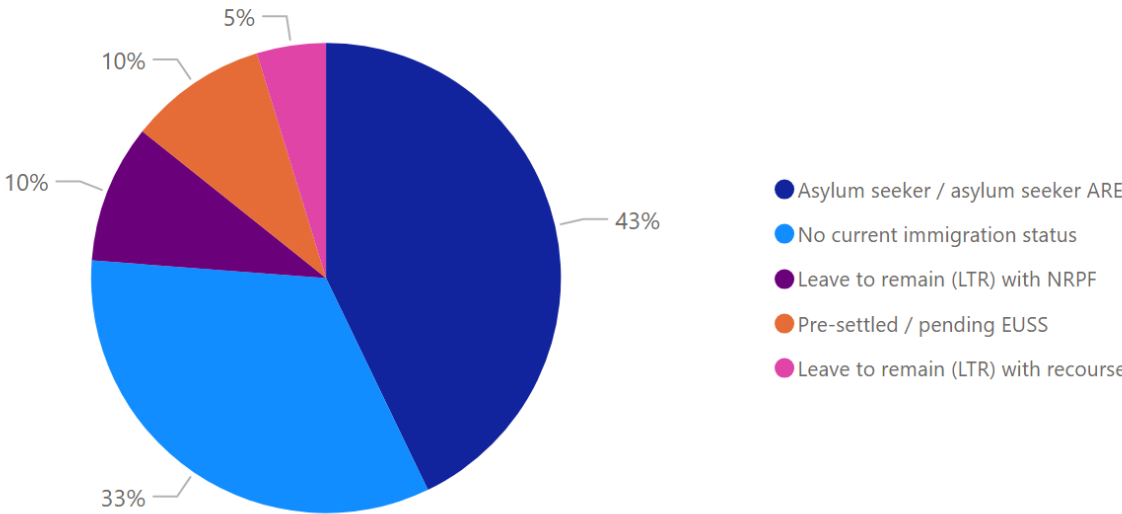
Immigration status - financially supported in Q4

| Immigration Status | Immigration Status Group | Count | Percentage |
|--|-------------------------------------|-------|------------|
| Illegal entrant / Deception - claimed asylum | Asylum seeker / asylum seeker ARE | 1 | 4.55% |
| Overstayer / Breach - claimed asylum | Asylum seeker / asylum seeker ARE | 6 | 27.27% |
| Port Case | Asylum seeker / asylum seeker ARE | 2 | 9.09% |
| Awaiting first immigration check | Awaiting first immigration check | 1 | 4.55% |
| Limited leave with NRPF (other) | Leave to remain (LTR) with NRPF | 2 | 9.09% |
| Discretionary Leave (DL) - other | Leave to remain (LTR) with recourse | 1 | 4.55% |
| Illegal entrant / Deception - did not claim asylum | No current immigration status | 1 | 4.55% |
| Overstayer / Breach - did not claim asylum | No current immigration status | 4 | 18.18% |
| Status not confirmed | No current immigration status | 2 | 9.09% |
| Pre-settled status LTR (EUSS) | Pre-settled / pending EUSS | 2 | 9.09% |
| Total | | 22 | 100.00% |

Summary of immigration status - supported in Q4‡

| Immigration Status Group | Count | Percentage |
|-------------------------------------|-------|------------|
| Asylum seeker / asylum seeker ARE | 9 | 42.86% |
| No current immigration status | 7 | 33.33% |
| Leave to remain (LTR) with NRPF | 2 | 9.52% |
| Pre-settled / pending EUSS | 2 | 9.52% |
| Leave to remain (LTR) with recourse | 1 | 4.76% |
| Total | 21 | 100.00% |

Summary of immigration status - supported in Q4‡



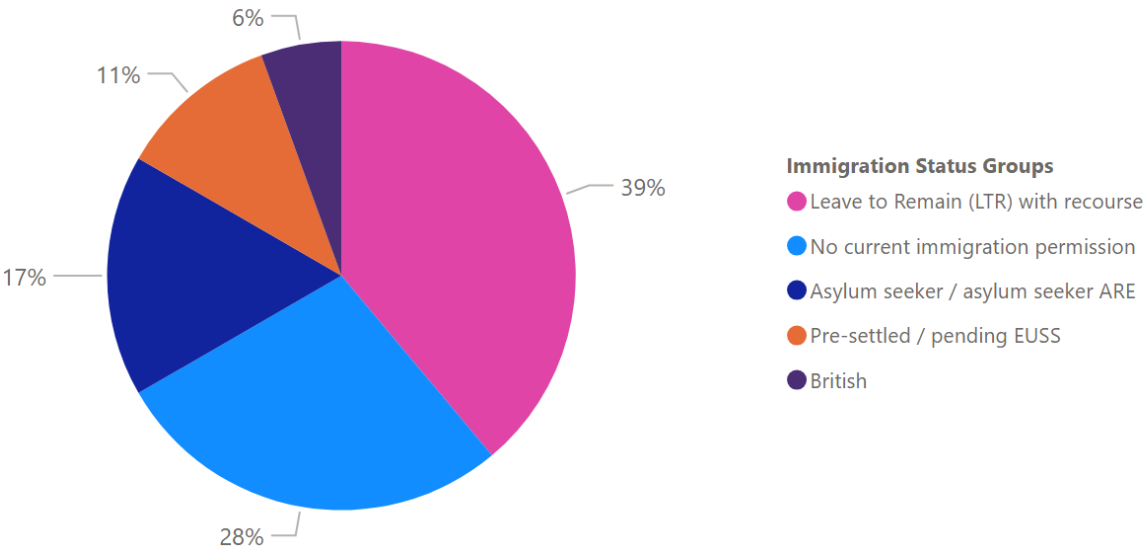
Immigration status - all referrals in Q4

| Immigration Status | Immigration Status Groups | Count | Percentage |
|---|---|-----------|----------------|
| Illegal entrant / Deception - claimed asylum | Asylum seeker / asylum seeker ARE | 2 | 10.53% |
| In Country Asylum Seeker | Asylum seeker / asylum seeker ARE | 1 | 5.26% |
| Awaiting first immigration check | Awaiting first immigration status check | 1 | 5.26% |
| British | British | 1 | 5.26% |
| Indefinite Leave | Leave to Remain (LTR) with recourse | 1 | 5.26% |
| Limited leave with recourse to public funds (following COC) | Leave to Remain (LTR) with recourse | 1 | 5.26% |
| Limited leave with recourse to public funds (other) | Leave to Remain (LTR) with recourse | 2 | 10.53% |
| Settled status ILR (EUSS) | Leave to Remain (LTR) with recourse | 3 | 15.79% |
| Overstay / Breach - did not claim asylum | No current immigration permission | 3 | 15.79% |
| Status not confirmed | No current immigration permission | 2 | 10.53% |
| EUSS application submitted in time | Pre-settled / pending EUSS | 1 | 5.26% |
| Pre-settled status LTR (EUSS) | Pre-settled / pending EUSS | 1 | 5.26% |
| Total | | 19 | 100.00% |

Immigration status - all referrals in Q4‡

| Immigration Status Groups | Count | Percentage |
|-------------------------------------|-----------|----------------|
| Leave to Remain (LTR) with recourse | 7 | 38.89% |
| No current immigration permission | 5 | 27.78% |
| Asylum seeker / asylum seeker ARE | 3 | 16.67% |
| Pre-settled / pending EUSS | 2 | 11.11% |
| British | 1 | 5.56% |
| Total | 18 | 100.00% |

Immigration status - all referrals in Q4‡



Case Closure Reasons - Adults with care and support needs

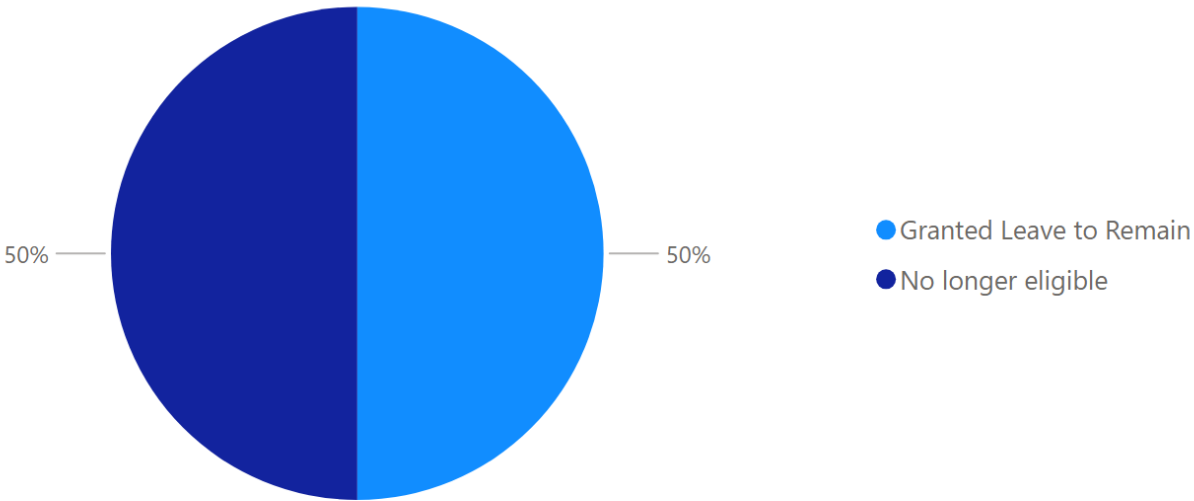
Closure reason - all closures in Q4

| Reason for closure | Count | Percentage | Avg days on support |
|-------------------------|----------|-------------|---------------------|
| Granted Leave to Remain | 1 | 50% | 2215 |
| No longer eligible | 1 | 50% | 718 |
| Total | 2 | 100% | 1467 |

Onward referral for those no longer eligible

| Referral | Count | Percentage |
|--|----------|-------------|
| Mainstream benefits and housing services | 1 | 100% |
| Total | 1 | 100% |

Closure reason - all closures in Q4



Families with Children in Need

Local authorities uploading financial data:

5 / 5 subscribers

Derby

Leicester

Northamptonshire

Nottingham

Nottinghamshire

Referrals and Supported Households

| | Q1 | Q2 | Q3 | Q4 | Year-to-date |
|-------------------------------------|----|----|----|----|--------------|
| New referrals | 83 | 67 | 70 | 66 | 286 |
| New households taken on for support | 19 | 19 | 26 | 19 | 83 |
| Supported households closed | 15 | 16 | 21 | 19 | 71 |

Time on support

| | Q1 | Q2 | Q3 | Q4 | Year-to-date |
|------------------------------------|-----|-----|-----|-----|--------------|
| Average number of days on support | 385 | 403 | 410 | 421 | 358 |
| Households supported for 1000 days | 6 | 7 | 8 | 7 | 8 |
| 1000 day households as % of total | 7% | 8% | 8% | 7% | 5% |

Support Costs

| | Q1 | Q2 | Q3 | Q4 | Year-to-date |
|--------------------------------------|---------|---------|---------|---------|--------------|
| Supported households | 86 | 90 | 100 | 98 | 150 |
| Dependents of supported households | 143 | 146 | 156 | 182 | 268 |
| Person-related cost | £66.0K | £77.4K | £81.6K | £79.0K | £303.9K |
| Property-related cost | £269.5K | £303.6K | £388.9K | £366.7K | £1.3M |
| Total quarterly cost | £335.5K | £381.0K | £470.4K | £445.7K | £1.6M |
| Average quarterly cost per household | £3.9K | £4.2K | £4.7K | £4.5K | £10.9K |

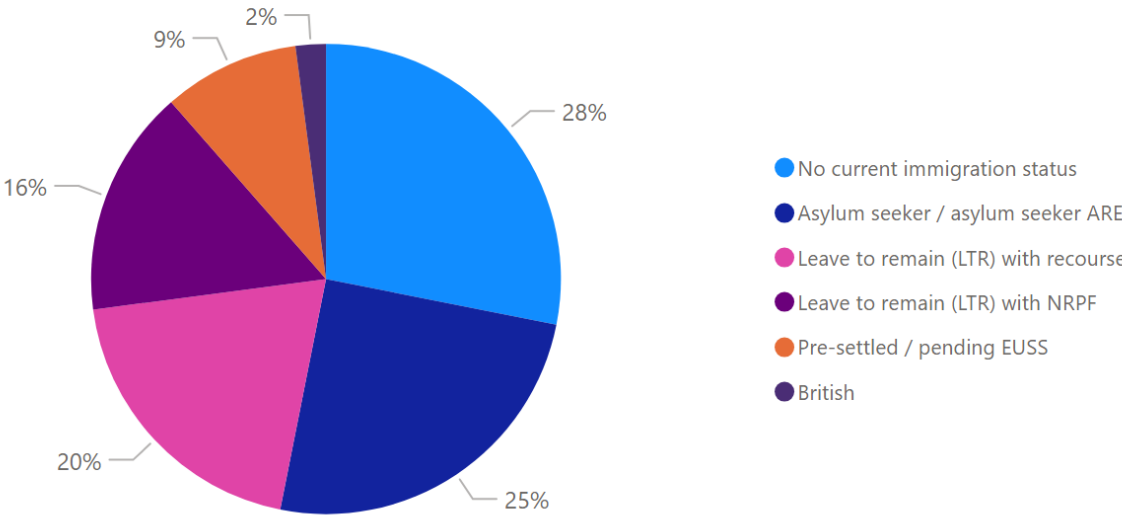
Immigration status - financially supported in Q4

| Immigration Status | Immigration Status Group | Count | Percentage |
|---|-------------------------------------|-----------|----------------|
| Illegal entrant / Deception - claimed asylum | Asylum seeker / asylum seeker ARE | 12 | 12.24% |
| In Country Asylum Seeker | Asylum seeker / asylum seeker ARE | 3 | 3.06% |
| Overstay / Breach - claimed asylum | Asylum seeker / asylum seeker ARE | 6 | 6.12% |
| Port Case | Asylum seeker / asylum seeker ARE | 3 | 3.06% |
| Awaiting first immigration check | Awaiting first immigration check | 2 | 2.04% |
| British | British | 2 | 2.04% |
| Limited leave with NRPF (10 year route) | Leave to remain (LTR) with NRPF | 2 | 2.04% |
| Limited leave with NRPF (other) | Leave to remain (LTR) with NRPF | 13 | 13.27% |
| Indefinite Leave | Leave to remain (LTR) with recourse | 2 | 2.04% |
| Limited leave with recourse to public funds (other) | Leave to remain (LTR) with recourse | 12 | 12.24% |
| Refugee Status | Leave to remain (LTR) with recourse | 1 | 1.02% |
| Settled status ILR (EUSS) | Leave to remain (LTR) with recourse | 4 | 4.08% |
| Illegal entrant / Deception - did not claim asylum | No current immigration status | 2 | 2.04% |
| Overstay / Breach - did not claim asylum | No current immigration status | 24 | 24.49% |
| Status not confirmed | No current immigration status | 1 | 1.02% |
| EUSS application submitted in time | Pre-settled / pending EUSS | 1 | 1.02% |
| Pre-settled status LTR (EUSS) | Pre-settled / pending EUSS | 8 | 8.16% |
| Total | | 98 | 100.00% |

Summary of immigration status - supported in Q4

| Immigration Status Group | Count | Percentage |
|-------------------------------------|-----------|----------------|
| No current immigration status | 27 | 28.13% |
| Asylum seeker / asylum seeker ARE | 24 | 25.00% |
| Leave to remain (LTR) with recourse | 19 | 19.79% |
| Leave to remain (LTR) with NRPF | 15 | 15.63% |
| Pre-settled / pending EUSS | 9 | 9.38% |
| British | 2 | 2.08% |
| Total | 96 | 100.00% |

Summary of immigration status - supported in Q4



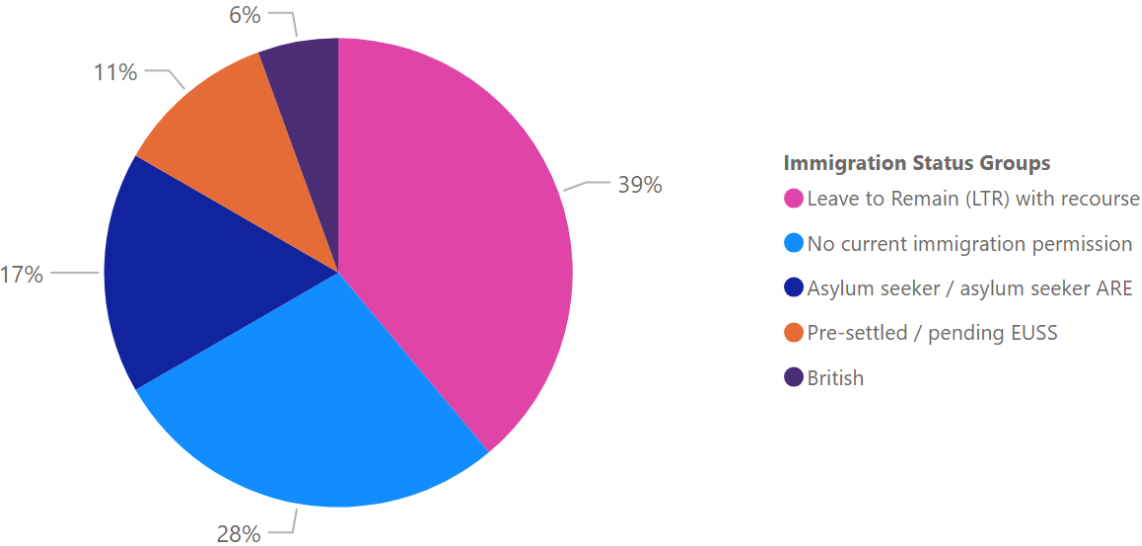
Immigration status - all referrals in Q4

| Immigration Status | Immigration Status Groups | Count | Percentage |
|---|---|-----------|----------------|
| Illegal entrant / Deception - claimed asylum | Asylum seeker / asylum seeker ARE | 2 | 10.53% |
| In Country Asylum Seeker | Asylum seeker / asylum seeker ARE | 1 | 5.26% |
| Awaiting first immigration check | Awaiting first immigration status check | 1 | 5.26% |
| British | British | 1 | 5.26% |
| Indefinite Leave | Leave to Remain (LTR) with recourse | 1 | 5.26% |
| Limited leave with recourse to public funds (following COC) | Leave to Remain (LTR) with recourse | 1 | 5.26% |
| Limited leave with recourse to public funds (other) | Leave to Remain (LTR) with recourse | 2 | 10.53% |
| Settled status ILR (EUSS) | Leave to Remain (LTR) with recourse | 3 | 15.79% |
| Overstay / Breach - did not claim asylum | No current immigration permission | 3 | 15.79% |
| Status not confirmed | No current immigration permission | 2 | 10.53% |
| EUSS application submitted in time | Pre-settled / pending EUSS | 1 | 5.26% |
| Pre-settled status LTR (EUSS) | Pre-settled / pending EUSS | 1 | 5.26% |
| Total | | 19 | 100.00% |

Immigration status - all referrals in Q4‡

| Immigration Status Groups | Count | Percentage |
|-------------------------------------|-----------|----------------|
| Leave to Remain (LTR) with recourse | 7 | 38.89% |
| No current immigration permission | 5 | 27.78% |
| Asylum seeker / asylum seeker ARE | 3 | 16.67% |
| Pre-settled / pending EUSS | 2 | 11.11% |
| British | 1 | 5.56% |
| Total | 18 | 100.00% |

Immigration status - all referrals in Q4‡



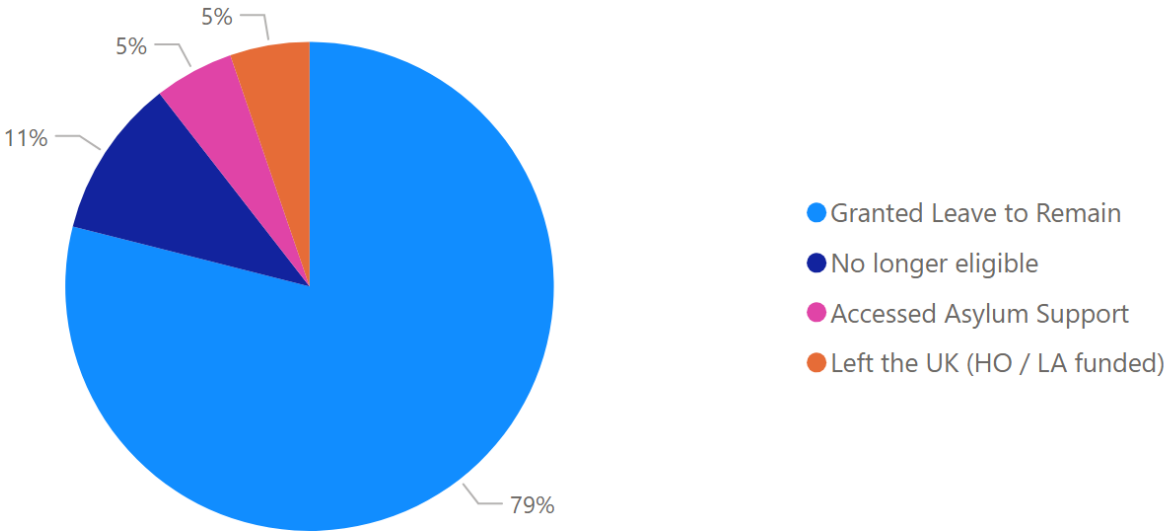
Closure reason - all closures in Q4

| Reason for closure | Count | Percentage | Avg days on support |
|------------------------------|-------|------------|---------------------|
| Granted Leave to Remain | 15 | 79% | 286 |
| No longer eligible | 2 | 11% | 22 |
| Accessed Asylum Support | 1 | 5% | 3 |
| Left the UK (HO / LA funded) | 1 | 5% | 714 |
| Total | 19 | 100% | 266 |

Onward referral for those no longer eligible

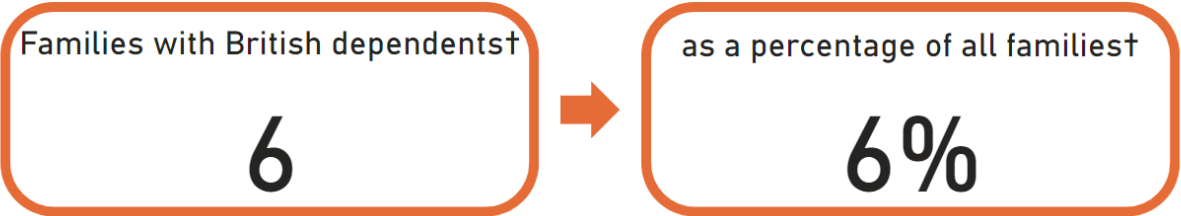
| Referral | Count | Percentage |
|---|-------|------------|
| Support accessed through friends / family | 2 | 100% |
| Total | 2 | 100% |

Closure reason - all closures in Q4

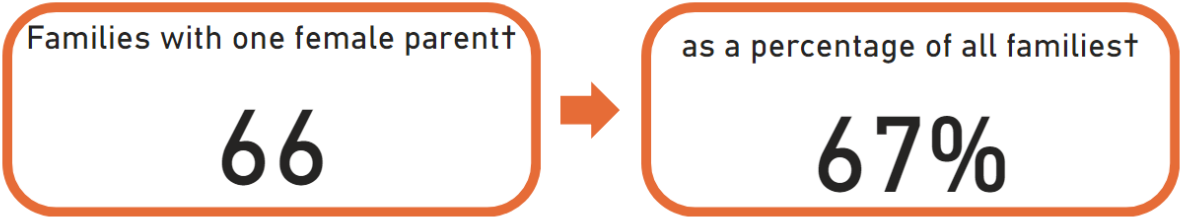
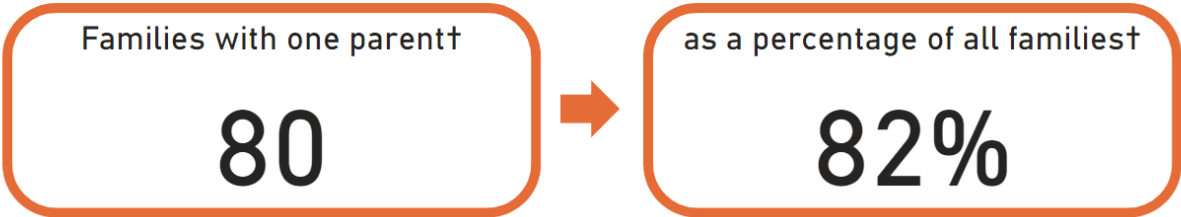


Following requests from our members, we have calculated the following figures:

Families with British Dependents



Single Parent Families



Looked after Children and Care Leavers

Local authorities uploading financial data:

4 / 5 subscribers

Leicester

Northamptonshire

Nottingham

Nottinghamshire

Referrals and Supported Households

| | Q1 | Q2 | Q3 | Q4 | Year-to-date |
|--------------------------------|----|----|----|----|--------------|
| New cases taken on for support | 20 | 31 | 14 | 5 | 70 |
| New cases | 31 | 39 | 67 | 18 | 155 |
| Cases closed | 4 | 13 | 7 | 10 | 34 |

Open Cases

| | Q1 | Q2 | Q3 | Q4 | Year-to-date |
|----------------------------|-----|-----|-----|-----|--------------|
| Open cases | 519 | 547 | 610 | 583 | 638 |
| Open cases under age of 18 | 161 | 159 | 294 | 130 | 276 |
| Open cases aged 18-20 | 255 | 278 | 214 | 331 | 258 |
| Open cases aged 21-24 | 103 | 110 | 102 | 122 | 104 |

Support Costs

| | Q1 | Q2 | Q3 | Q4 | Year-to-date |
|-----------------------------|--------|--------|--------|--------|--------------|
| Financially supported cases | 209 | 238 | 248 | 241 | 259 |
| Person-related cost | £114K | £127K | £119K | £117K | £477.5K |
| Property-related cost | £1.48M | £1.73M | £1.88M | £1.86M | £7.0M |
| Total cost | £1.59M | £1.86M | £2M | £1.98M | £7.4M |
| Average cost per case | £7.62K | £7.81K | £8.07K | £7.98K | £28.7K |

Immigration status - open cases in Q4

| Immigration Status | Immigration Status Groups | Count | Percentage |
|---|---|------------|----------------|
| Illegal entrant / Deception - claimed asylum | Asylum seeker / asylum seeker ARE | 284 | 48.71% |
| In Country Asylum Seeker | Asylum seeker / asylum seeker ARE | 56 | 9.61% |
| Overstayer / Breach - claimed asylum | Asylum seeker / asylum seeker ARE | 9 | 1.54% |
| Port Case | Asylum seeker / asylum seeker ARE | 30 | 5.15% |
| Awaiting first immigration check | Awaiting first immigration status check | 2 | 0.34% |
| Leave to Enter as visitor - NRPF | Leave to Remain (LTR) with NRPF | 1 | 0.17% |
| Limited leave with NRPF (10 year route) | Leave to Remain (LTR) with NRPF | 1 | 0.17% |
| Limited leave with NRPF (other) | Leave to Remain (LTR) with NRPF | 2 | 0.34% |
| Humanitarian Protection | Leave to Remain (LTR) with recourse | 4 | 0.69% |
| Indefinite Leave | Leave to Remain (LTR) with recourse | 4 | 0.69% |
| Limited leave with recourse to public funds (other) | Leave to Remain (LTR) with recourse | 18 | 3.09% |
| Refugee Status | Leave to Remain (LTR) with recourse | 61 | 10.46% |
| Settled status ILR (EUSS) | Leave to Remain (LTR) with recourse | 2 | 0.34% |
| UASC leave | Leave to Remain (LTR) with recourse | 2 | 0.34% |
| Illegal entrant / Deception - did not claim asylum | No current immigration permission | 26 | 4.46% |
| No record held by Home Office | No current immigration permission | 6 | 1.03% |
| Overstayer / Breach - did not claim asylum | No current immigration permission | 4 | 0.69% |
| Status not confirmed | No current immigration permission | 66 | 11.32% |
| EUSS application submitted pre-30 June 2021 | Pre-settled / pending EUSS | 2 | 0.34% |
| Family member of EEA national | Pre-settled / pending EUSS | 1 | 0.17% |
| Pre-settled status LTR (EUSS) | Pre-settled / pending EUSS | 2 | 0.34% |
| Total | | 583 | 100.00% |

Summary of immigration status - open cases in Q4‡

| Immigration Status Groups | Count | Percentage |
|-------------------------------------|------------|----------------|
| Asylum seeker / asylum seeker ARE | 379 | 65.23% |
| No current immigration permission | 102 | 17.56% |
| Leave to Remain (LTR) with recourse | 91 | 15.66% |
| Pre-settled / pending EUSS | 5 | 0.86% |
| Leave to Remain (LTR) with NRPF | 4 | 0.69% |
| Total | 581 | 100.00% |

Summary of immigration status - open cases in Q4‡

