



NRPF Connect Data Report 2023/24

East Midlands

What is the NRPF Connect data report 2023/24?

This data report collates and analyses the data recorded by councils in the East Midlands region using NRPF Connect in the 2023/24 financial year. It provides a snapshot of referrals made and the support provided by social care services around the UK for people with no recourse to public funds (NRPF). The data is used to inform policy recommendations.

What is NRPF Connect?

NRPF Connect is the national database and case management tool for councils to record details of households with NRPF that are being provided with accommodation and/or financial support by social services, hosted by the NRPF Network.

What support is recorded on NRPF Connect?

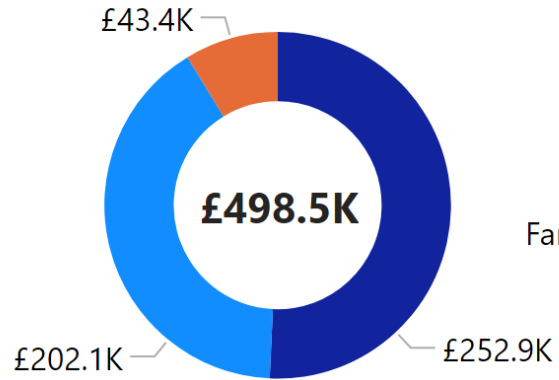
Councils can provide accommodation and financial support to people who are excluded from claiming benefits and mainstream housing assistance when statutory duties are engaged under social care legislation. Local authorities across the UK record the social care services they provide to families, adults with care needs, and care leavers with no recourse to public funds (NRPF). You can read more about NRPF support on the [NRPF Network website](#).

Notes on the data

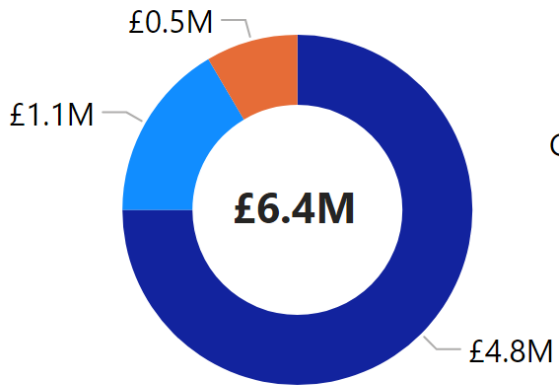
- "Adults" refers to adults with care needs provided with support under S18(1) Care Act 2014, S19(1) Care Act 2014, S12 Social Work (Scotland) Act 1968, P7 Housing Act 1996, S1 Localism Act 2011, or S117 Mental Health Act 1983.
- "Families" refers to families with a child in need with support under S17 Children Act 1989 or S22 Children (Scotland) Act 1995.
- "Children and care leavers" refers to looked after children and young people leaving care supported under Children (Leaving Care) Act 2000, S20 Children Act 1989, S25 Children (Scotland) Act 1995, or S29 & S30 Children (Scotland) Act 1995.
- "Support costs" relate to accommodation and financial support (subsistence) costs only, and do not include staffing or other costs incurred by councils delivering support to NRPF households.
- Data was last downloaded from NRPF Connect on 29/07/2024

Key

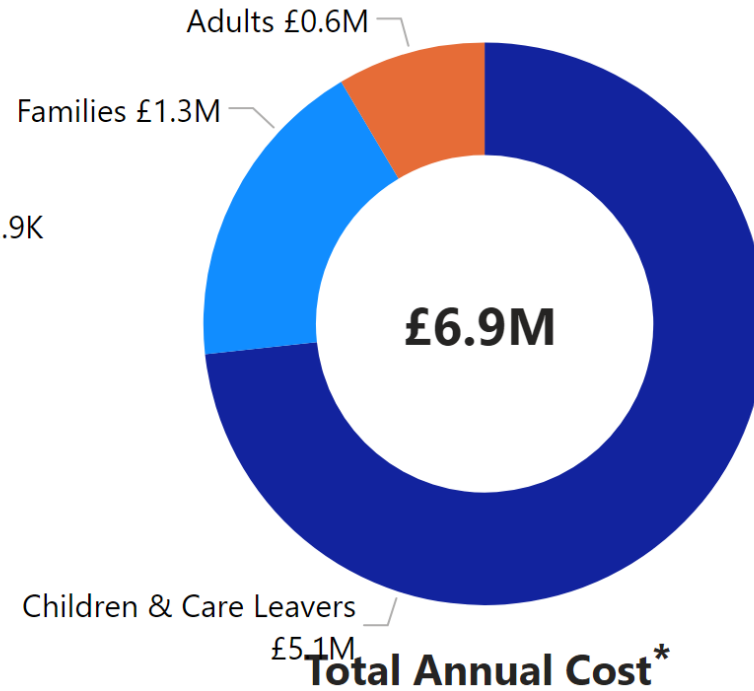
- * - Weekly cost at end of quarter/year x 52
- † - For supported cases open at end of quarter/year
- ‡ - Those awaiting a first immigration check have been removed from the summary



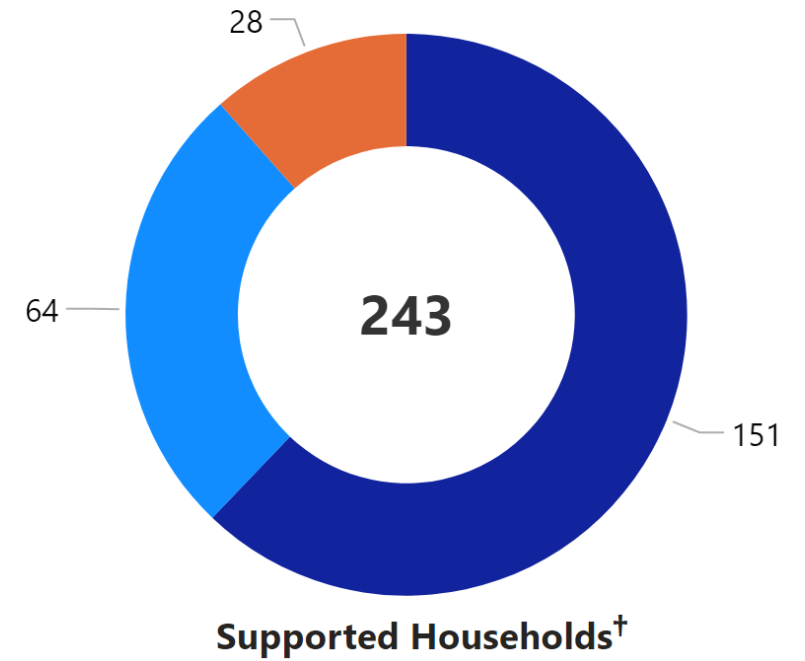
Person Related Costs



Property Related Costs



Total Annual Cost*



Supported Households†

- Families
- Children & Care Leavers
- Adults

5 local authority subscribers

Adults with care and support needs

Local authorities uploading financial data:

2 / 5 subscribers

Derby

Leicester

Referrals and Supported Households

	Q1	Q2	Q3	Q4	Total
New referrals	8	8	6	11	33
New households taken on for support	3	5	2	2	12
Supported households closed	5	5	2	1	13

Time on support

	Q1	Q2	Q3	Q4
Average number of days on support†	991	912	993	1K
Households supported for 1000 days†	8	6	6	6
1000 day households as % of total†	30%	22%	22%	21%

Support Costs

	Q1	Q2	Q3	Q4
Supported households†	27	27	27	28
Dependents of supported households†	4	2	2	2
Annual person-related cost†*	£28.7K	£42.6K	£42.8K	£43.4K
Annual property-related cost†*	£545.5K	£525.6K	£513.0K	£548.1K
Total annual cost†*	£574.2K	£568.1K	£555.8K	£591.5K
Average annual cost per household†*	£20.9K	£21.0K	£20.6K	£21.1K

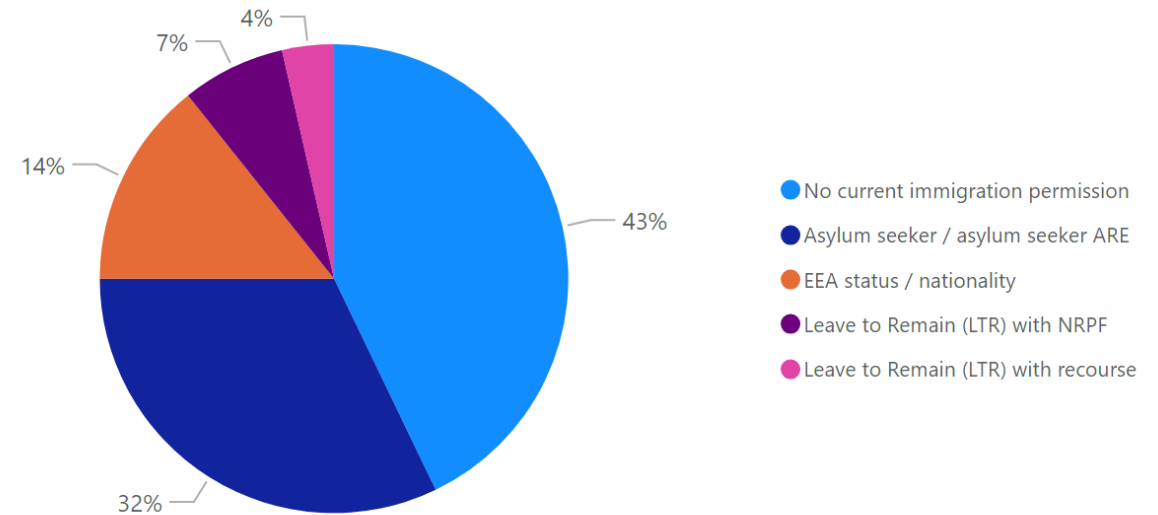
Immigration status - financially supported as end Q4

Immigration Status	Immigration Status Groups	Count	Percentage
Illegal entrant / Deception - claimed asylum	Asylum seeker / asylum seeker ARE	1	3.57%
Overstayer / Breach - claimed asylum	Asylum seeker / asylum seeker ARE	6	21.43%
Port Case	Asylum seeker / asylum seeker ARE	2	7.14%
Pre-settled status LTR (EUSS)	EEA status / nationality	4	14.29%
Leave to Enter as visitor - NRPF	Leave to Remain (LTR) with NRPF	1	3.57%
Limited leave with NRPF (10 year route)	Leave to Remain (LTR) with NRPF	1	3.57%
Discretionary Leave (DL) - other	Leave to Remain (LTR) with recourse	1	3.57%
Illegal entrant / Deception - did not claim asylum	No current immigration permission	3	10.71%
Overstayer / Breach - did not claim asylum	No current immigration permission	7	25.00%
Status not confirmed	No current immigration permission	2	7.14%
Total		28	100.00%

Summary of immigration status - supported as end Q4‡

Immigration Status Groups	Count	Percentage
Asylum seeker / asylum seeker ARE	9	32.14%
EEA status / nationality	4	14.29%
Leave to Remain (LTR) with NRPF	2	7.14%
Leave to Remain (LTR) with recourse	1	3.57%
No current immigration permission	12	42.86%
Total	28	100.00%

Summary of immigration status - supported as end Q4‡



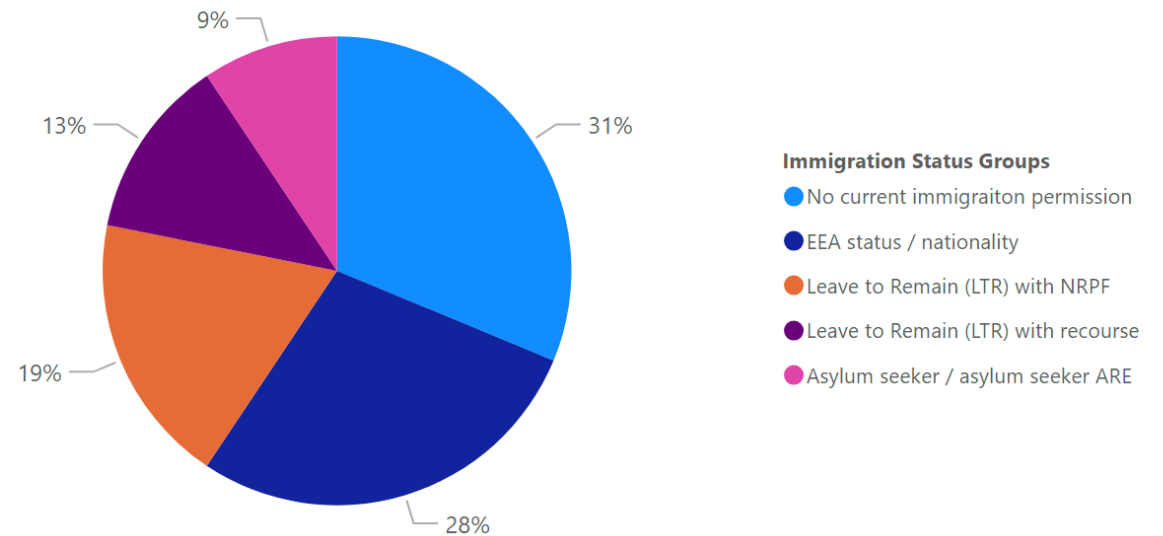
Immigration status - all referrals for the year

Immigration Status	Immigration Status Groups	Count	Percentage
In Country Asylum Seeker	Asylum seeker / asylum seeker ARE	1	3.03%
Overstayer / Breach - claimed asylum	Asylum seeker / asylum seeker ARE	1	3.03%
Port Case	Asylum seeker / asylum seeker ARE	1	3.03%
Awaiting first immigration check	Awaiting first immigration status check	1	3.03%
EEA / family member (resident Dec 20)- unlawfully present	EEA status / nationality	1	3.03%
EUSS application submitted pre-30 June 2021	EEA status / nationality	1	3.03%
Pre-settled status LTR (EUSS)	EEA status / nationality	6	18.18%
Settled status ILR (EUSS)	EEA status / nationality	1	3.03%
Leave to Enter as visitor - NRPF	Leave to Remain (LTR) with NRPF	1	3.03%
Limited leave with NRPF (10 year route)	Leave to Remain (LTR) with NRPF	1	3.03%
Limited leave with NRPF (other)	Leave to Remain (LTR) with NRPF	4	12.12%
DDV Concession	Leave to Remain (LTR) with recourse	1	3.03%
Indefinite Leave	Leave to Remain (LTR) with recourse	1	3.03%
Limited leave with recourse to public funds (following COC)	Leave to Remain (LTR) with recourse	1	3.03%
Limited leave with recourse to public funds (other)	Leave to Remain (LTR) with recourse	1	3.03%
Illegal entrant / Deception - did not claim asylum	No current immigration permission	3	9.09%
Overstayer / Breach - did not claim asylum	No current immigration permission	3	9.09%
Status not confirmed	No current immigration permission	4	12.12%
Total		33	100.00%

Immigration status - all referrals for the year‡

Immigration Status Groups	Count	Percentage
No current immigration permission	10	31.25%
EEA status / nationality	9	28.13%
Leave to Remain (LTR) with NRPF	6	18.75%
Leave to Remain (LTR) with recourse	4	12.50%
Asylum seeker / asylum seeker ARE	3	9.38%
Total	32	100.00%

Immigration status - all referrals for the year‡



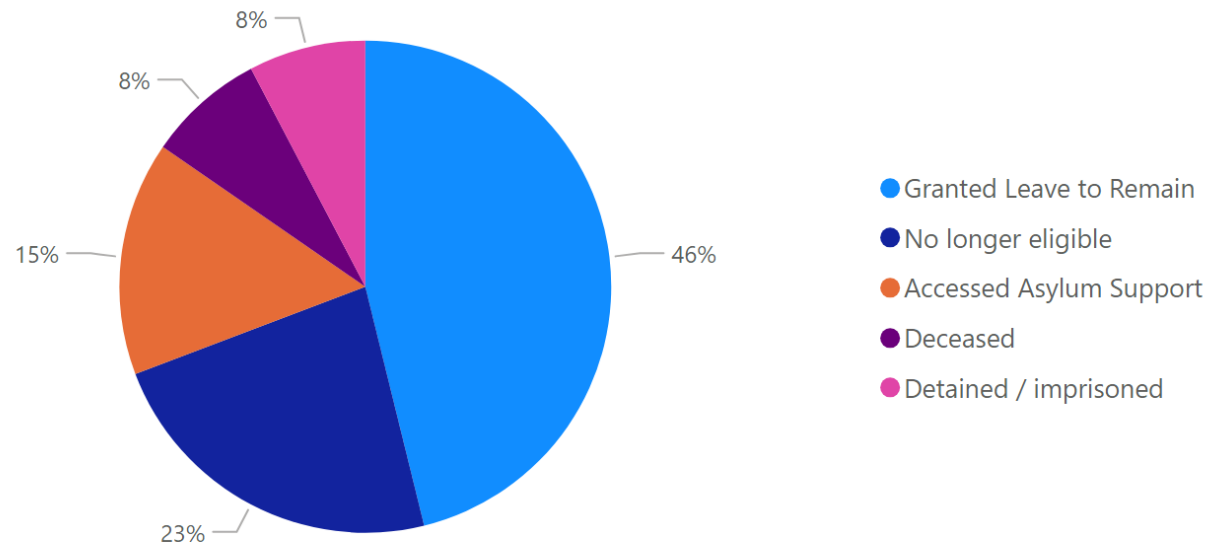
Closure reason - all closures in the year

Reason for closure	Count	Percentage	Avg days on support
Granted Leave to Remain	6	46%	318
No longer eligible	3	23%	176
Accessed Asylum Support	2	15%	1483
Deceased	1	8%	1241
Detained / imprisoned	1	8%	1075
Total	13	100%	594

Onward referral for those no longer eligible

Referral	Count	Avg days on support
Referred to borough where ordinary resident	1	506
Refuge accommodation (not LA funded)	1	16
Support accessed through friends / family	1	6
Total	3	176

Closure reason - all closures in the year



Families with Children in Need

Local authorities uploading financial data:

5 / 5 subscribers

Derby	Leicester	Northamptonshire
Nottingham City	Nottinghamshire	

Referrals and Supported Households

	Q1	Q2	Q3	Q4	Total
New referrals	54	78	81	73	286
New households taken on for support	16	21	16	16	69
Supported households closed	17	21	21	13	72

Time on support

	Q1	Q2	Q3	Q4
Average number of days on support†	401	346	344	357
Households supported for 1000 days†	6	3	2	2
1000 day households as % of total†	9%	5%	3%	3%

Support Costs

	Q1	Q2	Q3	Q4
Supported households†	66	66	61	64
Dependents of supported households†	131	119	99	109
Annual person-related cost†*	£223.4K	£252.0K	£209.3K	£202.1K
Annual property-related cost†*	£820.4K	£874.7K	£953.8K	£1.1M
Total annual cost†*	£1.0M	£1.1M	£1.2M	£1.3M
Average annual cost per household†*	£16.6K	£16.8K	£18.6K	£19.5K

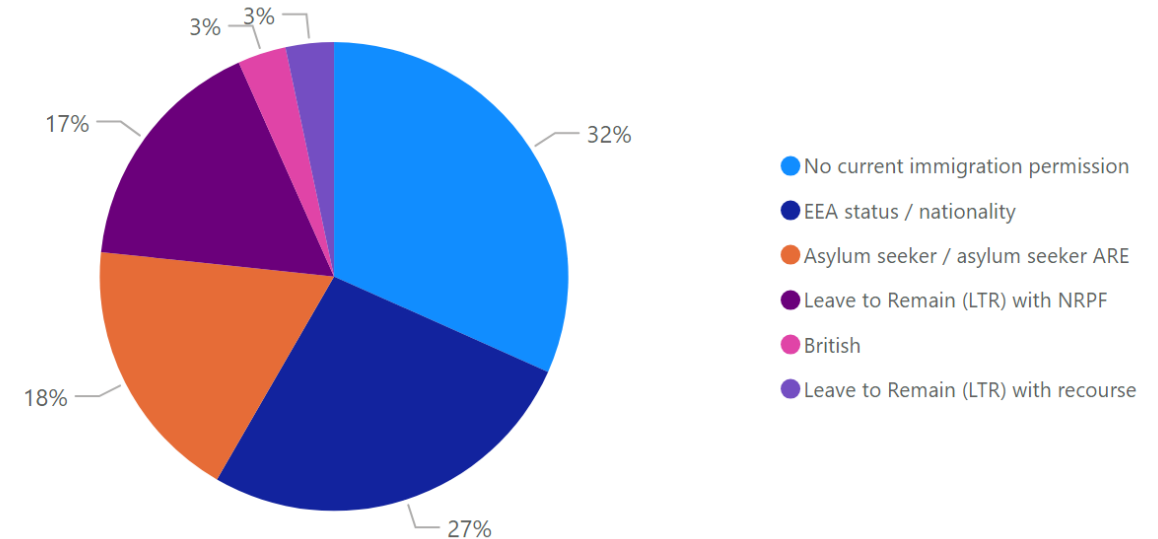
Immigration status - financially supported as end Q4

Immigration Status	Immigration Status Groups	Count	Percentage
Illegal entrant / Deception - claimed asylum	Asylum seeker / asylum seeker ARE	4	6.25%
In Country Asylum Seeker	Asylum seeker / asylum seeker ARE	1	1.56%
Overstayer / Breach - claimed asylum	Asylum seeker / asylum seeker ARE	6	9.38%
Awaiting first immigration check	Awaiting first immigration status check	4	6.25%
British	British	2	3.13%
EUSS application submitted after 30 June 2021	EEA status / nationality	1	1.56%
EUSS application submitted in time	EEA status / nationality	1	1.56%
EUSS application submitted pre-30 June 2021	EEA status / nationality	1	1.56%
Pre-settled status LTR (EUSS)	EEA status / nationality	13	20.31%
Leave to Enter as visitor - NRPF	Leave to Remain (LTR) with NRPF	2	3.13%
Limited leave with NRPF (10 year route)	Leave to Remain (LTR) with NRPF	3	4.69%
Limited leave with NRPF (other)	Leave to Remain (LTR) with NRPF	5	7.81%
DDV Concession	Leave to Remain (LTR) with recourse	2	3.13%
Overstayer / Breach - did not claim asylum	No current immigration permission	15	23.44%
Status not confirmed	No current immigration permission	4	6.25%
Total		64	100.00%

Summary of immigration status - supported as end Q4‡

Immigration Status Groups	Count	Percentage
Asylum seeker / asylum seeker ARE	11	18.33%
British	2	3.33%
EEA status / nationality	16	26.67%
Leave to Remain (LTR) with NRPF	10	16.67%
Leave to Remain (LTR) with recourse	2	3.33%
No current immigration permission	19	31.67%
Total	60	100.00%

Summary of immigration status - supported as end Q4‡



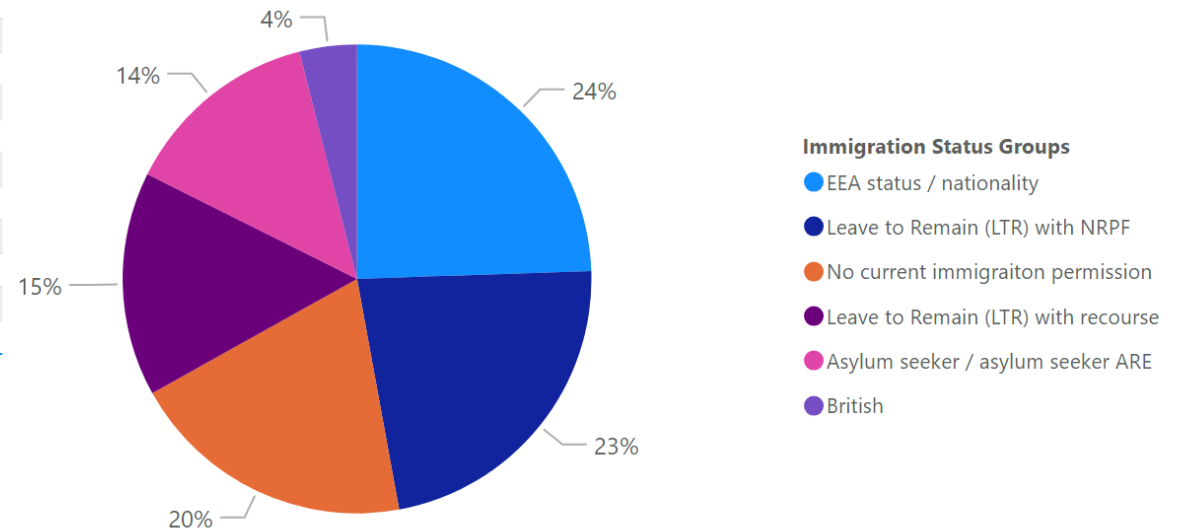
Immigration status - all referrals for the year

Immigration Status	Immigration Status Groups	Count	Percentage
Illegal entrant / Deception - claimed asylum	Asylum seeker / asylum seeker ARE	19	6.64%
In Country Asylum Seeker	Asylum seeker / asylum seeker ARE	3	1.05%
Overstay / Breach - claimed asylum	Asylum seeker / asylum seeker ARE	11	3.85%
Port Case	Asylum seeker / asylum seeker ARE	5	1.75%
Awaiting first immigration check	Awaiting first immigration status check	8	2.80%
British	British	11	3.85%
EEA / family member (resident Dec 20)- unlawfully present	EEA status / nationality	3	1.05%
EUSS application submitted after 30 June 2021	EEA status / nationality	4	1.40%
EUSS application submitted in time	EEA status / nationality	1	0.35%
EUSS application submitted out of time	EEA status / nationality	1	0.35%
EUSS application submitted pre-30 June 2021	EEA status / nationality	2	0.70%
Pre-settled status LTR (EUSS)	EEA status / nationality	41	14.34%
Settled status ILR (EUSS)	EEA status / nationality	16	5.59%
Leave to Enter as visitor - NRPF	Leave to Remain (LTR) with NRPF	6	2.10%
Limited leave with NRPF (10 year route)	Leave to Remain (LTR) with NRPF	14	4.90%
Limited leave with NRPF (other)	Leave to Remain (LTR) with NRPF	43	15.03%
DDV Concession	Leave to Remain (LTR) with recourse	10	3.50%
Indefinite Leave	Leave to Remain (LTR) with recourse	12	4.20%
Limited leave with recourse to public funds (10 year route)	Leave to Remain (LTR) with recourse	2	0.70%
Limited leave with recourse to public funds (following COC)	Leave to Remain (LTR) with recourse	4	1.40%
Limited leave with recourse to public funds (other)	Leave to Remain (LTR) with recourse	8	2.80%
Refugee Status	Leave to Remain (LTR) with recourse	7	2.45%
Illegal entrant / Deception - did not claim asylum	No current immigration permission	1	0.35%
Overstay / Breach - did not claim asylum	No current immigration permission	26	9.09%
Status not confirmed	No current immigration permission	28	9.79%
Total		286	100.00%

Immigration status - all referrals for the year‡

Immigration Status Groups	Count	Percentage
EEA status / nationality	68	24.46%
Leave to Remain (LTR) with NRPF	63	22.66%
No current immigration permission	55	19.78%
Leave to Remain (LTR) with recourse	43	15.47%
Asylum seeker / asylum seeker ARE	38	13.67%
British	11	3.96%
Total	278	100.00%

Immigration status - all referrals for the year‡



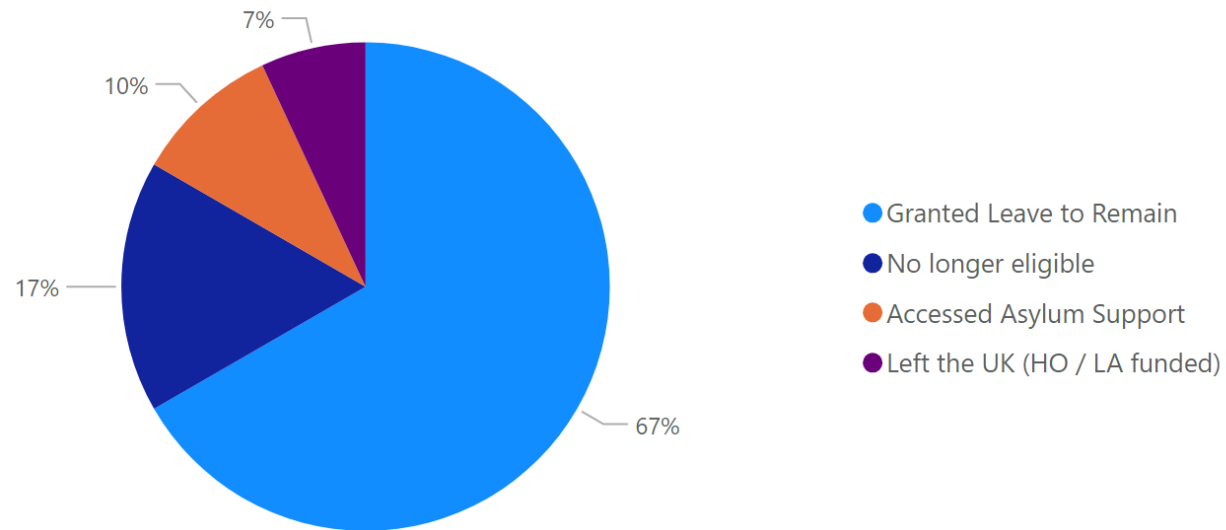
Closure reason - all closures in the year

Reason for closure	Count	Percentage	Avg days on support
Granted Leave to Remain	48	67%	388
No longer eligible	12	17%	470
Accessed Asylum Support	7	10%	300
Left the UK (HO / LA funded)	5	7%	212
Total	72	100%	381

Onward referral for those no longer eligible

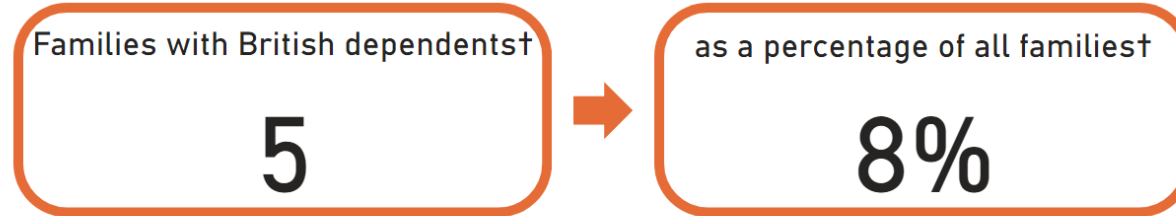
Referral	Count	Avg days on support
Support accessed through friends / family	6	219
Mainstream benefits and housing services	3	522
Referred to borough where ordinary resident	2	868
Employment	1	1023
Total	12	470

Closure reason - all closures in the year

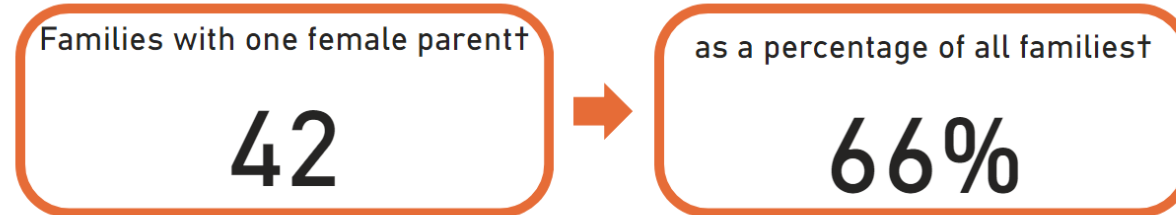
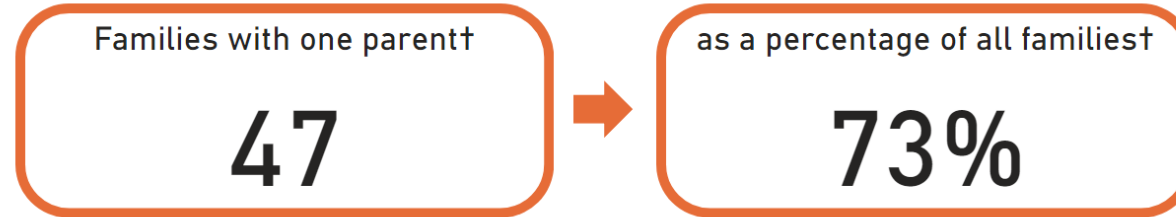


Following requests from our members, we have calculated the following figures:

Families with British Dependents



Single Parent Families



Looked after Children and Care Leavers

Local authorities uploading financial data:

3 / 5 subscribers

Leicester

Northamptonshire

Nottinghamshire

Referrals and Supported Households

	Q1	Q2	Q3	Q4	Total
New cases taken on for support	16	14	16	4	50
New cases	27	45	35	29	136
Cases closed	58	20	128	6	212

Open Cases

	Q1	Q2	Q3	Q4
Open cases [†]	520	533	456	473
Open cases under age of 18 [†]	138	150	146	143
Open cases aged 18-20 [†]	204	216	205	232
Open cases aged 21-24 [†]	178	167	105	105

Support Costs

	Q1	Q2	Q3	Q4
Financially supported cases [†]	146	159	151	153
Annual person-related cost ^{†*}	£247.22K	£245.37K	£226.53K	£258.93K
Annual property-related cost ^{†*}	£4M	£4.43M	£4.95M	£4.88M
Total annual cost ^{†*}	£4.25M	£4.68M	£5.17M	£5.14M
Average annual cost per case ^{†*}	£27.81K	£29.41K	£31.47K	£33.63K

Immigration status - open cases as end Q4

Immigration Status	Immigration Status Groups	Count	Percentage
Awaiting first immigration check	Awaiting first immigration status check	3	0.63%
EEA national	EEA status / nationality	1	0.21%
EUSS application submitted pre-30 June 2021	EEA status / nationality	2	0.42%
Family member of EEA national	EEA status / nationality	1	0.21%
Humanitarian Protection	Leave to Remain (LTR) with recourse	3	0.63%
Illegal entrant / Deception - claimed asylum	Asylum seeker / asylum seeker ARE	254	53.70%
Illegal entrant / Deception - did not claim asylum	No current immigration permission	28	5.92%
In Country Asylum Seeker	Asylum seeker / asylum seeker ARE	24	5.07%
Indefinite Leave	Leave to Remain (LTR) with recourse	4	0.85%
Leave to Enter as visitor - NRPF	Leave to Remain (LTR) with NRPF	1	0.21%
Limited leave with NRPF (other)	Leave to Remain (LTR) with NRPF	1	0.21%
Limited leave with recourse to public funds (other)	Leave to Remain (LTR) with recourse	7	1.48%
No record held by Home Office	No current immigration permission	11	2.33%
Overstayer / Breach - claimed asylum	Asylum seeker / asylum seeker ARE	12	2.54%
Overstayer / Breach - did not claim asylum	No current immigration permission	5	1.06%
Port Case	Asylum seeker / asylum seeker ARE	9	1.90%
Pre-settled status LTR (EUSS)	EEA status / nationality	1	0.21%
Refugee Status	Leave to Remain (LTR) with recourse	42	8.88%
Settled status ILR (EUSS)	EEA status / nationality	2	0.42%
Status not confirmed	No current immigration permission	58	12.26%
UASC leave	Leave to Remain (LTR) with recourse	4	0.85%
Total		473	100.00%

Summary of immigration status - open cases as end Q4‡

Immigration Status Groups	Count	Percentage
Asylum seeker / asylum seeker ARE	299	63.62%
No current immigration permission	102	21.70%
Leave to Remain (LTR) with recourse	60	12.77%
EEA status / nationality	7	1.49%
Leave to Remain (LTR) with NRPF	2	0.43%
Total	470	100.00%

Summary of immigration status - open cases as end Q4‡

