



NRPF Connect Data Report 2022/23

West Midlands

What is the NRPF Connect data report 2022/23?

This data report collates and analyses the data recorded by councils in the West Midlands using NRPF Connect in the 2022/23 financial year. It provides a snapshot of referrals made and the support provided by social care services around the UK for people with no recourse to public funds (NRPF). The data is used to inform policy recommendations.

What is NRPF Connect?

NRPF Connect is the national database and case management tool for councils to record details of households with NRPF that are being provided with accommodation and/or financial support by social services, hosted by the NRPF Network.

What support is recorded on NRPF Connect?

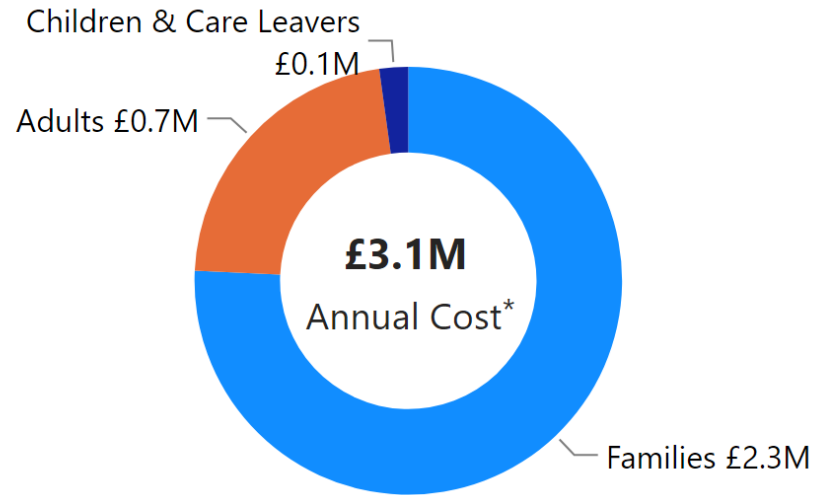
Councils can provide accommodation and financial support to people who are excluded from claiming benefits and mainstream housing assistance when statutory duties are engaged under social care legislation. Local authorities across the UK record the social care services they provide to families, adults with care needs, and care leavers with no recourse to public funds (NRPF). You can read more about NRPF support on the [NRPF Network website](#).

Notes on the data

- "Adults" refers to adults with care needs provided with support under S18(1) Care Act 2014, S19(1) Care Act 2014, S12 Social Work (Scotland) Act 1968, P7 Housing Act 1996, S1 Localism Act 2011, or S117 Mental Health Act 1983.
- "Families" refers to families with a child in need with support under S17 Children Act 1989 or S22 Children (Scotland) Act 1995.
- "Children and care leavers" refers to looked after children and young people leaving care supported under Children (Leaving Care) Act 2000, S20 Children Act 1989, S25 Children (Scotland) Act 1995, or S29 & S30 Children (Scotland) Act 1995.
- "Support costs" relate to accommodation and financial support (subsistence) costs only, and do not include staffing or other costs incurred by councils delivering support to NRPF households.
- Data was last downloaded from NRPF Connect on 05/12/2023

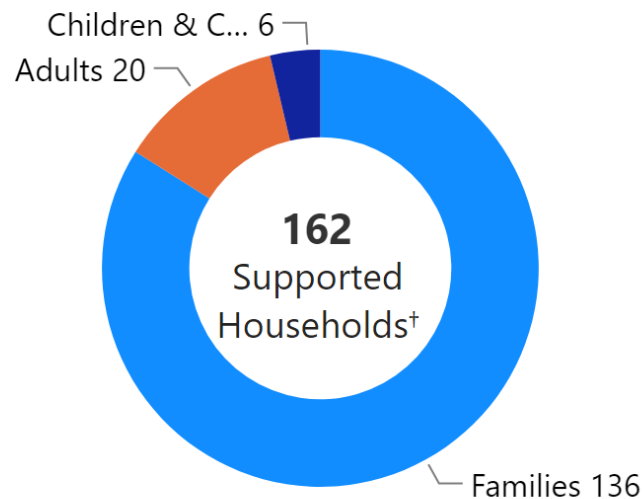
Key

- * - Weekly cost at end of quarter/year x 52
- † - For supported cases open at end of quarter/year
- ‡ - Those awaiting a first immigration check have been removed from the summary



Support ended due to grant of Leave to Remain

Adults	Families
50%	69%



Average days on support†

Adults	Families
1K	614

Adults with care and support needs

Local authorities uploading financial data:

4 / 7 subscribers

Birmingham	Stoke	Walsall
Wolverhampton		

Referrals and Supported Households

	Q1	Q2	Q3	Q4	Total
New referrals	32	39	36	48	155
New households taken on for support	2	1	1	2	6
Supported households closed	3	1	(Blank)	(Blank)	4

Time on support

	Q1	Q2	Q3	Q4
Average number of days on support†	1K	1K	1K	1K
Households supported for 1000 days†	9	8	9	9
1000 day households as % of total†	53%	47%	50%	45%

Support Costs

	Q1	Q2	Q3	Q4
Supported households†	17	17	18	20
Dependents of supported households†	1	1	1	1
Total weekly cost †	£5.6K	£7.7K	£9.5K	£13.0K
Average annual cost per household†*	£17.1K	£23.4K	£27.4K	£33.8K
Total annual cost†*	£290.6K	£398.2K	£492.4K	£676.0K

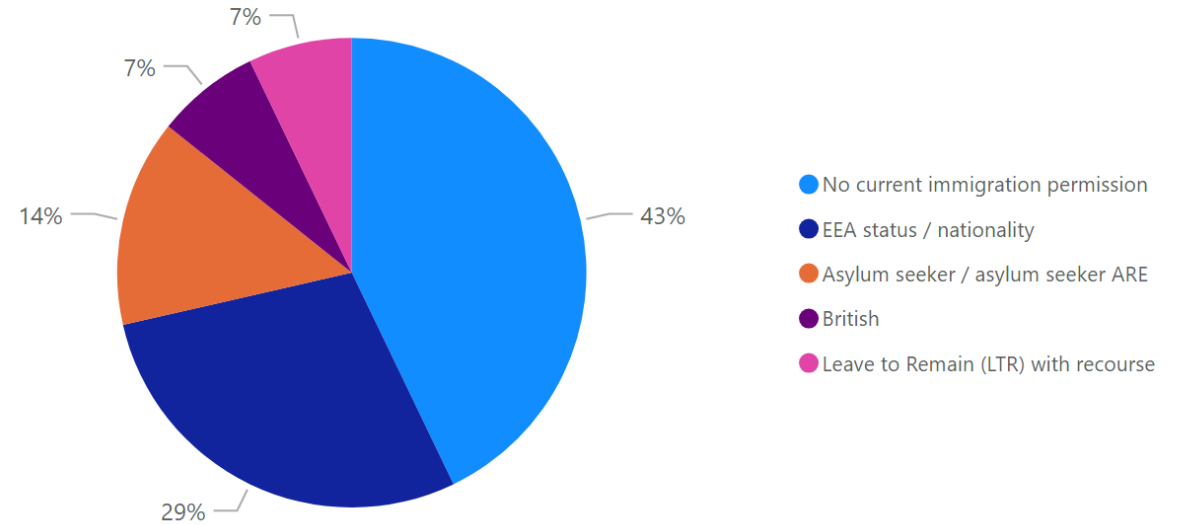
Immigration status - financially supported as of 31 March 2023

Immigration Status	Immigration Status Groups	Count	Percentage
Illegal entrant / Deception - claimed asylum	Asylum seeker / asylum seeker ARE	1	5%
Overstay / Breach - claimed asylum	Asylum seeker / asylum seeker ARE	1	5%
Awaiting first immigration check	Awaiting first immigration check	6	30%
British	British	1	5%
EEA / family member (resident Dec 20)- unlawfully present	EEA status / nationality	1	5%
EEA national	EEA status / nationality	1	5%
Settled status ILR (EUSS)	EEA status / nationality	2	10%
DDV Concession	Leave to Remain (LTR) with recourse	1	5%
Overstay / Breach - did not claim asylum	No current immigration permission	5	25%
Status not confirmed	No current immigration permission	1	5%
Total		20	100%

Summary of immigration status - supported as of 31 March 2023†

Immigration Status Groups	Count	Percentage
No current immigration permission	6	43%
EEA status / nationality	4	29%
Asylum seeker / asylum seeker ARE	2	14%
British	1	7%
Leave to Remain (LTR) with recourse	1	7%
Total	14	100%

Summary of immigration status - supported as of 31 March 2023†



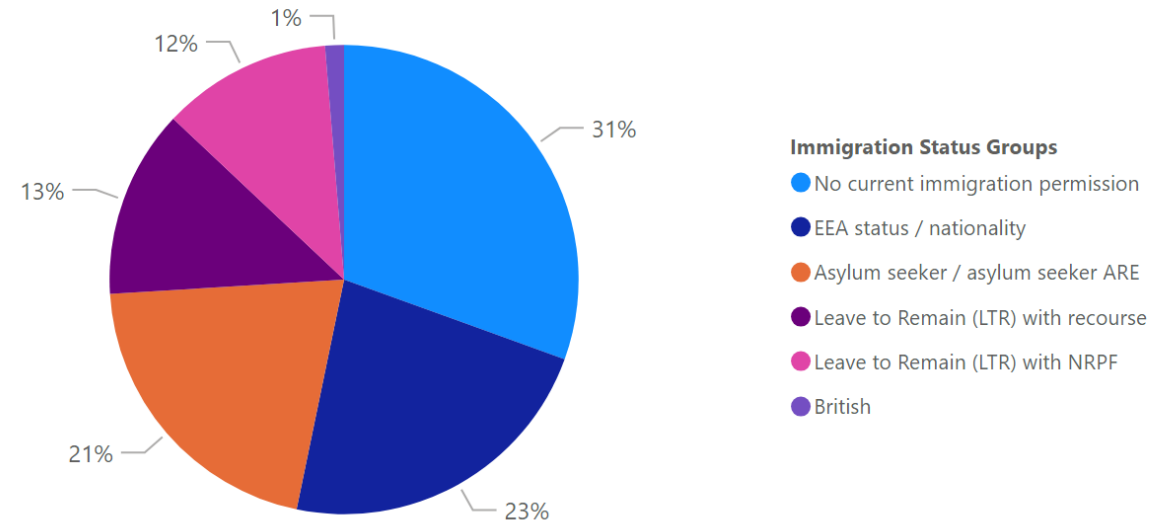
Immigration status - all referrals for the year

Immigration Status	Immigration Status Groups	Count	Percentage
Illegal entrant / Deception - claimed asylum	Asylum seeker / asylum seeker ARE	19	12%
In Country Asylum Seeker	Asylum seeker / asylum seeker ARE	3	2%
Overstay / Breach - claimed asylum	Asylum seeker / asylum seeker ARE	10	6%
Awaiting first immigration check	Awaiting first immigration check	1	1%
British	British	2	1%
EEA / family member (resident Dec 20)- unlawfully present	EEA status / nationality	12	8%
EEA family permit	EEA status / nationality	1	1%
EUSS application submitted pre-30 June 2021	EEA status / nationality	1	1%
Pre-settled status LTR (EUSS)	EEA status / nationality	15	10%
Settled status ILR (EUSS)	EEA status / nationality	6	4%
Hong Kong BN(O) Visa	Leave to Remain (LTR) with NRPF	1	1%
Leave to Enter as visitor - NRPF	Leave to Remain (LTR) with NRPF	3	2%
Limited leave with NRPF (10 year route)	Leave to Remain (LTR) with NRPF	2	1%
Limited leave with NRPF (other)	Leave to Remain (LTR) with NRPF	12	8%
Indefinite Leave	Leave to Remain (LTR) with recourse	7	5%
Limited leave with recourse to public funds (10 year route)	Leave to Remain (LTR) with recourse	2	1%
Limited leave with recourse to public funds (following COC)	Leave to Remain (LTR) with recourse	1	1%
Limited leave with recourse to public funds (other)	Leave to Remain (LTR) with recourse	7	5%
Refugee Status	Leave to Remain (LTR) with recourse	3	2%
Overstay / Breach - did not claim asylum	No current immigration permission	22	14%
Status not confirmed	No current immigration permission	25	16%
Total		155	100%

Immigration status - all referrals for the year‡

Immigration Status Groups	Count	Percentage
No current immigration permission	47	31%
EEA status / nationality	35	23%
Asylum seeker / asylum seeker ARE	32	21%
Leave to Remain (LTR) with recourse	20	13%
Leave to Remain (LTR) with NRPF	18	12%
British	2	1%
Total	154	100%

Immigration status - all referrals for the year‡



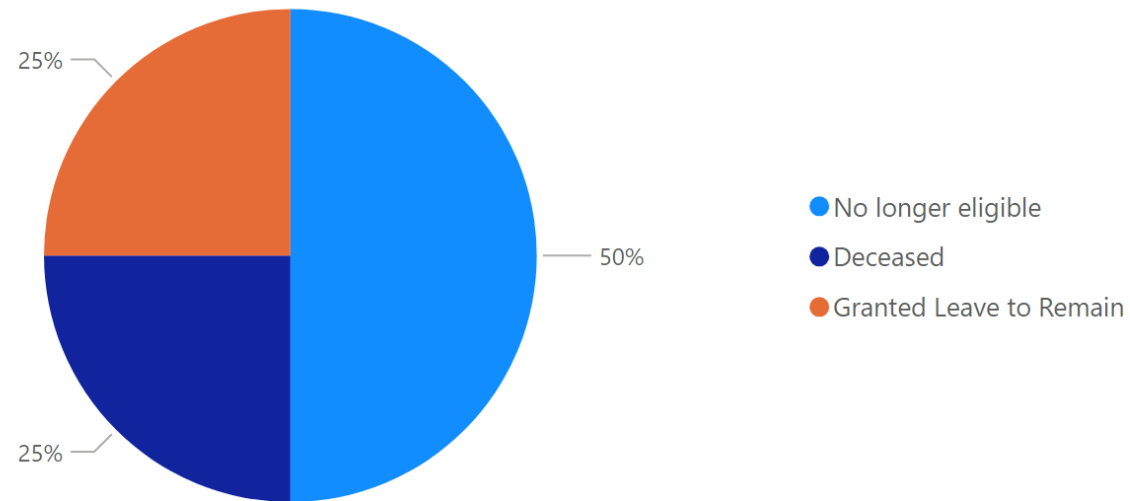
Closure reason - all closures in the year

Reason for closure	Count	Percentage	Avg days on support
No longer eligible	2	50%	3156
Deceased	1	25%	1809
Granted Leave to Remain	1	25%	1094
Total	4	100%	2304

Onward referral for those no longer eligible

Referral	Count	Avg days on support
Employment	1	2295
Support accessed through friends / family	1	4016
Total	2	3156

Closure reason - all closures in the year



Families with Children in Need

Local authorities uploading financial data:

6 / 8 subscribers

Birmingham	Coventry	Dudley
Walsall	Warwickshire	Wolverhampton

Referrals and Supported Households

	Q1	Q2	Q3	Q4	Total
New referrals	83	63	90	83	319
New households taken on for support	30	24	35	28	117
Supported households closed	20	14	23	40	97

Time on support

	Q1	Q2	Q3	Q4
Average number of days on support†	659	642	626	614
Households supported for 1000 days†	30	30	34	30
1000 day households as % of total†	24%	22%	23%	22%

Support Costs

	Q1	Q2	Q3	Q4
Supported households†	127	136	148	136
Dependents of supported households†	192	213	246	226
Total weekly cost †	£38.2K	£41.7K	£47.0K	£44.6K
Average annual cost per household†*	£15.6K	£15.9K	£16.5K	£17.1K
Total annual cost†*	£2.0M	£2.2M	£2.4M	£2.3M

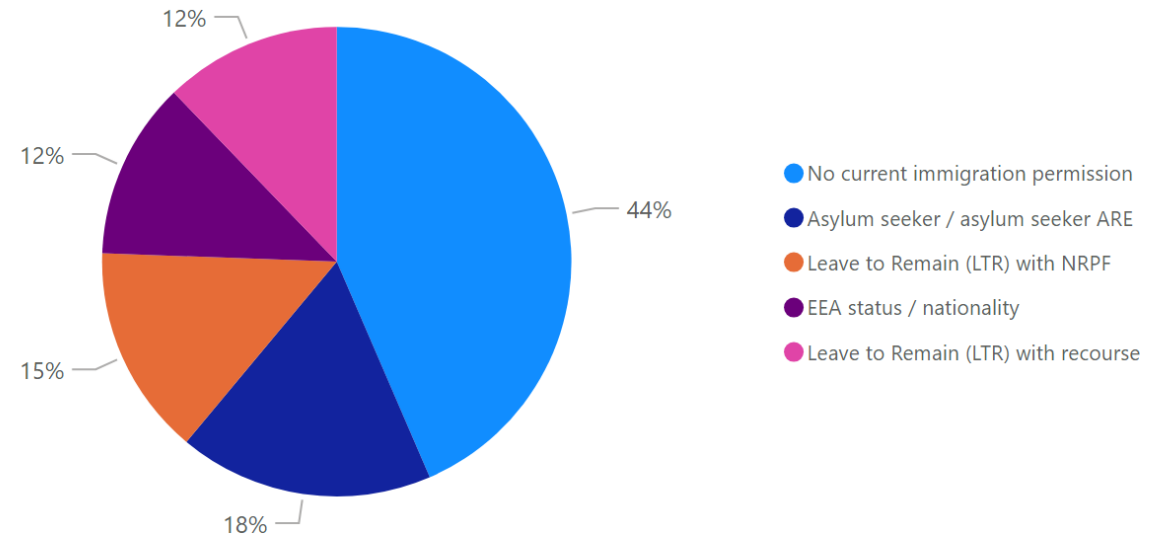
Immigration status - financially supported as of 31 March 2023

Immigration Status	Immigration Status Groups	Count	Percentage
Illegal entrant / Deception - claimed asylum	Asylum seeker / asylum seeker ARE	8	6%
In Country Asylum Seeker	Asylum seeker / asylum seeker ARE	1	1%
Overstayer / Breach - claimed asylum	Asylum seeker / asylum seeker ARE	14	10%
Awaiting first immigration check	Awaiting first immigration check	5	4%
EEA / family member (resident Dec 20)- unlawfully present	EEA status / nationality	8	6%
EUSS application submitted pre-30 June 2021	EEA status / nationality	1	1%
Pre-settled status LTR (EUSS)	EEA status / nationality	6	4%
Settled status ILR (EUSS)	EEA status / nationality	1	1%
Leave to Enter as visitor - NRPF	Leave to Remain (LTR) with NRPF	3	2%
Limited leave with NRPF (10 year route)	Leave to Remain (LTR) with NRPF	4	3%
Limited leave with NRPF (other)	Leave to Remain (LTR) with NRPF	12	9%
DDV Concession	Leave to Remain (LTR) with recourse	1	1%
Indefinite Leave	Leave to Remain (LTR) with recourse	1	1%
Limited leave with recourse to public funds (10 year route)	Leave to Remain (LTR) with recourse	10	7%
Limited leave with recourse to public funds (following COC)	Leave to Remain (LTR) with recourse	2	1%
Limited leave with recourse to public funds (other)	Leave to Remain (LTR) with recourse	2	1%
No record held by Home Office	No current immigration permission	1	1%
Overstayer / Breach - did not claim asylum	No current immigration permission	51	38%
Status not confirmed	No current immigration permission	5	4%
Total		136	100%

Summary of immigration status - supported as of 31 March 2023†

Immigration Status Groups	Count	Percentage
No current immigration permission	57	44%
Asylum seeker / asylum seeker ARE	23	18%
Leave to Remain (LTR) with NRPF	19	15%
EEA status / nationality	16	12%
Leave to Remain (LTR) with recourse	16	12%
Total	131	100%

Summary of immigration status - supported as of 31 March 2023†



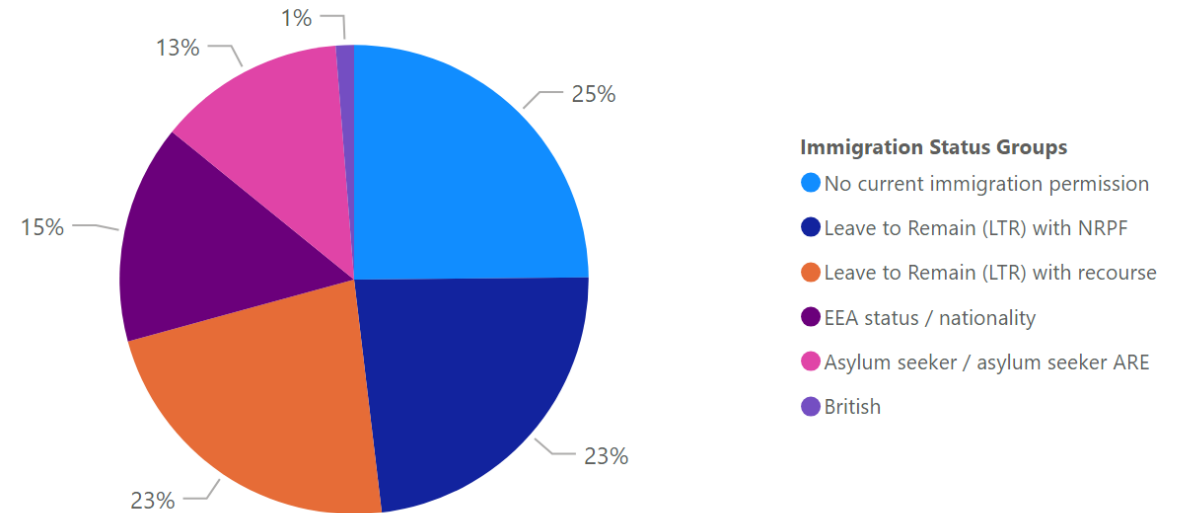
Immigration status - all referrals for the year

Immigration Status	Immigration Status Groups	Count	Percentage
Illegal entrant / Deception - claimed asylum	Asylum seeker / asylum seeker ARE	24	8%
In Country Asylum Seeker	Asylum seeker / asylum seeker ARE	3	1%
Overstay / Breach - claimed asylum	Asylum seeker / asylum seeker ARE	11	3%
Port Case	Asylum seeker / asylum seeker ARE	3	1%
Awaiting first immigration check	Awaiting first immigration check	1	0%
British	British	4	1%
EEA / family member (resident Dec 20)- unlawfully present	EEA status / nationality	13	4%
EUSS application submitted pre-30 June 2021	EEA status / nationality	4	1%
Pre-settled status LTR (EUSS)	EEA status / nationality	22	7%
Settled status ILR (EUSS)	EEA status / nationality	9	3%
Leave to Enter as visitor - NRPF	Leave to Remain (LTR) with NRPF	7	2%
Limited leave with NRPF (10 year route)	Leave to Remain (LTR) with NRPF	19	6%
Limited leave with NRPF (other)	Leave to Remain (LTR) with NRPF	48	15%
DDV Concession	Leave to Remain (LTR) with recourse	25	8%
Discretionary Leave (DL) - other	Leave to Remain (LTR) with recourse	1	0%
Indefinite Leave	Leave to Remain (LTR) with recourse	10	3%
Limited leave with recourse to public funds (10 year route)	Leave to Remain (LTR) with recourse	19	6%
Limited leave with recourse to public funds (following COC)	Leave to Remain (LTR) with recourse	5	2%
Limited leave with recourse to public funds (other)	Leave to Remain (LTR) with recourse	8	3%
Refugee Status	Leave to Remain (LTR) with recourse	4	1%
Illegal entrant / Deception - did not claim asylum	No current immigration permission	2	1%
Overstay / Breach - did not claim asylum	No current immigration permission	52	16%
Status not confirmed	No current immigration permission	25	8%
Total		319	100%

Immigration status - all referrals for the year‡

Immigration Status Groups	Count	Percentage
No current immigration permission	79	25%
Leave to Remain (LTR) with NRPF	74	23%
Leave to Remain (LTR) with recourse	72	23%
EEA status / nationality	48	15%
Asylum seeker / asylum seeker ARE	41	13%
British	4	1%
Total	318	100%

Immigration status - all referrals for the year‡



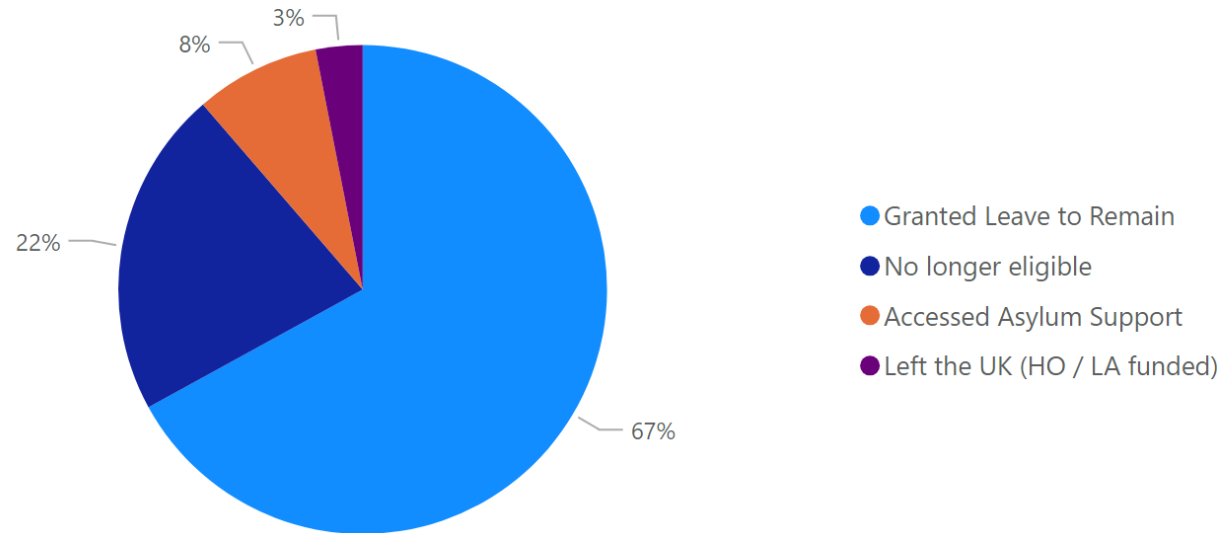
Closure reason - all closures in the year

Reason for closure	Count	Percentage	Avg days on support
Granted Leave to Remain	65	67%	608
No longer eligible	21	22%	218
Accessed Asylum Support	8	8%	259
Left the UK (HO / LA funded)	3	3%	232
Total	97	100%	483

Onward referral for those no longer eligible

Referral	Count	Avg days on support
Support accessed through friends / family	9	338
Mainstream benefits and housing services	5	151
Referred to borough where ordinary resident	3	126
Employment	2	37
Refuge accommodation (not LA funded)	2	162
Total	21	218

Closure reason - all closures in the year



Looked after Children and Care Leavers

Local authorities uploading financial data:

2 / 7 subscribers

Birmingham

Telford and Wrekin

Referrals and Supported Households

	Q1	Q2	Q3	Q4	Total
New households taken on for support	(Blank)	(Blank)	(Blank)	(Blank)	(Blank)
New households added	8	4	9	5	26
Households closed	7	7	10	8	32

Open Households

	Q1	Q2	Q3	Q4
Open households†	64	61	58	59
Open households under age of 18†	5	3	2	2
Open households aged 18-20†	24	25	19	14
Open households aged 21-24†	35	33	37	43

Support Costs

	Q1	Q2	Q3	Q4
Financially supported households†	8	7	6	6
Total weekly cost†	£1.7K	£1.5K	£1.3K	£1.3K
Average annual cost per household†*	£11.0K	£11.1K	£11.1K	£11.1K
Total annual cost†*	£88.2K	£77.4K	£66.6K	£66.6K

Immigration status - open cases as of 31 March 2023

Immigration Status	Immigration Status Groups	Count	Percentage
EEA national	EEA status / nationality	2	3%
EEA national - no record on HO systems	EEA status / nationality	1	2%
Illegal entrant / Deception - claimed asylum	Asylum seeker / asylum seeker ARE	28	47%
Illegal entrant / Deception - did not claim asylum	No current immigration permission	1	2%
In Country Asylum Seeker	Asylum seeker / asylum seeker ARE	2	3%
Limited leave with NRPF (other)	Leave to Remain (LTR) with NRPF	2	3%
Limited leave with recourse to public funds (other)	Leave to Remain (LTR) with recourse	1	2%
No record held by Home Office	No current immigration permission	5	8%
Overstay / Breach - claimed asylum	Asylum seeker / asylum seeker ARE	8	14%
Overstay / Breach - did not claim asylum	No current immigration permission	4	7%
Pre-settled status LTR (EUSS)	EEA status / nationality	1	2%
Refugee Status	Leave to Remain (LTR) with recourse	2	3%
Status not confirmed	No current immigration permission	1	2%
UASC leave	Leave to Remain (LTR) with recourse	1	2%
Total		59	100%

Summary of immigration status - open cases as of 31 March 2023

Immigration Status Groups	Count	Percentage
Asylum seeker / asylum seeker ARE	38	64%
No current immigration permission	11	19%
EEA status / nationality	4	7%
Leave to Remain (LTR) with recourse	4	7%
Leave to Remain (LTR) with NRPF	2	3%
Total	59	100%

Summary of immigration status - open cases as of 31 March 2023

