



NRPF Connect Data Report 2022/23

East Midlands

What is the NRPF Connect data report 2022/23?

This data report collates and analyses the data recorded by councils in the East Midlands using NRPF Connect in the 2022/23 financial year. It provides a snapshot of referrals made and the support provided by social care services around the UK for people with no recourse to public funds (NRPF). The data is used to inform policy recommendations.

What is NRPF Connect?

NRPF Connect is the national database and case management tool for councils to record details of households with NRPF that are being provided with accommodation and/or financial support by social services, hosted by the NRPF Network.

What support is recorded on NRPF Connect?

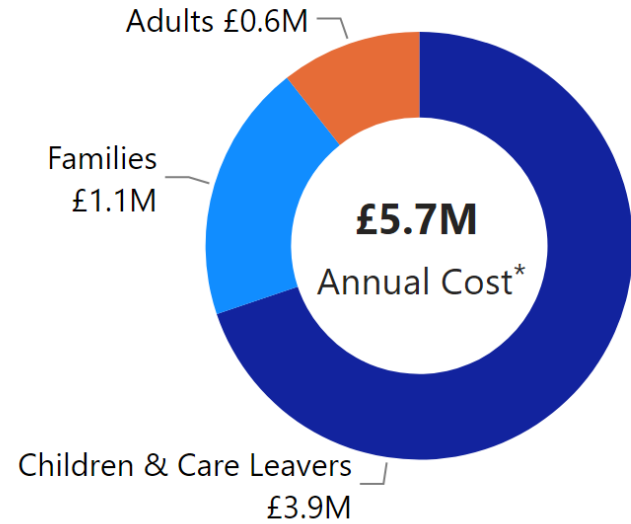
Councils can provide accommodation and financial support to people who are excluded from claiming benefits and mainstream housing assistance when statutory duties are engaged under social care legislation. Local authorities across the UK record the social care services they provide to families, adults with care needs, and care leavers with no recourse to public funds (NRPF). You can read more about NRPF support on the [NRPF Network website](#).

Notes on the data

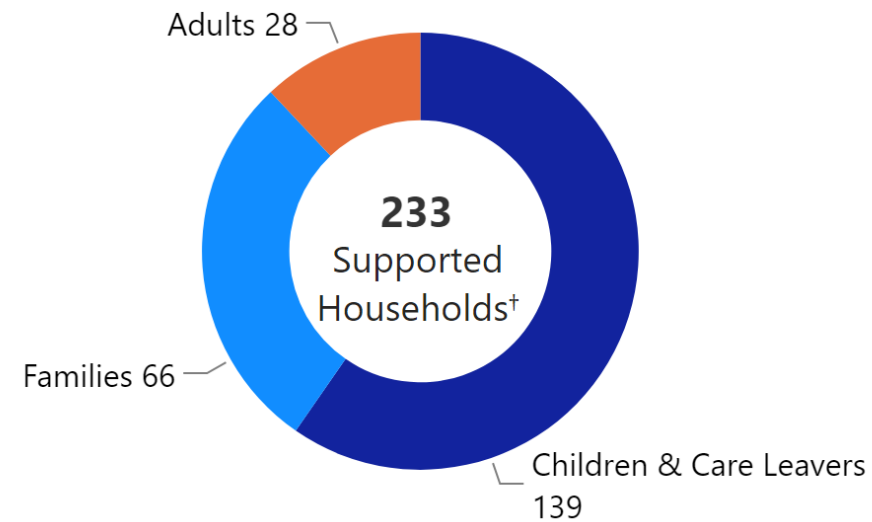
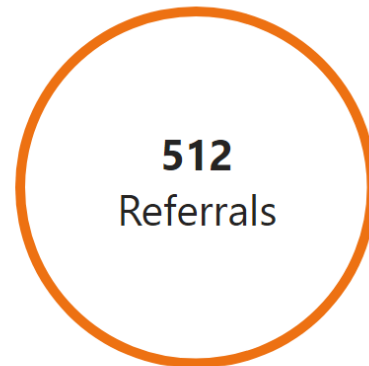
- “Adults” refers to adults with care needs provided with support under S18(1) Care Act 2014, S19(1) Care Act 2014, S12 Social Work (Scotland) Act 1968, P7 Housing Act 1996, S1 Localism Act 2011, or S117 Mental Health Act 1983.
- “Families” refers to families with a child in need with support under S17 Children Act 1989 or S22 Children (Scotland) Act 1995.
- “Children and care leavers” refers to looked after children and young people leaving care supported under Children (Leaving Care) Act 2000, S20 Children Act 1989, S25 Children (Scotland) Act 1995, or S29 & S30 Children (Scotland) Act 1995.
- “Support costs” relate to accommodation and financial support (subsistence) costs only, and do not include staffing or other costs incurred by councils delivering support to NRPF households.
- Data was last downloaded from NRPF Connect on 05/12/2023

Key

- * - Weekly cost at end of quarter/year x 52
- † - For supported cases open at end of quarter/year
- ‡ - Those awaiting a first immigration check have been removed from the summary



Support ended due to grant of Leave to Remain	
Adults	Families
55%	69%



Average days on support†	
Adults	Families
968	399

Adults with care and support needs

Local authorities uploading financial data:

2 / 5 subscribers

Derby

Leicester

Referrals and Supported Households

	Q1	Q2	Q3	Q4	Total
New referrals	19	18	10	14	61
New households taken on for support	5	2	3	2	12
Supported households closed	2	2	2	5	11

Time on support

	Q1	Q2	Q3	Q4
Average number of days on support†	801	826	880	968
Households supported for 1000 days†	7	6	7	9
1000 day households as % of total†	23%	20%	23%	32%

Support Costs

	Q1	Q2	Q3	Q4
Supported households†	30	30	31	28
Dependents of supported households†	4	4	5	5
Total weekly cost †	£12.2K	£12.7K	£13.2K	£11.6K
Average annual cost per household†*	£21.2K	£22.1K	£22.1K	£21.5K
Total annual cost†*	£635.2K	£662.7K	£686.1K	£601.3K

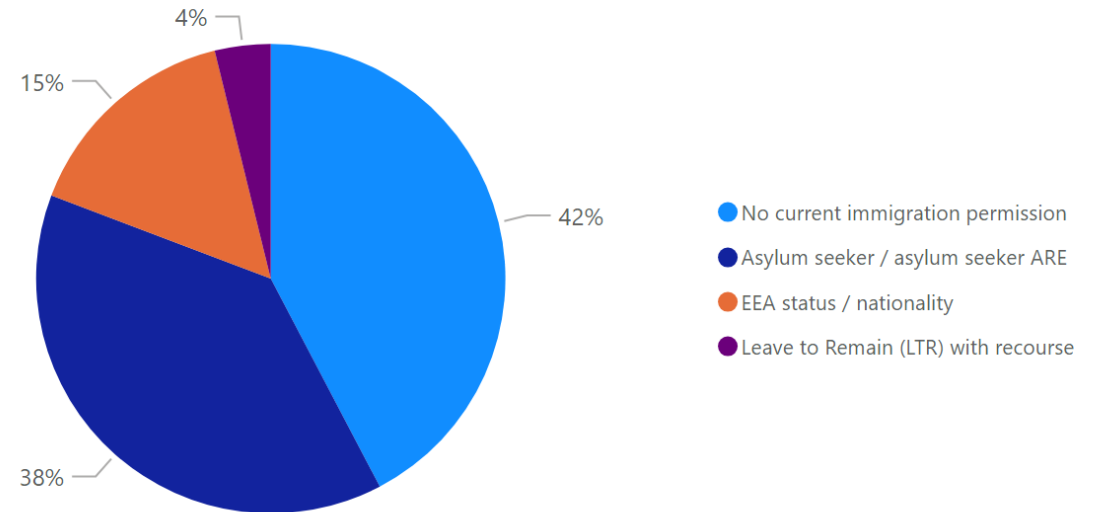
Immigration status - financially supported as of 31 March 2023

Immigration Status	Immigration Status Groups	Count	Percentage
Illegal entrant / Deception - claimed asylum	Asylum seeker / asylum seeker ARE	2	7%
Overstay / Breach - claimed asylum	Asylum seeker / asylum seeker ARE	7	25%
Port Case	Asylum seeker / asylum seeker ARE	1	4%
Awaiting first immigration check	Awaiting first immigration check	2	7%
Pre-settled status LTR (EUSS)	EEA status / nationality	4	14%
Limited leave with recourse to public funds (10 year route)	Leave to Remain (LTR) with recourse	1	4%
Illegal entrant / Deception - did not claim asylum	No current immigration permission	2	7%
Overstay / Breach - did not claim asylum	No current immigration permission	7	25%
Status not confirmed	No current immigration permission	2	7%
Total		28	100%

Summary of immigration status - supported as of 31 March 2023†

Immigration Status Groups	Count	Percentage
No current immigration permission	11	42%
Asylum seeker / asylum seeker ARE	10	38%
EEA status / nationality	4	15%
Leave to Remain (LTR) with recourse	1	4%
Total	26	100%

Summary of immigration status - supported as of 31 March 2023†



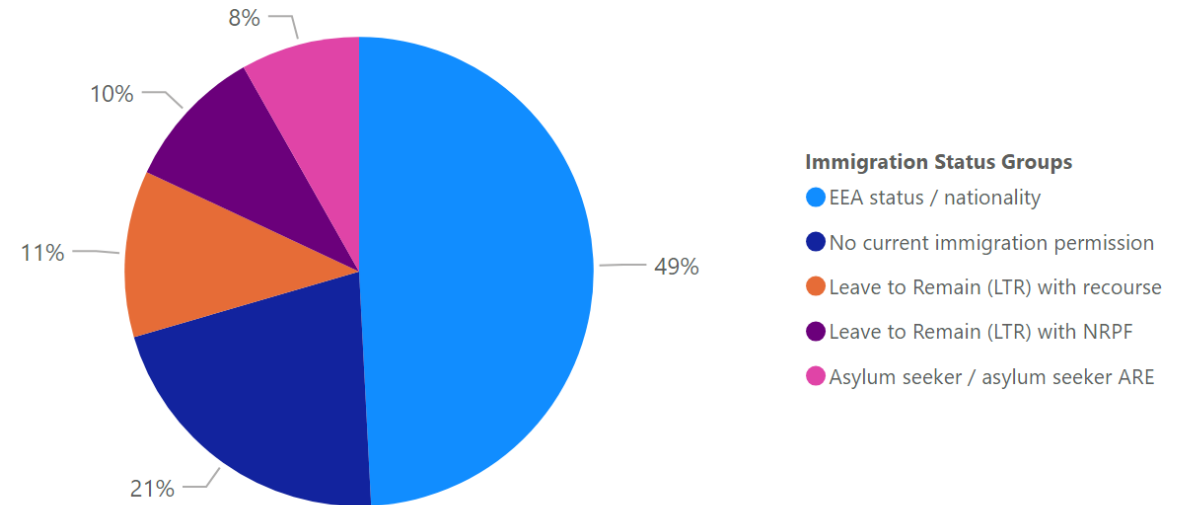
Immigration status - all referrals for the year

Immigration Status	Immigration Status Groups	Count	Percentage
Illegal entrant / Deception - claimed asylum	Asylum seeker / asylum seeker ARE	3	5%
Overstay / Breach - claimed asylum	Asylum seeker / asylum seeker ARE	2	3%
EEA / family member (resident Dec 20)- unlawfully present	EEA status / nationality	2	3%
Pre-settled status LTR (EUSS)	EEA status / nationality	20	33%
Settled status ILR (EUSS)	EEA status / nationality	8	13%
Leave to Enter as visitor - NRPF	Leave to Remain (LTR) with NRPF	1	2%
Limited leave with NRPF (10 year route)	Leave to Remain (LTR) with NRPF	3	5%
Limited leave with NRPF (other)	Leave to Remain (LTR) with NRPF	2	3%
DDV Concession	Leave to Remain (LTR) with recourse	2	3%
Indefinite Leave	Leave to Remain (LTR) with recourse	2	3%
Limited leave with recourse to public funds (10 year route)	Leave to Remain (LTR) with recourse	1	2%
Limited leave with recourse to public funds (other)	Leave to Remain (LTR) with recourse	1	2%
Refugee Status	Leave to Remain (LTR) with recourse	1	2%
Illegal entrant / Deception - did not claim asylum	No current immigration permission	2	3%
Overstay / Breach - did not claim asylum	No current immigration permission	5	8%
Status not confirmed	No current immigration permission	6	10%
Total		61	100%

Immigration status - all referrals for the year‡

Immigration Status Groups	Count	Percentage
EEA status / nationality	30	49%
No current immigration permission	13	21%
Leave to Remain (LTR) with recourse	7	11%
Leave to Remain (LTR) with NRPF	6	10%
Asylum seeker / asylum seeker ARE	5	8%
Total	61	100%

Immigration status - all referrals for the year‡



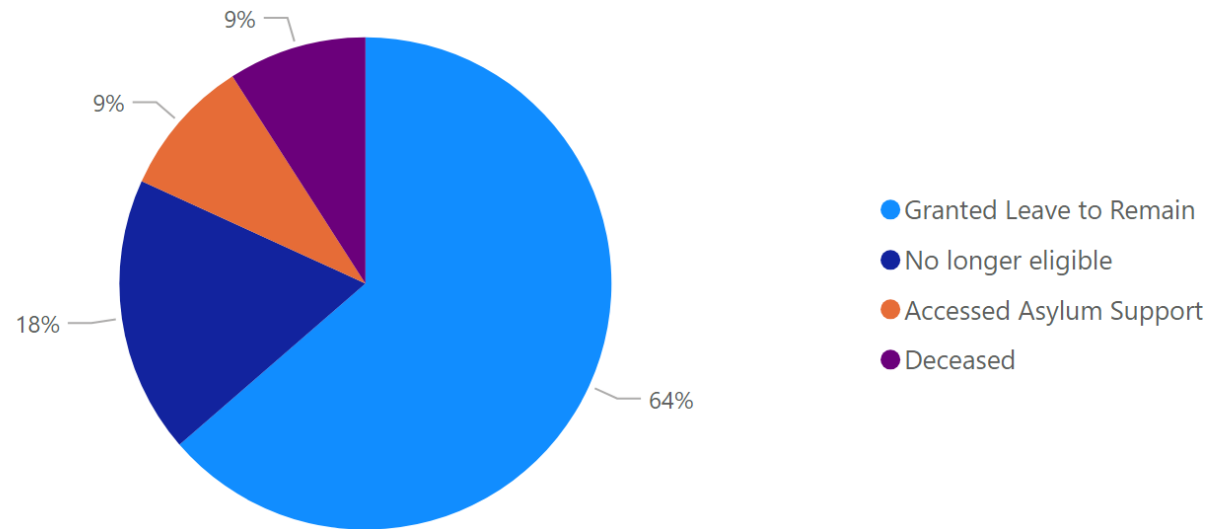
Closure reason - all closures in the year

Reason for closure	Count	Percentage	Avg days on support
Granted Leave to Remain	7	64%	459
No longer eligible	2	18%	648
Accessed Asylum Support	1	9%	319
Deceased	1	9%	803
Total	11	100%	512

Onward referral for those no longer eligible

Referral	Count	Avg days on support
Support accessed through friends / family	2	648
Total	2	648

Closure reason - all closures in the year



Families with Children in Need

Local authorities uploading financial data:

5 / 5 subscribers

Derby	Leicester	Northamptonshire
Nottingham City	Nottinghamshire	

Referrals and Supported Households

	Q1	Q2	Q3	Q4	Total
New referrals	80	62	74	61	277
New households taken on for support	17	21	14	21	73
Supported households closed	16	20	18	25	79

Time on support

	Q1	Q2	Q3	Q4
Average number of days on support†	461	421	460	399
Households supported for 1000 days†	10	7	9	5
1000 day households as % of total†	14%	9%	13%	8%

Support Costs

	Q1	Q2	Q3	Q4
Supported households†	73	74	70	66
Dependents of supported households†	175	167	164	134
Total weekly cost †	£25.0K	£23.9K	£22.0K	£21.3K
Average annual cost per household†*	£17.8K	£16.8K	£16.4K	£16.7K
Total annual cost†*	£1.3M	£1.2M	£1.1M	£1.1M

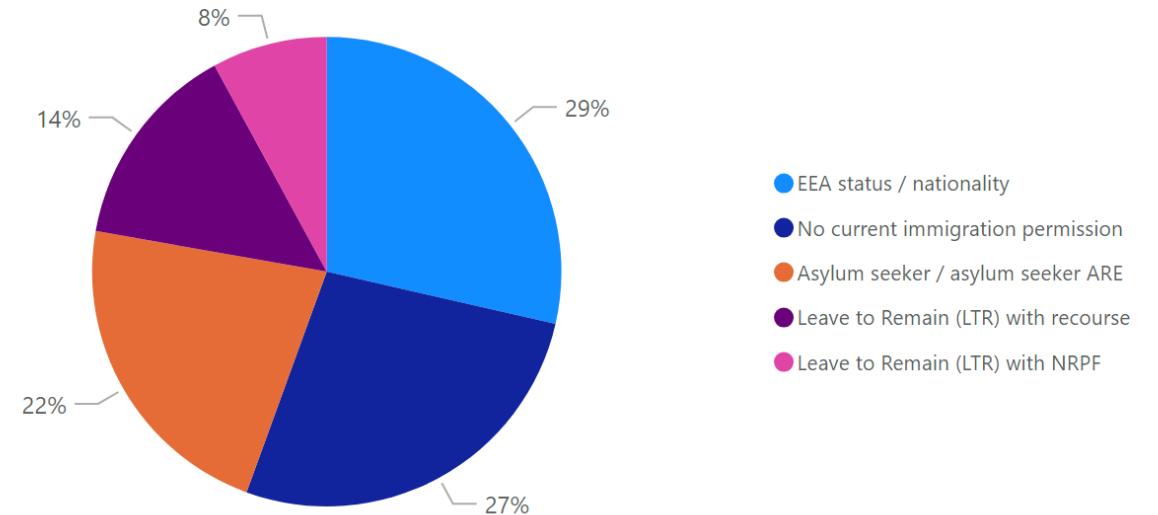
Immigration status - financially supported as of 31 March 2023

Immigration Status	Immigration Status Groups	Count	Percentage
Illegal entrant / Deception - claimed asylum	Asylum seeker / asylum seeker ARE	6	9%
In Country Asylum Seeker	Asylum seeker / asylum seeker ARE	1	2%
Overstayer / Breach - claimed asylum	Asylum seeker / asylum seeker ARE	7	11%
Awaiting first immigration check	Awaiting first immigration check	3	5%
EEA / family member (resident Dec 20)- unlawfully present	EEA status / nationality	5	8%
EEA national	EEA status / nationality	1	2%
EUSS application submitted pre-30 June 2021	EEA status / nationality	1	2%
Pre-settled status LTR (EUSS)	EEA status / nationality	10	15%
Settled status ILR (EUSS)	EEA status / nationality	1	2%
Leave to Enter as visitor - NRPF	Leave to Remain (LTR) with NRPF	1	2%
Limited leave with NRPF (10 year route)	Leave to Remain (LTR) with NRPF	3	5%
Limited leave with NRPF (other)	Leave to Remain (LTR) with NRPF	1	2%
DDV Concession	Leave to Remain (LTR) with recourse	3	5%
Limited leave with recourse to public funds (10 year route)	Leave to Remain (LTR) with recourse	5	8%
Limited leave with recourse to public funds (following COC)	Leave to Remain (LTR) with recourse	1	2%
Overstayer / Breach - did not claim asylum	No current immigration permission	14	21%
Status not confirmed	No current immigration permission	3	5%
Total		66	100%

Summary of immigration status - supported as of 31 March 2023‡

Immigration Status Groups	Count	Percentage
EEA status / nationality	18	29%
No current immigration permission	17	27%
Asylum seeker / asylum seeker ARE	14	22%
Leave to Remain (LTR) with recourse	9	14%
Leave to Remain (LTR) with NRPF	5	8%
Total	63	100%

Summary of immigration status - supported as of 31 March 2023‡



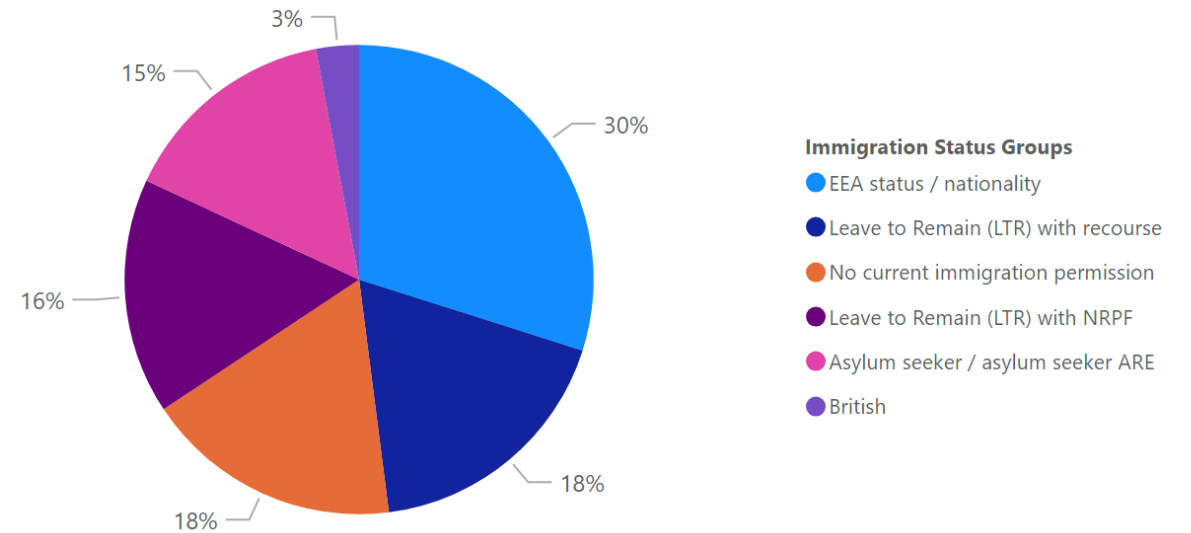
Immigration status - all referrals for the year

Immigration Status	Immigration Status Groups	Count	Percentage
Illegal entrant / Deception - claimed asylum	Asylum seeker / asylum seeker ARE	28	10%
In Country Asylum Seeker	Asylum seeker / asylum seeker ARE	2	1%
Overstay / Breach - claimed asylum	Asylum seeker / asylum seeker ARE	9	3%
Port Case	Asylum seeker / asylum seeker ARE	2	1%
Awaiting first immigration check	Awaiting first immigration check	6	2%
British	British	8	3%
EEA / family member (resident Dec 20)- unlawfully present	EEA status / nationality	17	6%
EEA national - no record on HO systems	EEA status / nationality	1	0%
EUSS application submitted pre-30 June 2021	EEA status / nationality	2	1%
EUSS family member permit	EEA status / nationality	2	1%
Pre-settled status LTR (EUSS)	EEA status / nationality	39	14%
Settled status ILR (EUSS)	EEA status / nationality	20	7%
Leave to Enter as visitor - NRPF	Leave to Remain (LTR) with NRPF	4	1%
Limited leave with NRPF (10 year route)	Leave to Remain (LTR) with NRPF	15	5%
Limited leave with NRPF (other)	Leave to Remain (LTR) with NRPF	25	9%
DDV Concession	Leave to Remain (LTR) with recourse	12	4%
Humanitarian Protection	Leave to Remain (LTR) with recourse	3	1%
Indefinite Leave	Leave to Remain (LTR) with recourse	9	3%
Limited leave with recourse to public funds (10 year route)	Leave to Remain (LTR) with recourse	6	2%
Limited leave with recourse to public funds (following COC)	Leave to Remain (LTR) with recourse	5	2%
Limited leave with recourse to public funds (other)	Leave to Remain (LTR) with recourse	7	3%
Refugee Status	Leave to Remain (LTR) with recourse	7	3%
Illegal entrant / Deception - did not claim asylum	No current immigration permission	1	0%
Overstay / Breach - did not claim asylum	No current immigration permission	20	7%
Status not confirmed	No current immigration permission	27	10%
Total		277	100%

Immigration status - all referrals for the year‡

Immigration Status Groups	Count	Percentage
EEA status / nationality	81	30%
Leave to Remain (LTR) with recourse	49	18%
No current immigration permission	48	18%
Leave to Remain (LTR) with NRPF	44	16%
Asylum seeker / asylum seeker ARE	41	15%
British	8	3%
Total	271	100%

Immigration status - all referrals for the year‡



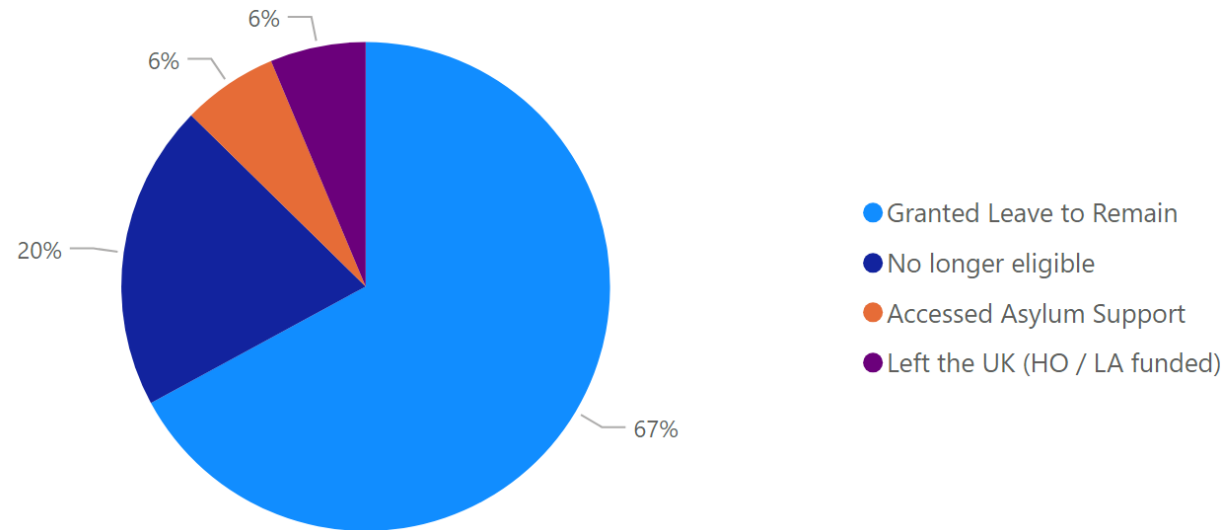
Closure reason - all closures in the year

Reason for closure	Count	Percentage	Avg days on support
Granted Leave to Remain	53	67%	556
No longer eligible	16	20%	237
Accessed Asylum Support	5	6%	246
Left the UK (HO / LA funded)	5	6%	358
Total	79	100%	459

Onward referral for those no longer eligible

Referral	Count	Avg days on support
Support accessed through friends / family	8	132
Mainstream benefits and housing services	6	444
Referred to borough where ordinary resident	2	38
Total	16	237

Closure reason - all closures in the year



Looked after Children and Care Leavers

Local authorities uploading financial data:

3 / 5 subscribers

Leicester Northamptonshire Nottinghamshire

Referrals and Supported Households

	Q1	Q2	Q3	Q4	Total
New households taken on for support	13	27	17	10	67
New households added	33	47	61	33	174
Households closed	11	8	4	75	98

Open Households

	Q1	Q2	Q3	Q4
Open households†	508	538	581	535
Open households under age of 18†	68	96	124	137
Open households aged 18-20†	225	214	216	187
Open households aged 21-24†	215	228	241	211

Support Costs

	Q1	Q2	Q3	Q4
Financially supported households†	91	118	133	139
Total weekly cost†	£41.0K	£59.3K	£70.1K	£76.0K
Average annual cost per household†*	£23.4K	£26.1K	£27.4K	£28.4K
Total annual cost†*	£2.1M	£3.1M	£3.6M	£3.9M

Immigration status - open cases as of 31 March 2023

Immigration Status	Immigration Status Groups	Count	Percentage
Awaiting first immigration check	Awaiting first immigration check	31	6%
EEA national	EEA status / nationality	1	0%
EEA national - no record on HO systems	EEA status / nationality	1	0%
EUSS application submitted pre-30 June 2021	EEA status / nationality	2	0%
Family member of EEA national	EEA status / nationality	2	0%
Humanitarian Protection	Leave to Remain (LTR) with recourse	15	3%
Illegal entrant / Deception - claimed asylum	Asylum seeker / asylum seeker ARE	220	41%
Illegal entrant / Deception - did not claim asylum	No current immigration permission	34	6%
In Country Asylum Seeker	Asylum seeker / asylum seeker ARE	4	1%
Indefinite Leave	Leave to Remain (LTR) with recourse	8	1%
Leave to Enter as visitor - NRPF	Leave to Remain (LTR) with NRPF	1	0%
Limited leave with NRPF (other)	Leave to Remain (LTR) with NRPF	1	0%
Limited leave with recourse to public funds (other)	Leave to Remain (LTR) with recourse	15	3%
No record held by Home Office	No current immigration permission	13	2%
Overstayer / Breach - claimed asylum	Asylum seeker / asylum seeker ARE	12	2%
Overstayer / Breach - did not claim asylum	No current immigration permission	3	1%
Port Case	Asylum seeker / asylum seeker ARE	3	1%
Pre-settled status LTR (EUSS)	EEA status / nationality	1	0%
Refugee Status	Leave to Remain (LTR) with recourse	121	23%
Settled status ILR (EUSS)	EEA status / nationality	1	0%
Status not confirmed	No current immigration permission	39	7%
UASC leave	Leave to Remain (LTR) with recourse	7	1%
Total		535	100%

Summary of immigration status - open cases as of 31 March 2023

Immigration Status Groups	Count	Percentage
Asylum seeker / asylum seeker ARE	239	47%
Leave to Remain (LTR) with recourse	166	33%
No current immigration permission	89	18%
EEA status / nationality	8	2%
Leave to Remain (LTR) with NRPF	2	0%
Total	504	100%

Summary of immigration status - open cases as of 31 March 2023

