



NRPF Connect Data Report 2022/23

UK Data Report

What is the NRPF Connect data report 2022/23?

This data report collates and analyses the data recorded by councils in England and Scotland using NRPF Connect in the 2022/23 financial year. It provides a snapshot of referrals made and the support provided by social care services around the UK for people with no recourse to public funds (NRPF). The data is used to inform policy recommendations.

What is NRPF Connect?

NRPF Connect is the national database and case management tool for councils to record details of households with NRPF that are being provided with accommodation and/or financial support by social services, hosted by the NRPF Network.

What support is recorded on NRPF Connect?

Councils can provide accommodation and financial support to people who are excluded from claiming benefits and mainstream housing assistance when statutory duties are engaged under social care legislation. Local authorities across the UK record the social care services they provide to families, adults with care needs, and care leavers with no recourse to public funds (NRPF). You can read more about NRPF support on the [NRPF Network website](#).

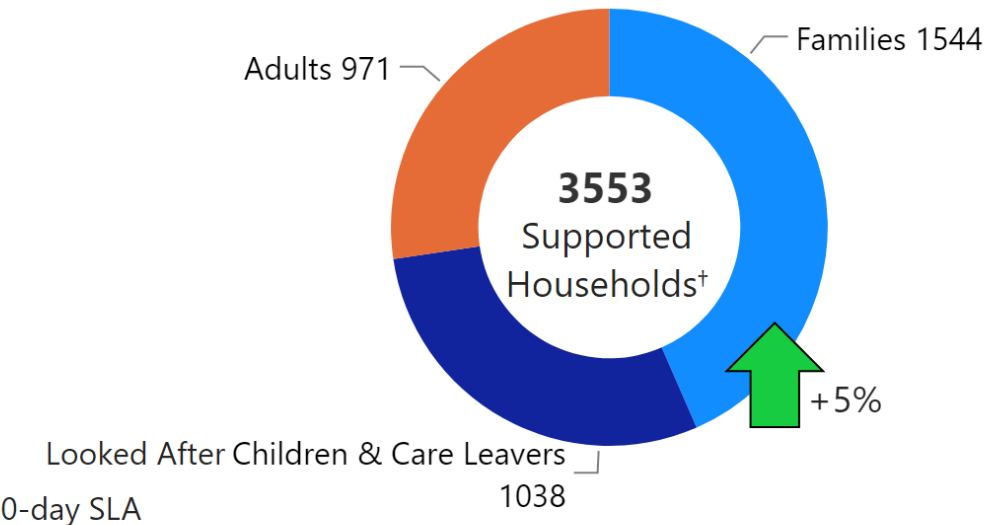
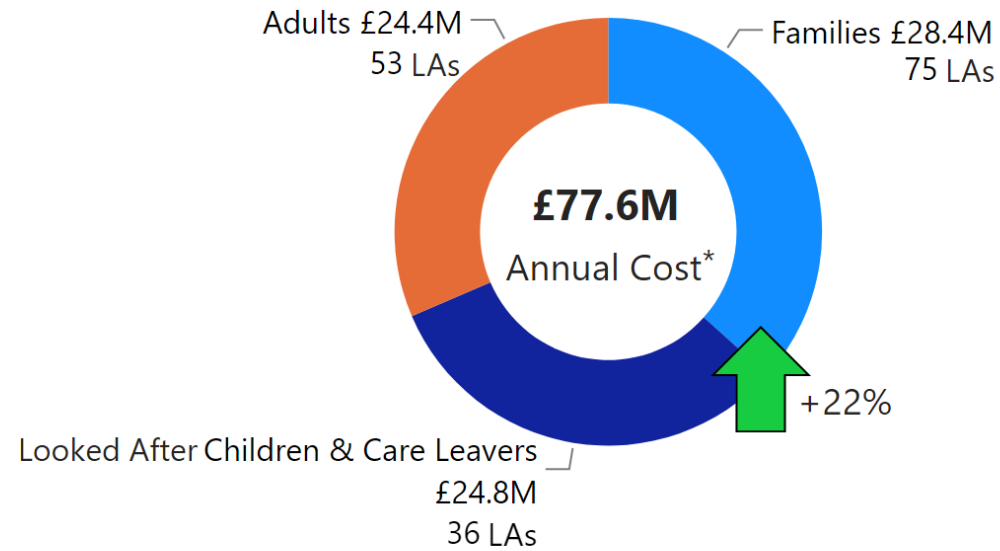

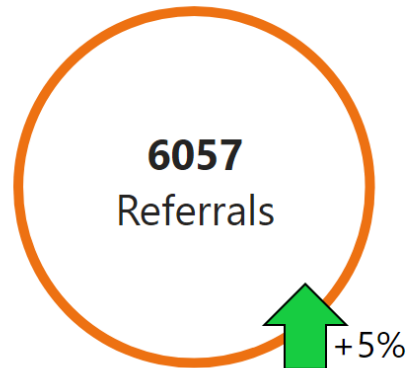
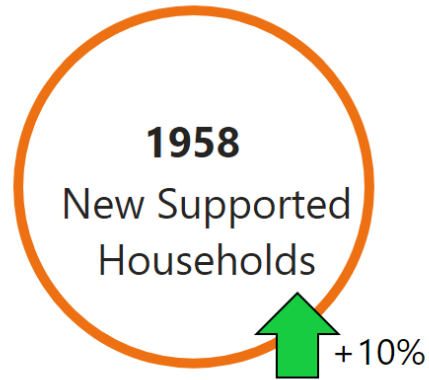
Notes on the data

- "Adults" refers to adults with care needs provided with support under S18(1) Care Act 2014, S19(1) Care Act 2014, S12 Social Work (Scotland) Act 1968, P7 Housing Act 1996, S1 Localism Act 2011, or S117 Mental Health Act 1983.
- "Families" refers to families with a child in need with support under S17 Children Act 1989 or S22 Children (Scotland) Act 1995.
- "Children and care leavers" refers to looked after children and young people leaving care supported under Children (Leaving Care) Act 2000, S20 Children Act 1989, S25 Children (Scotland) Act 1995, or S29 & S30 Children (Scotland) Act 1995.
- "Support costs" relate to accommodation and financial support (subsistence) costs only, and do not include staffing or other costs incurred by councils delivering support to NRPF households.
- Data was last downloaded from NRPF Connect on 05/12/2023

Key

- * - Weekly cost at end of quarter/year x 52
- † - For supported cases open at end of quarter/year
- ‡ - Those awaiting a first immigration check have been removed from the summary

↑ - changes from 2021/22 data report



Support ended due to grant of Leave to Remain

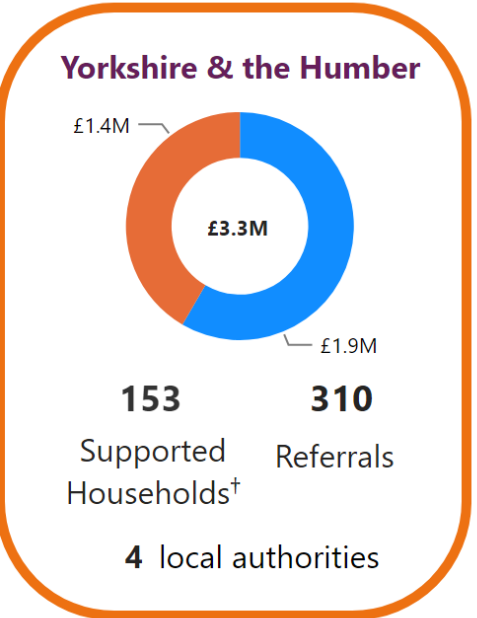
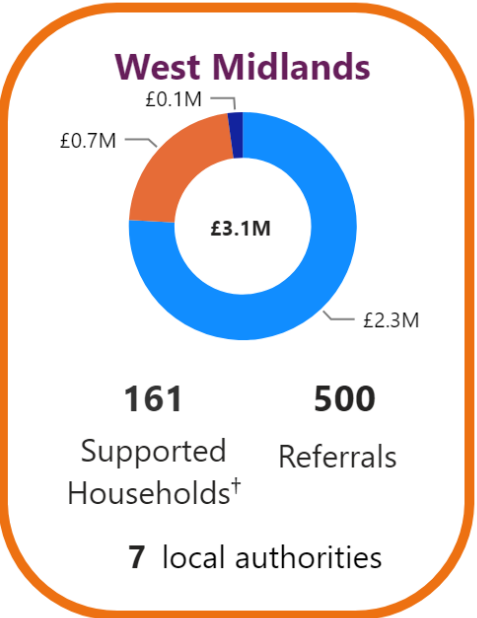
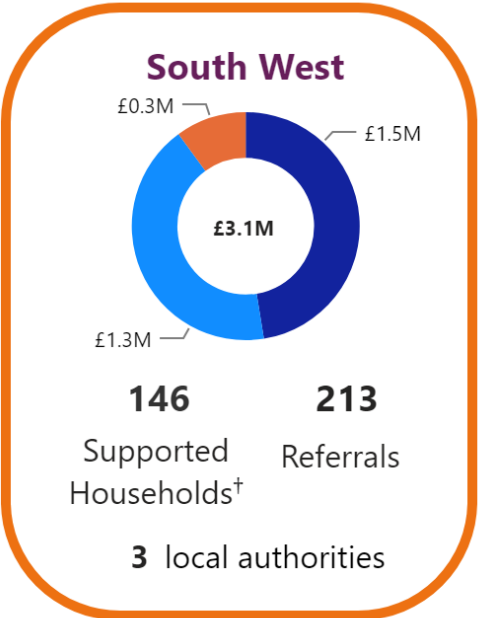
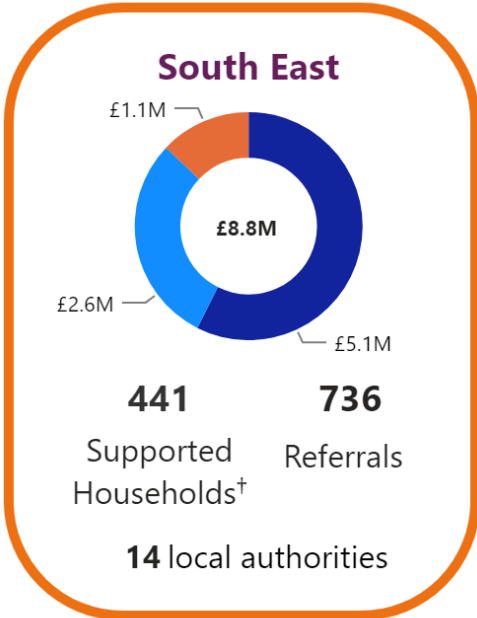
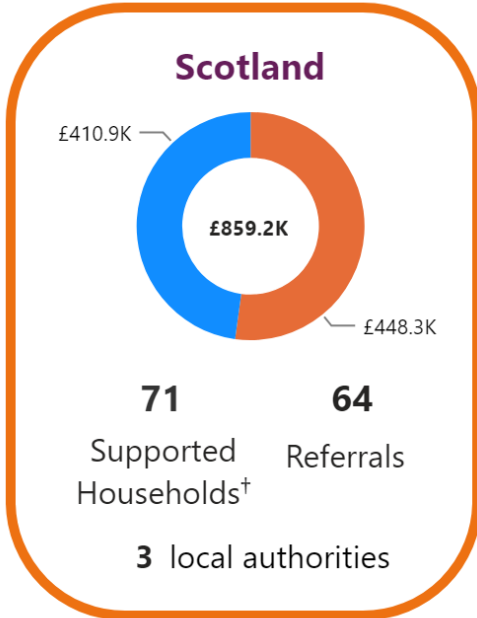
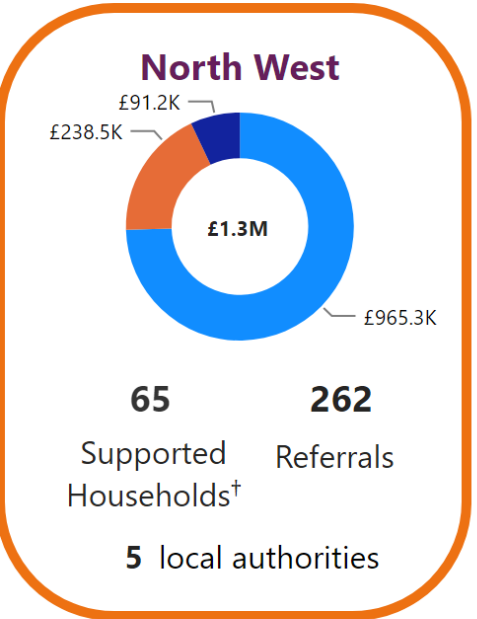
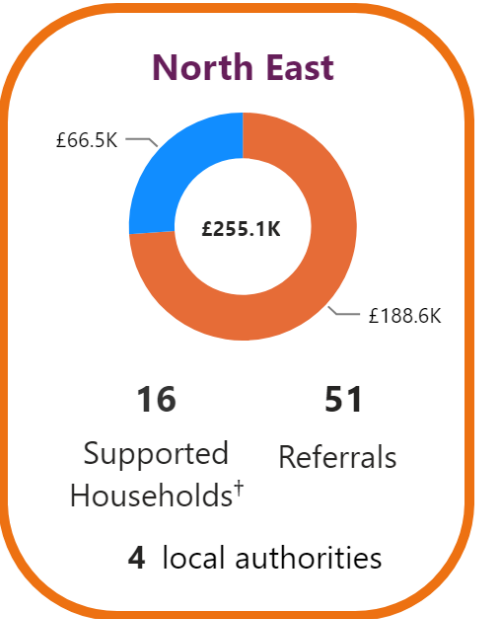
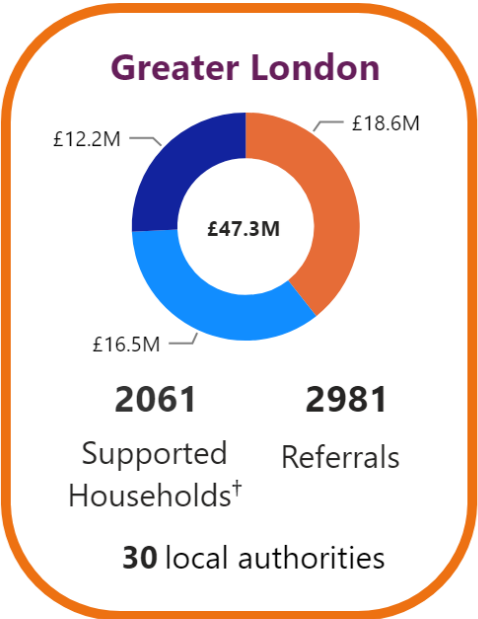
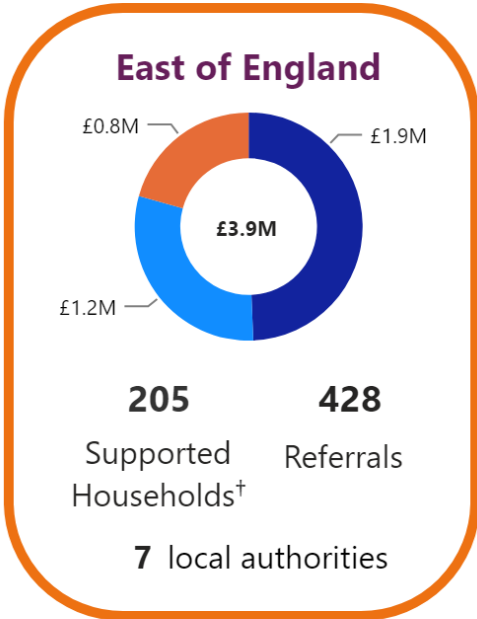
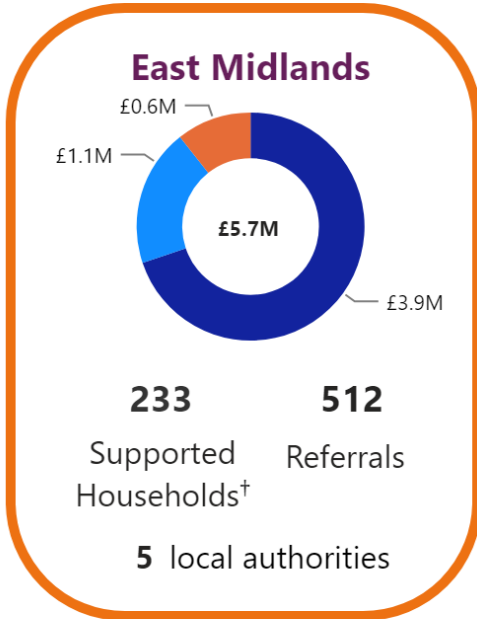
| Adults | Families |
|------------|------------|
| 64% | 77% |

Average days on support[†]

| Adults | Families |
|------------------|------------------|
| 903 ↓ -9% | 580 ↓ -2% |

Geographical Breakdown 2022/23

- Families
- Children & Care Leavers
- Adults



Grants of leave to remain still the most common reason for case closure

64% of adults and 77% of families who exited support did so following a grant of leave to remain.

This demonstrates that the majority of people and children supported by councils have a long-term future in the UK.

EU-exit still impacting social care services

EU nationals and people with EU-related leave, including pre-settled status, continue to make up a significant portion of NRPF households supported by councils: 24% of adults with care needs and 19% of families.

Councils received just under 1,000 new referrals for this group in 2022/23.

Increasing costs to councils

The cost of providing accommodation and financial support to NRPF households continued to rise as councils reported a combined £77.6m in spend - a 22% increase from the end of 2021/22, far above inflation.

The rise appears to be driven by increasing per-case costs, particularly for adults with care and support needs.

Councils not fully recording support for adults with care and support needs

Adult social care reported a 61% rise in the cost of providing accommodation and financial support to adults with NRPF from the end of 2021/22, to £24.4m. However, with only 53 out of 82 councils recording financial data for adults, it is highly likely that this group remains significantly underreported.

Number of households on long-term support remains high despite immigration resolutions

Following [our 2021/22 recommendations](#), in January 2023 the Home Office NRPF team began a review of the immigration cases of households that had been supported for 1000 days or more.

Despite the success of this review in resolving many long-standing claims, as more cases crossed the 1,000-day threshold the overall number of long-standing cases remained the same.

How can this data help achieve change?

The data helps us to understand the pressures facing local authorities and the nature of the support being provided to people with NRPF. Combined with our regular engagement with councils through regional networks, advice service and training delivery, we can use the data to make informed, evidence-based policy recommendations to central government. The data also informs our recommendations to councils to help them to improve and implement cost-efficient service delivery.

What changes are needed?

- To end homelessness, eradicate child poverty, and reduce pressures on councils, significant changes to immigration policy will be required, including ending the use of the NRPF condition.
- Whilst immigration-related restrictions on access to services remain in place, the data demonstrates that local authority support is frequently provided on a long-term basis and at high cost. A more ambitious approach from government will be needed to reduce costs for councils and ensure only short-term interventions are required, as set out in our detailed recommendations for government. Read our [recommendations for central government](#).
- Councils also need to reflect on the findings of the data report to ensure their own practice is being properly evidenced and residents in need of support are being assisted to establish a route out of destitution. Read our [recommendations for local government](#).

Adults with care and support needs

Local authorities uploading financial data:

53/82 subscribers

| | | |
|---------------------|---------------------|--------------------|
| Barking and Dage... | Bexley | Birmingham |
| Bradford | Brighton and Hove | Bristol |
| Camden | Croydon | Derby |
| Durham | Ealing | East Sussex |
| Edinburgh | Enfield | Gateshead |
| Greenwich | Hackney | Hammersmith and... |
| Hampshire | Haringey | Havering |
| Hertfordshire | Hillingdon | Hounslow |
| Islington | Kensington and C... | Kent |
| Kirklees | Lambeth | Lancashire |
| Leicester | Lewisham | Luton |
| Manchester | Merton | Middlesbrough |
| Milton Keynes | Newcastle | Newham |
| Norfolk | Redbridge | Sheffield |
| Slough | Southampton | Southend on Sea |
| Southwark | Stoke | Surrey |
| Tower Hamlets | Walsall | Wandsworth |
| Westminster | Wolverhampton | |

Referrals and Supported Households

| | Q1 | Q2 | Q3 | Q4 | Total |
|-------------------------------------|-----|-----|-----|-----|-------|
| New referrals | 416 | 498 | 486 | 505 | 1905 |
| New households taken on for support | 112 | 133 | 130 | 125 | 500 |
| Supported households closed | 84 | 124 | 110 | 140 | 458 |

Time on support

| | Q1 | Q2 | Q3 | Q4 |
|-------------------------------------|-----|-----|-----|-----|
| Average number of days on support† | 931 | 935 | 920 | 903 |
| Households supported for 1000 days† | 279 | 272 | 279 | 276 |
| 1000 day households as % of total† | 29% | 28% | 28% | 28% |

Support Costs

| | Q1 | Q2 | Q3 | Q4 |
|-------------------------------------|--------|--------|--------|--------|
| Supported households† | 957 | 966 | 986 | 971 |
| Dependents of supported households† | 114 | 104 | 114 | 111 |
| Total weekly cost † | £365K | £391K | £424K | £469K |
| Average annual cost per household†* | £19.8K | £21.0K | £22.3K | £25.1K |
| Total annual cost†* | £19.0M | £20.3M | £22.0M | £24.4M |

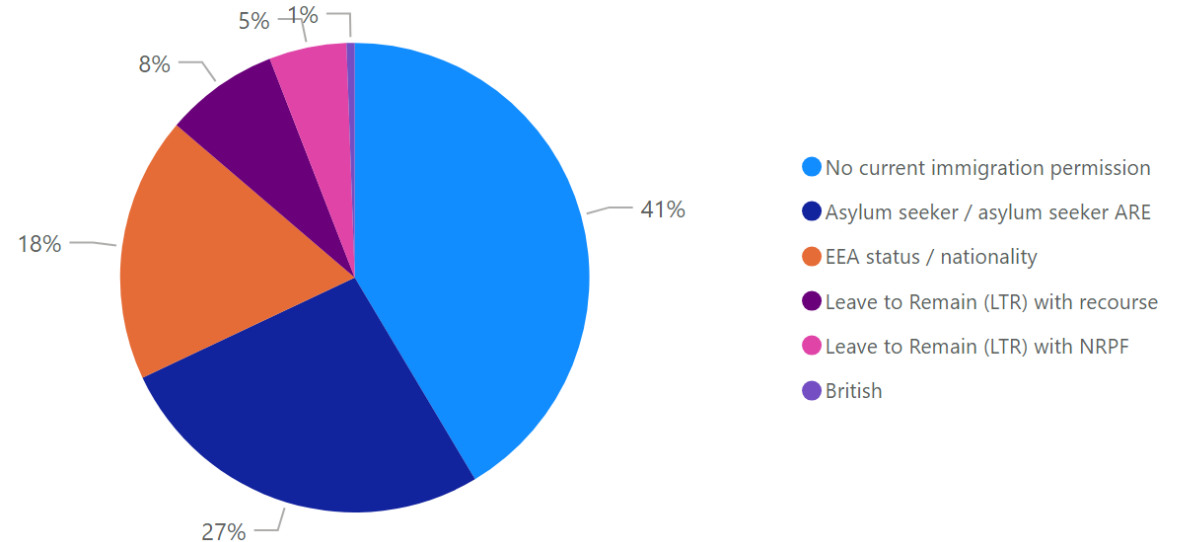
Immigration status - financially supported as of 31 March 2023

| Immigration Status | Immigration Status Groups | Count | Percentage |
|---|-------------------------------------|------------|-------------|
| Illegal entrant / Deception - claimed asylum | Asylum seeker / asylum seeker ARE | 108 | 11% |
| In Country Asylum Seeker | Asylum seeker / asylum seeker ARE | 6 | 1% |
| Overstayer / Breach - claimed asylum | Asylum seeker / asylum seeker ARE | 106 | 11% |
| Port Case | Asylum seeker / asylum seeker ARE | 14 | 1% |
| Awaiting first immigration check | Awaiting first immigration check | 90 | 9% |
| British | British | 5 | 1% |
| EEA / family member (resident Dec 20)- unlawfully present | EEA status / nationality | 26 | 3% |
| EEA family permit | EEA status / nationality | 2 | 0% |
| EEA national | EEA status / nationality | 18 | 2% |
| EEA national - no record on HO systems | EEA status / nationality | 8 | 1% |
| EEA National / Dependant | EEA status / nationality | 1 | 0% |
| EUSS application submitted pre-30 June 2021 | EEA status / nationality | 15 | 2% |
| Family member of EEA national | EEA status / nationality | 1 | 0% |
| Pre-settled status LTR (EUSS) | EEA status / nationality | 73 | 8% |
| Settled status ILR (EUSS) | EEA status / nationality | 17 | 2% |
| Leave to Enter as visitor - NRPF | Leave to Remain (LTR) with NRPF | 7 | 1% |
| Limited leave with NRPF (10 year route) | Leave to Remain (LTR) with NRPF | 14 | 1% |
| Limited leave with NRPF (other) | Leave to Remain (LTR) with NRPF | 26 | 3% |
| DDV Concession | Leave to Remain (LTR) with recourse | 3 | 0% |
| Discretionary Leave (DL) - other | Leave to Remain (LTR) with recourse | 6 | 1% |
| Humanitarian Protection | Leave to Remain (LTR) with recourse | 2 | 0% |
| Indefinite Leave | Leave to Remain (LTR) with recourse | 9 | 1% |
| Limited leave with recourse to public funds (10 year route) | Leave to Remain (LTR) with recourse | 27 | 3% |
| Limited leave with recourse to public funds (following COC) | Leave to Remain (LTR) with recourse | 3 | 0% |
| Limited leave with recourse to public funds (other) | Leave to Remain (LTR) with recourse | 13 | 1% |
| Refugee Status | Leave to Remain (LTR) with recourse | 6 | 1% |
| Illegal entrant / Deception - did not claim asylum | No current immigration permission | 39 | 4% |
| No record held by Home Office | No current immigration permission | 17 | 2% |
| Overstayer / Breach - did not claim asylum | No current immigration permission | 231 | 24% |
| Status not confirmed | No current immigration permission | 78 | 8% |
| Total | | 971 | 100% |

Summary of immigration status - supported as of 31 March 2023†

| Immigration Status Groups | Count | Percentage |
|-------------------------------------|------------|-------------|
| No current immigration permission | 365 | 41% |
| Asylum seeker / asylum seeker ARE | 234 | 27% |
| EEA status / nationality | 161 | 18% |
| Leave to Remain (LTR) with recourse | 69 | 8% |
| Leave to Remain (LTR) with NRPF | 47 | 5% |
| British | 5 | 1% |
| Total | 881 | 100% |

Summary of immigration status - supported as of 31 March 2023†



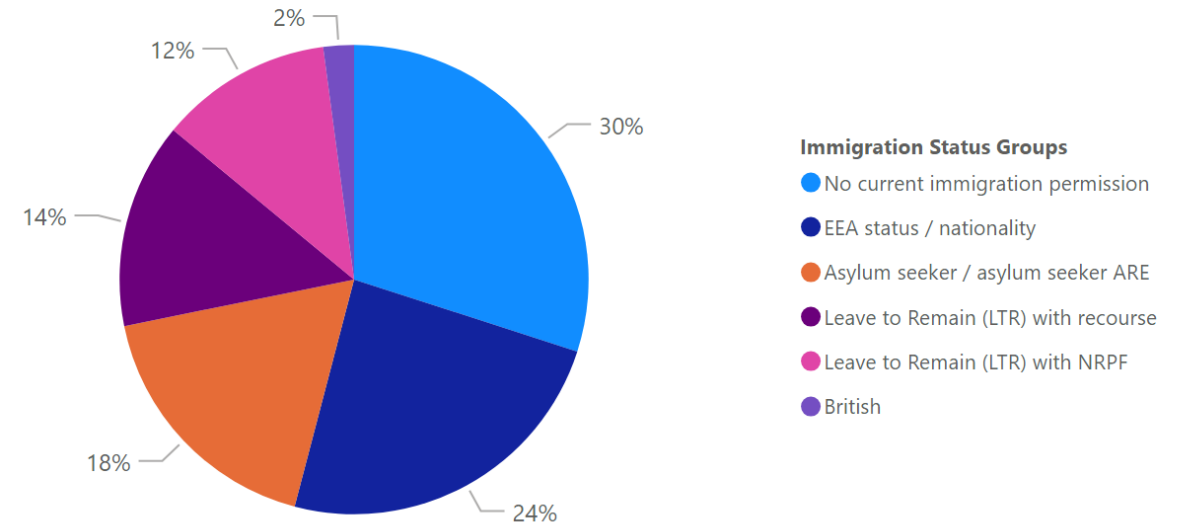
Immigration status - all referrals for the year

| Immigration Status | Immigration Status Groups | Count | Percentage |
|---|-------------------------------------|-------------|-------------|
| Illegal entrant / Deception - claimed asylum | Asylum seeker / asylum seeker ARE | 159 | 8% |
| In Country Asylum Seeker | Asylum seeker / asylum seeker ARE | 40 | 2% |
| Overstay / Breach - claimed asylum | Asylum seeker / asylum seeker ARE | 102 | 5% |
| Port Case | Asylum seeker / asylum seeker ARE | 27 | 1% |
| Awaiting first immigration check | Awaiting first immigration check | 56 | 3% |
| British | British | 39 | 2% |
| EEA / family member (resident Dec 20)- unlawfully present | EEA status / nationality | 113 | 6% |
| EEA family permit | EEA status / nationality | 5 | 0% |
| EUSS application submitted pre-30 June 2021 | EEA status / nationality | 29 | 2% |
| EUSS family member permit | EEA status / nationality | 6 | 0% |
| Family member of EEA national | EEA status / nationality | 1 | 0% |
| Pre-settled status LTR (EUSS) | EEA status / nationality | 188 | 10% |
| Settled status ILR (EUSS) | EEA status / nationality | 104 | 5% |
| Hong Kong BN(O) Visa | Leave to Remain (LTR) with NRPF | 3 | 0% |
| Leave to Enter as visitor - NRPF | Leave to Remain (LTR) with NRPF | 32 | 2% |
| Limited leave with NRPF (10 year route) | Leave to Remain (LTR) with NRPF | 51 | 3% |
| Limited leave with NRPF (other) | Leave to Remain (LTR) with NRPF | 134 | 7% |
| DDV Concession | Leave to Remain (LTR) with recourse | 36 | 2% |
| Discretionary leave - trafficking | Leave to Remain (LTR) with recourse | 1 | 0% |
| Discretionary Leave (DL) - other | Leave to Remain (LTR) with recourse | 6 | 0% |
| Humanitarian Protection | Leave to Remain (LTR) with recourse | 3 | 0% |
| Indefinite Leave | Leave to Remain (LTR) with recourse | 82 | 4% |
| Limited leave with recourse to public funds (10 year route) | Leave to Remain (LTR) with recourse | 49 | 3% |
| Limited leave with recourse to public funds (following COC) | Leave to Remain (LTR) with recourse | 13 | 1% |
| Limited leave with recourse to public funds (other) | Leave to Remain (LTR) with recourse | 40 | 2% |
| Refugee Status | Leave to Remain (LTR) with recourse | 32 | 2% |
| Illegal entrant / Deception - did not claim asylum | No current immigration permission | 39 | 2% |
| No record held by Home Office | No current immigration permission | 1 | 0% |
| Overstay / Breach - did not claim asylum | No current immigration permission | 261 | 14% |
| Status not confirmed | No current immigration permission | 253 | 13% |
| Total | | 1905 | 100% |

Immigration status - all referrals for the year‡

| Immigration Status Groups | Count | Percentage |
|-------------------------------------|-------------|-------------|
| No current immigration permission | 554 | 30% |
| EEA status / nationality | 446 | 24% |
| Asylum seeker / asylum seeker ARE | 328 | 18% |
| Leave to Remain (LTR) with recourse | 262 | 14% |
| Leave to Remain (LTR) with NRPF | 220 | 12% |
| British | 39 | 2% |
| Total | 1849 | 100% |

Immigration status - all referrals for the year‡



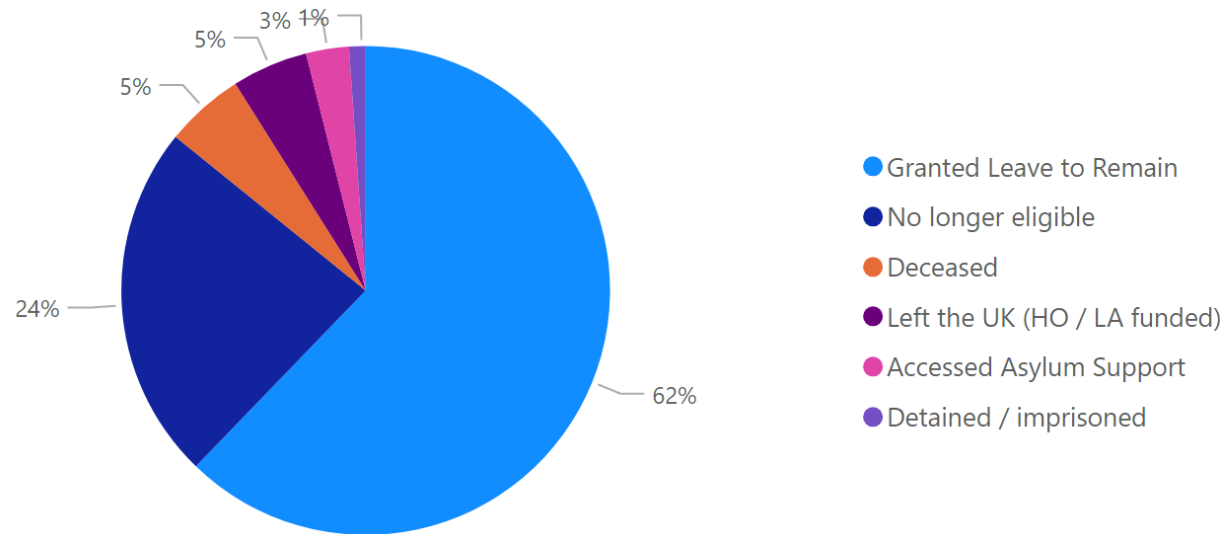
Closure reason - all closures in the year

| Reason for closure | Count | Percentage | Avg days on support |
|------------------------------|------------|-------------|---------------------|
| Granted Leave to Remain | 285 | 62% | 851 |
| No longer eligible | 108 | 24% | 559 |
| Deceased | 24 | 5% | 989 |
| Left the UK (HO / LA funded) | 23 | 5% | 429 |
| Accessed Asylum Support | 13 | 3% | 414 |
| Detained / imprisoned | 5 | 1% | 1346 |
| Total | 458 | 100% | 761 |

Onward referral for those no longer eligible

| Referral | Count | Avg days on support |
|---|------------|---------------------|
| Support accessed through friends / family | 42 | 558 |
| Referred to borough where ordinary resident | 20 | 1097 |
| Mainstream benefits and housing services | 16 | 607 |
| Refuge accommodation (not LA funded) | 12 | 25 |
| NRM accommodation | 9 | 40 |
| Support accessed through VCS | 5 | 202 |
| Employment | 4 | 901 |
| Total | 108 | 559 |

Closure reason - all closures in the year



Families with Children in Need

Local authorities uploading financial data:

75/83 subscribers

| | | |
|---------------------|-------------------|-----------------|
| Barking and Dage... | Barnet | Bedford |
| Bexley | Birmingham | Bradford |
| Brent | Brighton and Hove | Bristol |
| Bromley | Buckinghamshire | Camden |
| Coventry | Croydon | Derby |
| Dudley | Durham | Ealing |
| East Sussex | Edinburgh | Enfield |
| Essex | Gateshead | Glasgow |
| Gloucestershire | Greenwich | Hackney |
| Hammersmith and... | Hampshire | Haringey |
| Harrow | Havering | Hertfordshire |
| Hillingdon | Hounslow | Islington |
| Kensington and C... | Kent | Kirklees |
| Lambeth | Lancashire | Leeds |
| Leicester | Lewisham | Liverpool |
| Luton | Manchester | Medway |
| Merton | Milton Keynes | Newham |
| Norfolk | Northamptonshire | Nottingham City |
| Nottinghamshire | Oxfordshire | Portsmouth |
| Reading | Redbridge | Rochdale |
| Salford | Sheffield | Southend on Sea |
| Southwark | Surrey | Sutton |
| Thurrock | Tower Hamlets | Walsall |
| Waltham Forest | Wandsworth | Warwickshire |
| West Sussex | Westminster | Wolverhampton |

Referrals and Supported Households

| | Q1 | Q2 | Q3 | Q4 | Total |
|-------------------------------------|-----|-----|-----|-----|-------|
| New referrals | 694 | 742 | 799 | 838 | 3073 |
| New households taken on for support | 280 | 276 | 290 | 289 | 1135 |
| Supported households closed | 278 | 243 | 344 | 348 | 1213 |

Time on support

| | Q1 | Q2 | Q3 | Q4 |
|-------------------------------------|-----|-----|-----|-----|
| Average number of days on support† | 565 | 568 | 586 | 580 |
| Households supported for 1000 days† | 250 | 250 | 259 | 260 |
| 1000 day households as % of total† | 15% | 15% | 16% | 17% |

Support Costs

| | Q1 | Q2 | Q3 | Q4 |
|-------------------------------------|--------|--------|--------|--------|
| Supported households† | 1625 | 1657 | 1603 | 1544 |
| Dependents of supported households† | 2888 | 2904 | 2832 | 2719 |
| Total weekly cost † | £541K | £551K | £547K | £546K |
| Average annual cost per household†* | £17.3K | £17.3K | £17.8K | £18.4K |
| Total annual cost†* | £28.1M | £28.6M | £28.5M | £28.4M |

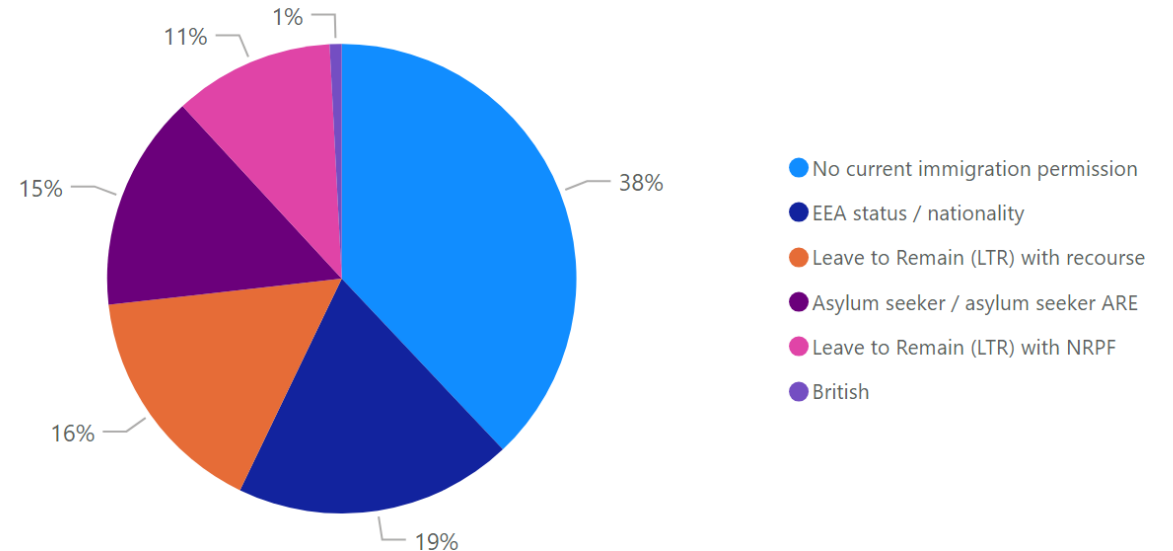
Immigration status - financially supported as of 31 March 2023

| Immigration Status | Immigration Status Groups | Count | Percentage |
|---|-------------------------------------|-------------|-------------|
| Illegal entrant / Deception - claimed asylum | Asylum seeker / asylum seeker ARE | 75 | 5% |
| In Country Asylum Seeker | Asylum seeker / asylum seeker ARE | 19 | 1% |
| Overstayer / Breach - claimed asylum | Asylum seeker / asylum seeker ARE | 106 | 7% |
| Port Case | Asylum seeker / asylum seeker ARE | 16 | 1% |
| Awaiting first immigration check | Awaiting first immigration check | 95 | 6% |
| British | British | 12 | 1% |
| EEA / family member (resident Dec 20)- unlawfully present | EEA status / nationality | 64 | 4% |
| EEA derived right of residence (other) | EEA status / nationality | 2 | 0% |
| EEA family permit | EEA status / nationality | 1 | 0% |
| EEA national | EEA status / nationality | 8 | 1% |
| EEA national - no record on HO systems | EEA status / nationality | 5 | 0% |
| EUSS application submitted pre-30 June 2021 | EEA status / nationality | 14 | 1% |
| EUSS family member permit | EEA status / nationality | 2 | 0% |
| Family member of EEA national | EEA status / nationality | 1 | 0% |
| Pre-settled status LTR (EUSS) | EEA status / nationality | 166 | 11% |
| Settled status ILR (EUSS) | EEA status / nationality | 15 | 1% |
| Leave to Enter as visitor - NRPF | Leave to Remain (LTR) with NRPF | 19 | 1% |
| Limited leave with NRPF (10 year route) | Leave to Remain (LTR) with NRPF | 50 | 3% |
| Limited leave with NRPF (other) | Leave to Remain (LTR) with NRPF | 91 | 6% |
| DDV Concession | Leave to Remain (LTR) with recourse | 47 | 3% |
| Humanitarian Protection | Leave to Remain (LTR) with recourse | 1 | 0% |
| Indefinite Leave | Leave to Remain (LTR) with recourse | 15 | 1% |
| Limited leave with recourse to public funds (10 year route) | Leave to Remain (LTR) with recourse | 116 | 8% |
| Limited leave with recourse to public funds (following COC) | Leave to Remain (LTR) with recourse | 14 | 1% |
| Limited leave with recourse to public funds (other) | Leave to Remain (LTR) with recourse | 26 | 2% |
| Refugee Status | Leave to Remain (LTR) with recourse | 13 | 1% |
| UASC leave | Leave to Remain (LTR) with recourse | 1 | 0% |
| Illegal entrant / Deception - did not claim asylum | No current immigration permission | 26 | 2% |
| No record held by Home Office | No current immigration permission | 5 | 0% |
| Overstayer / Breach - did not claim asylum | No current immigration permission | 463 | 30% |
| Status not confirmed | No current immigration permission | 56 | 4% |
| Total | | 1544 | 100% |

Summary of immigration status - supported as of 31 March 2023†

| Immigration Status Groups | Count | Percentage |
|-------------------------------------|-------------|-------------|
| No current immigration permission | 550 | 38% |
| EEA status / nationality | 278 | 19% |
| Leave to Remain (LTR) with recourse | 233 | 16% |
| Asylum seeker / asylum seeker ARE | 216 | 15% |
| Leave to Remain (LTR) with NRPF | 160 | 11% |
| British | 12 | 1% |
| Total | 1449 | 100% |

Summary of immigration status - supported as of 31 March 2023†



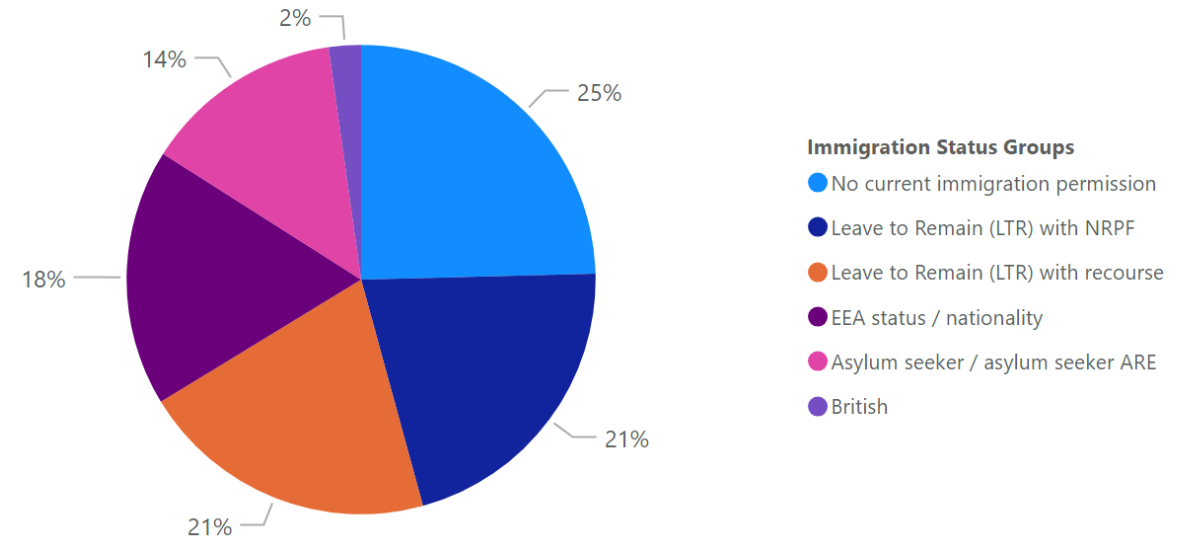
Immigration status - all referrals for the year

| Immigration Status | Immigration Status Groups | Count | Percentage |
|---|-------------------------------------|-------------|-------------|
| Illegal entrant / Deception - claimed asylum | Asylum seeker / asylum seeker ARE | 209 | 7% |
| In Country Asylum Seeker | Asylum seeker / asylum seeker ARE | 53 | 2% |
| Overstayer / Breach - claimed asylum | Asylum seeker / asylum seeker ARE | 113 | 4% |
| Port Case | Asylum seeker / asylum seeker ARE | 35 | 1% |
| Awaiting first immigration check | Awaiting first immigration check | 98 | 3% |
| British | British | 66 | 2% |
| EEA / family member (resident Dec 20)- unlawfully present | EEA status / nationality | 123 | 4% |
| EEA family permit | EEA status / nationality | 2 | 0% |
| EEA national - no record on HO systems | EEA status / nationality | 1 | 0% |
| EUSS application submitted pre-30 June 2021 | EEA status / nationality | 20 | 1% |
| EUSS family member permit | EEA status / nationality | 4 | 0% |
| Pre-settled status LTR (EUSS) | EEA status / nationality | 288 | 9% |
| Settled status ILR (EUSS) | EEA status / nationality | 89 | 3% |
| Hong Kong BN(O) Visa | Leave to Remain (LTR) with NRPF | 2 | 0% |
| Leave to Enter as visitor - NRPF | Leave to Remain (LTR) with NRPF | 62 | 2% |
| Limited leave with NRPF (10 year route) | Leave to Remain (LTR) with NRPF | 205 | 7% |
| Limited leave with NRPF (other) | Leave to Remain (LTR) with NRPF | 360 | 12% |
| DDV Concession | Leave to Remain (LTR) with recourse | 154 | 5% |
| Discretionary leave - trafficking | Leave to Remain (LTR) with recourse | 1 | 0% |
| Discretionary Leave (DL) - other | Leave to Remain (LTR) with recourse | 1 | 0% |
| Humanitarian Protection | Leave to Remain (LTR) with recourse | 14 | 0% |
| Indefinite Leave | Leave to Remain (LTR) with recourse | 73 | 2% |
| Limited leave with recourse to public funds (10 year route) | Leave to Remain (LTR) with recourse | 205 | 7% |
| Limited leave with recourse to public funds (following COC) | Leave to Remain (LTR) with recourse | 55 | 2% |
| Limited leave with recourse to public funds (other) | Leave to Remain (LTR) with recourse | 75 | 2% |
| Refugee Status | Leave to Remain (LTR) with recourse | 33 | 1% |
| Illegal entrant / Deception - did not claim asylum | No current immigration permission | 27 | 1% |
| Overstayer / Breach - did not claim asylum | No current immigration permission | 441 | 14% |
| Status not confirmed | No current immigration permission | 264 | 9% |
| Total | | 3073 | 100% |

Immigration status - all referrals for the year‡

| Immigration Status Groups | Count | Percentage |
|-------------------------------------|-------------|-------------|
| No current immigration permission | 732 | 25% |
| Leave to Remain (LTR) with NRPF | 629 | 21% |
| Leave to Remain (LTR) with recourse | 611 | 21% |
| EEA status / nationality | 527 | 18% |
| Asylum seeker / asylum seeker ARE | 410 | 14% |
| British | 66 | 2% |
| Total | 2975 | 100% |

Immigration status - all referrals for the year‡



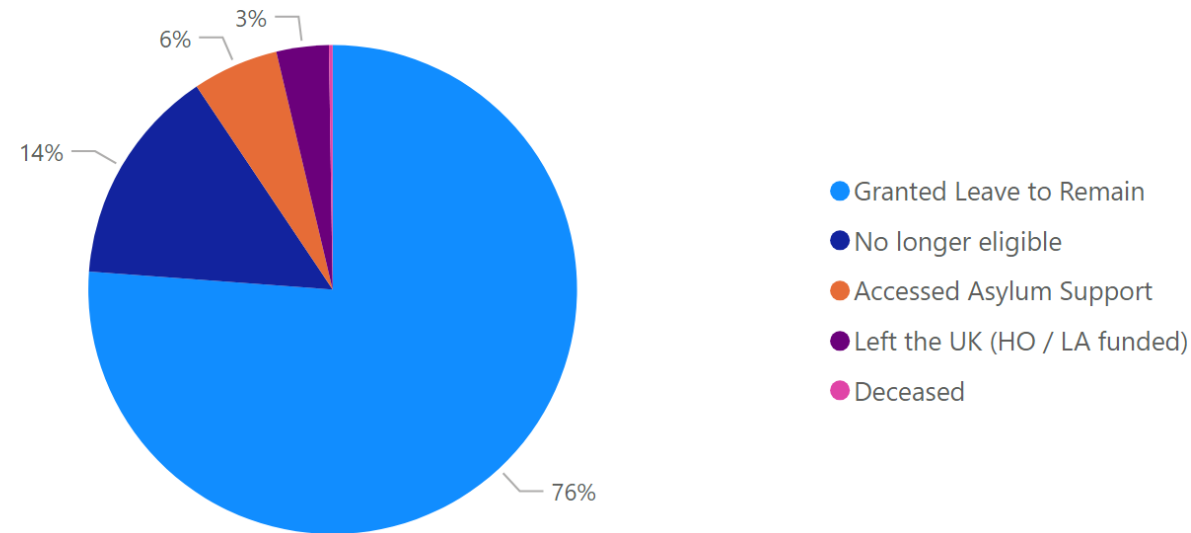
Closure reason - all closures in the year

| Reason for closure | Count | Percentage | Avg days on support |
|------------------------------|-------------|-------------|---------------------|
| Granted Leave to Remain | 924 | 76% | 553 |
| No longer eligible | 175 | 14% | 292 |
| Accessed Asylum Support | 69 | 6% | 353 |
| Left the UK (HO / LA funded) | 42 | 3% | 309 |
| Deceased | 3 | 0% | 199 |
| Total | 1213 | 100% | 495 |

Onward referral for those no longer eligible

| Referral | Count | Avg days on support |
|---|------------|---------------------|
| Support accessed through friends / family | 88 | 226 |
| Referred to borough where ordinary resident | 33 | 376 |
| Mainstream benefits and housing services | 30 | 342 |
| Employment | 18 | 380 |
| Refuge accommodation (not LA funded) | 3 | 346 |
| NRM accommodation | 2 | 260 |
| Support accessed through VCS | 1 | 120 |
| Total | 175 | 292 |

Closure reason - all closures in the year



Looked after Children and Care Leavers

Local authorities uploading financial data:

36/82 subscribers

| | | |
|------------------|-----------------|--------------------|
| Bedford | Birmingham | Brighton and Hove |
| Bristol | Bromley | Buckinghamshire |
| Croydon | Ealing | Gloucestershire |
| Hackney | Hampshire | Haringey |
| Havering | Hillingdon | Hounslow |
| Islington | Kent | Lambeth |
| Lancashire | Leicester | Lewisham |
| Milton Keynes | Newham | Norfolk |
| Northamptonshire | Nottinghamshire | Oxfordshire |
| Portsmouth | Reading | Redbridge |
| Salford | Surrey | Telford and Wrekin |
| Tower Hamlets | Waltham Forest | West Sussex |

Referrals and Supported Households

| | Q1 | Q2 | Q3 | Q4 | Total |
|-------------------------------------|-----|-----|-----|-----|-------|
| New households taken on for support | 67 | 93 | 67 | 55 | 282 |
| New households added | 226 | 406 | 303 | 144 | 1079 |
| Households closed | 155 | 132 | 129 | 217 | 633 |

Open Households

| | Q1 | Q2 | Q3 | Q4 |
|----------------------------------|------|------|------|------|
| Open households† | 2905 | 3150 | 3274 | 3172 |
| Open households under age of 18† | 409 | 479 | 538 | 471 |
| Open households aged 18-20† | 1373 | 1453 | 1457 | 1405 |
| Open households aged 21-24† | 1123 | 1218 | 1279 | 1296 |

Support Costs

| | Q1 | Q2 | Q3 | Q4 |
|-------------------------------------|--------|--------|--------|--------|
| Financially supported households† | 977 | 1025 | 1031 | 1038 |
| Total weekly cost† | £399K | £440K | £457K | £476K |
| Average annual cost per household†* | £21.3K | £22.3K | £23.1K | £23.8K |
| Total annual cost†* | £20.8M | £22.9M | £23.8M | £24.8M |

Immigration status - open cases as of 31 March 2023

| Immigration Status | Immigration Status Groups | Count | Percentage |
|---|-------------------------------------|-------------|-------------|
| Awaiting first immigration check | Awaiting first immigration check | 126 | 4% |
| British | British | 8 | 0% |
| Discretionary leave - trafficking | Leave to Remain (LTR) with recourse | 1 | 0% |
| Discretionary Leave (DL) - other | Leave to Remain (LTR) with recourse | 4 | 0% |
| EEA / family member (resident Dec 20)- unlawfully present | EEA status / nationality | 5 | 0% |
| EEA national | EEA status / nationality | 11 | 0% |
| EEA national - no record on HO systems | EEA status / nationality | 6 | 0% |
| EEA National / Dependant | EEA status / nationality | 1 | 0% |
| EUSS application submitted pre-30 June 2021 | EEA status / nationality | 13 | 0% |
| Family member of EEA national | EEA status / nationality | 5 | 0% |
| Family member of EEA national - no record on HO systems | No current immigration permission | 1 | 0% |
| Humanitarian Protection | Leave to Remain (LTR) with recourse | 48 | 2% |
| Illegal entrant / Deception - claimed asylum | Asylum seeker / asylum seeker ARE | 1577 | 50% |
| Illegal entrant / Deception - did not claim asylum | No current immigration permission | 91 | 3% |
| In Country Asylum Seeker | Asylum seeker / asylum seeker ARE | 89 | 3% |
| Indefinite Leave | Leave to Remain (LTR) with recourse | 23 | 1% |
| Leave to Enter as visitor - NRPF | Leave to Remain (LTR) with NRPF | 3 | 0% |
| Limited leave with NRPF (10 year route) | Leave to Remain (LTR) with NRPF | 6 | 0% |
| Limited leave with NRPF (other) | Leave to Remain (LTR) with NRPF | 21 | 1% |
| Limited leave with recourse to public funds (10 year route) | Leave to Remain (LTR) with recourse | 9 | 0% |
| Limited leave with recourse to public funds (following COC) | Leave to Remain (LTR) with recourse | 2 | 0% |
| Limited leave with recourse to public funds (other) | Leave to Remain (LTR) with recourse | 85 | 3% |
| No record held by Home Office | No current immigration permission | 60 | 2% |
| Overstayer / Breach - claimed asylum | Asylum seeker / asylum seeker ARE | 133 | 4% |
| Overstayer / Breach - did not claim asylum | No current immigration permission | 30 | 1% |
| Port Case | Asylum seeker / asylum seeker ARE | 84 | 3% |
| Pre-settled status LTR (EUSS) | EEA status / nationality | 9 | 0% |
| Refugee Status | Leave to Remain (LTR) with recourse | 554 | 17% |
| Settled status ILR (EUSS) | EEA status / nationality | 7 | 0% |
| Status not confirmed | No current immigration permission | 122 | 4% |
| UASC leave | Leave to Remain (LTR) with recourse | 38 | 1% |
| Total | | 3172 | 100% |

Summary of immigration status - open cases as of 31 March 2023

| Immigration Status Groups | Count | Percentage |
|-------------------------------------|-------------|-------------|
| Asylum seeker / asylum seeker ARE | 1883 | 62% |
| Leave to Remain (LTR) with recourse | 764 | 25% |
| No current immigration permission | 304 | 10% |
| EEA status / nationality | 57 | 2% |
| Leave to Remain (LTR) with NRPF | 30 | 1% |
| British | 8 | 0% |
| Total | 3046 | 100% |

Summary of immigration status - open cases as of 31 March 2023

