



NRPF Connect Data Report 2024/25

UK Data Report

What is the NRPF Connect data report 2024/25?

This data report collates and analyses the data recorded by councils in the UK using NRPF Connect in the 2024/25 financial year. It provides a summary of referrals made and the support provided by social care services around the UK for people with no recourse to public funds (NRPF). The data is used to inform policy recommendations.

What is NRPF Connect?

NRPF Connect is the national database and case management tool for councils to record details of households with NRPF that are being provided with accommodation and/or financial support by social services, hosted by the NRPF Network.

What support is recorded on NRPF Connect?

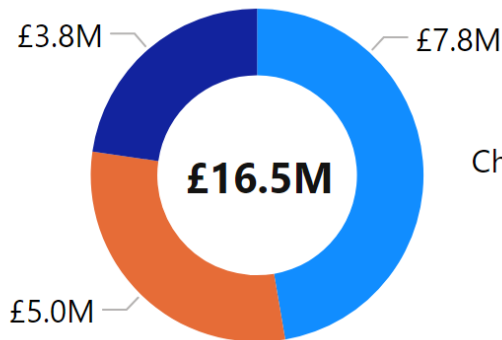
Councils can provide accommodation and financial support to people who are excluded from claiming benefits and mainstream housing assistance when statutory duties are engaged under social care legislation. Local authorities across the UK record the social care services they provide to families, adults with care needs, and care leavers with no recourse to public funds (NRPF). You can read more about NRPF support on the [NRPF Network website](#).

Notes on the data

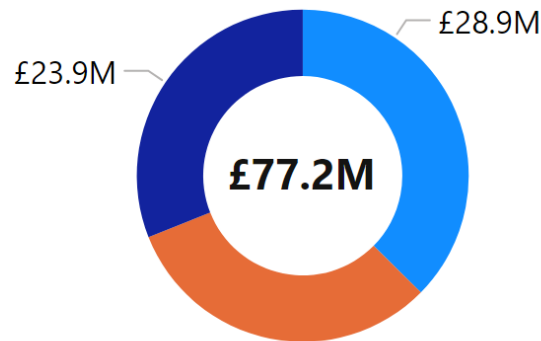
- “Adults” refers to adults with care needs provided with support under S18(1) Care Act 2014, S19(1) Care Act 2014, S12 Social Work (Scotland) Act 1968, S35 Social Services & Well-being (Wales) Act 2014, P7 Housing Act 1996, S1 Localism Act 2011, or S117 Mental Health Act 1983.
- “Families” refers to families with a child in need with support under S17 Children Act 1989, S22 Children (Scotland) Act 1995, or S37 Social Services & Well-Being (Wales) Act 2014.
- “Children and care leavers” refers to looked after children and young people leaving care supported under Children (Leaving Care) Act 2000, S20 Children Act 1989, S25 Children (Scotland) Act 1995, S29 & S30 Children (Scotland) Act 1995, or Part 6 Social Services & Well-Being (Wales) Act 2014
- “Support costs” relate to accommodation and financial support (subsistence) costs only, and do not include staffing or other costs incurred by councils delivering support to NRPF households.
- Data was last downloaded from NRPF Connect on 29/07/2025
- “Year-to-date” figures cover the time period from the start of the financial year to the end of the reported quarter.

Key

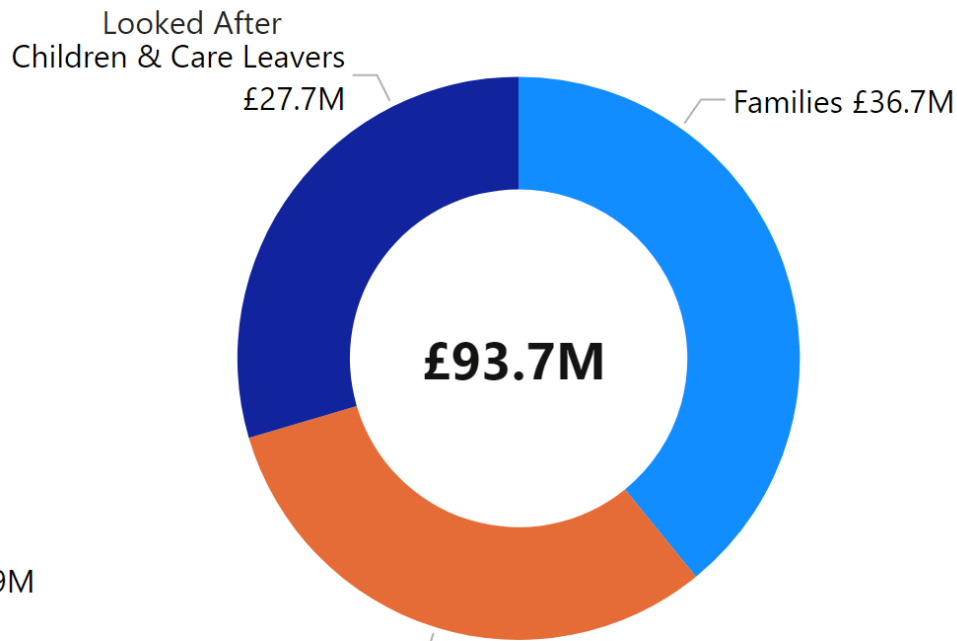
‡ - Those awaiting a first immigration check have been removed from the summary



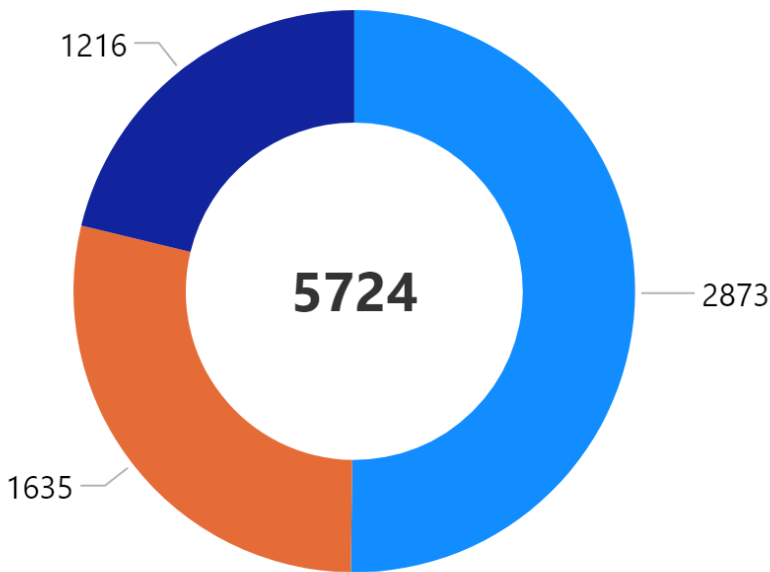
Person Related Costs



Property Related Costs



Total Annual Cost

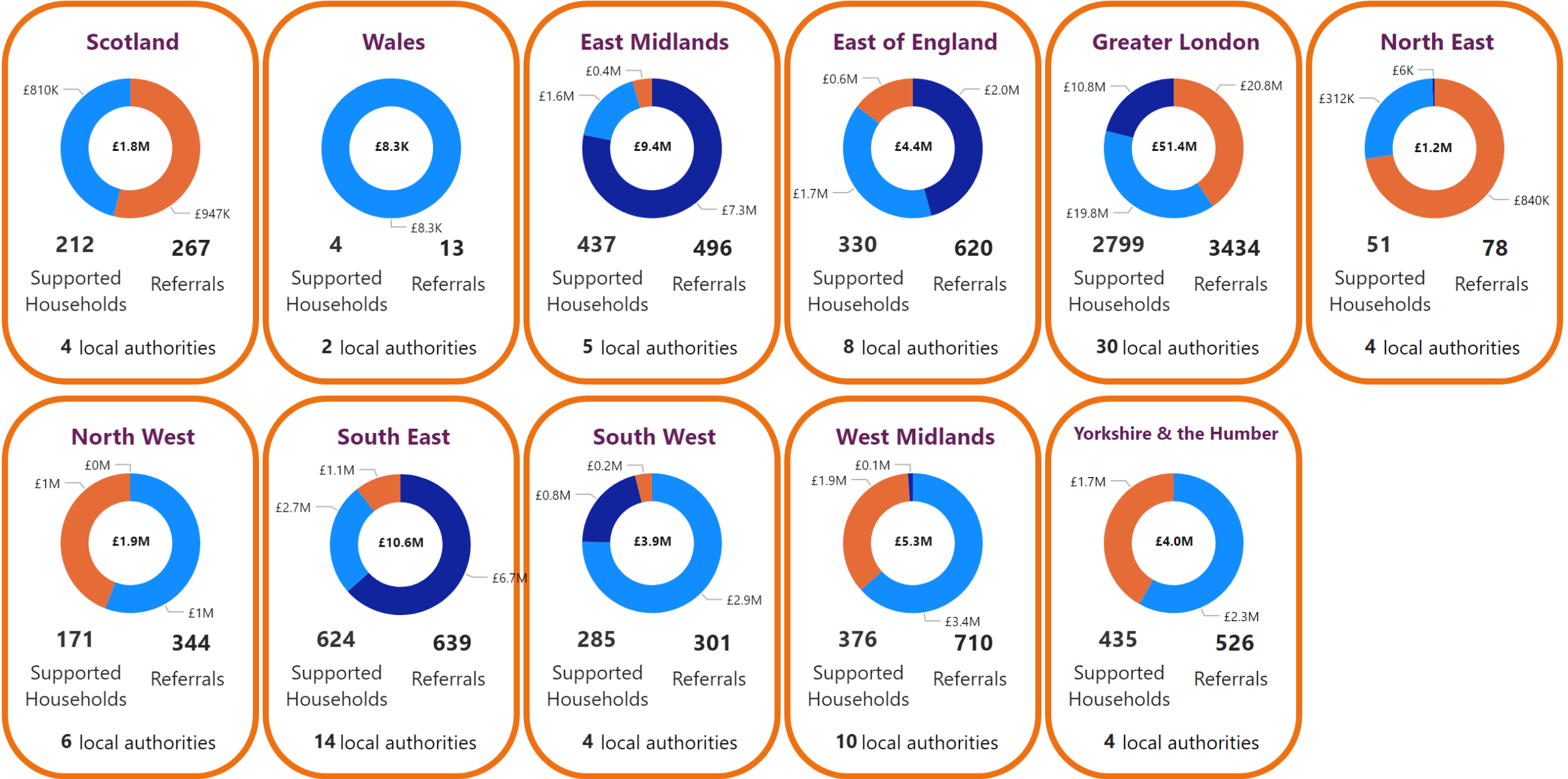


Supported Households

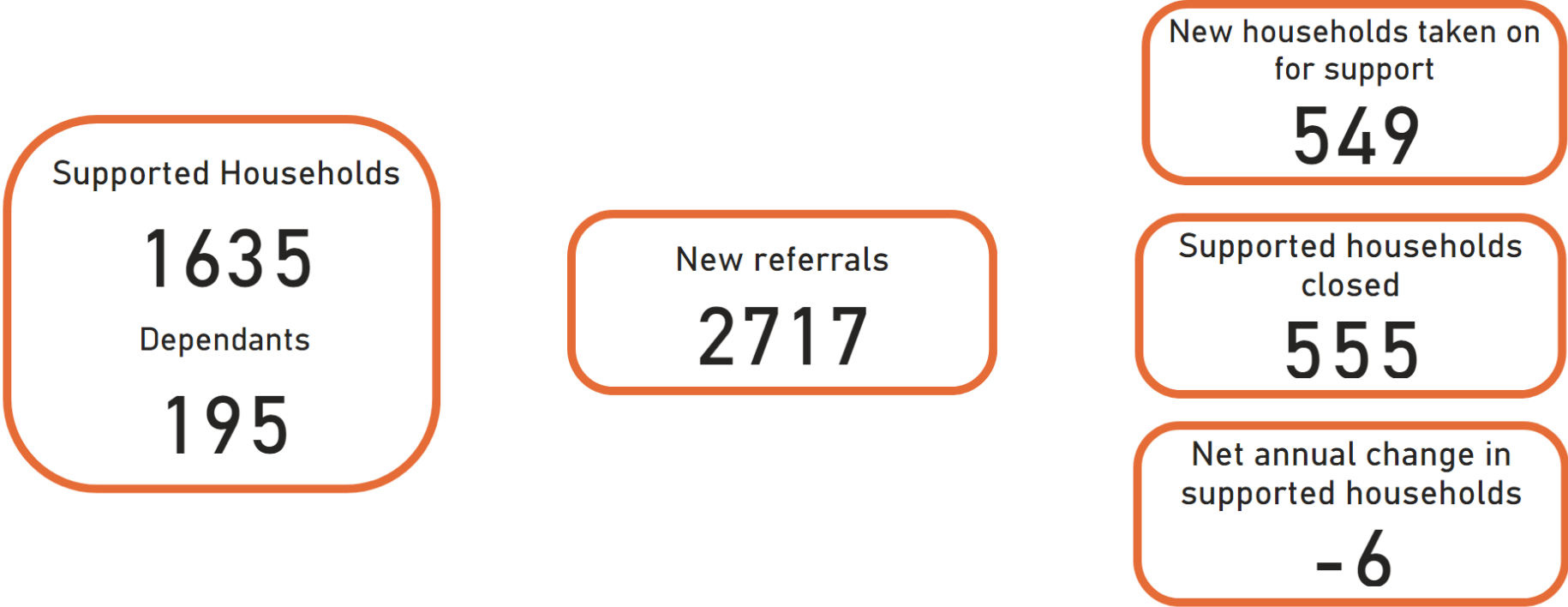
- Families
- Children & Care Leavers
- Adults

90 local authority subscribers

Geographical Breakdown



Adults with care and support needs





All cases

Average number of days on support

880

1,000 Day Cases

Households supported for 1000 days

492

1000 day households as % of total

30%

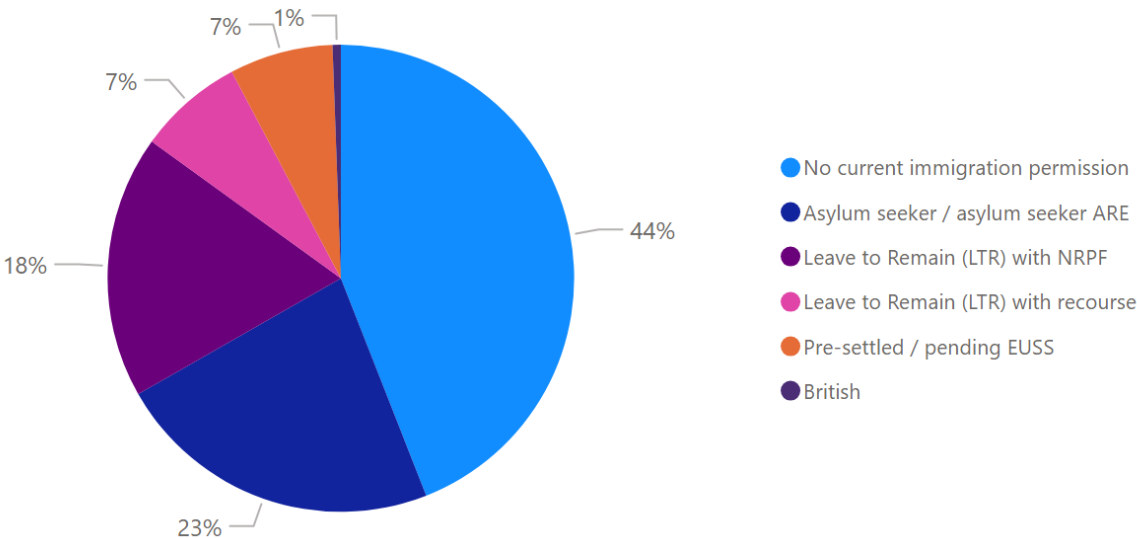
Immigration status - financially supported in 2024/25

Immigration Status	Immigration Status Groups	Count	Percentage
Awaiting first immigration check	Awaiting first immigration check	59	3.61%
British	British	9	0.55%
DDV Concession	Leave to Remain (LTR) with recourse	11	0.67%
Discretionary Leave (DL) - other	Leave to Remain (LTR) with recourse	6	0.37%
EEA / family member (resident Dec 20)- unlawfully present	No current immigration permission	24	1.47%
EEA family permit	No current immigration permission	2	0.12%
EEA national	No current immigration permission	6	0.37%
EEA national - no record on HO systems	No current immigration permission	4	0.24%
EEA National / Dependant	No current immigration permission	2	0.12%
EUSS application submitted after 30 June 2021	Pre-settled / pending EUSS	5	0.31%
EUSS application submitted in time	Pre-settled / pending EUSS	5	0.31%
EUSS application submitted out of time	Pre-settled / pending EUSS	2	0.12%
EUSS application submitted pre-30 June 2021	Pre-settled / pending EUSS	13	0.80%
Hong Kong BN(O) Visa	Leave to Remain (LTR) with NRPF	2	0.12%
Humanitarian Protection	Leave to Remain (LTR) with recourse	4	0.24%
Illegal entrant / Deception - claimed asylum	Asylum seeker / asylum seeker ARE	141	8.62%
Illegal entrant / Deception - did not claim asylum	No current immigration permission	69	4.22%
In Country Asylum Seeker	Asylum seeker / asylum seeker ARE	27	1.65%
Indefinite Leave	Leave to Remain (LTR) with recourse	10	0.61%
Leave to Enter as visitor - NRPF	Leave to Remain (LTR) with NRPF	23	1.41%
Limited leave with NRPF (10 year route)	Leave to Remain (LTR) with NRPF	37	2.26%
Limited leave with NRPF (other)	Leave to Remain (LTR) with NRPF	225	13.76%
Limited leave with recourse to public funds (10 year route)	Leave to Remain (LTR) with recourse	25	1.53%
Limited leave with recourse to public funds (following COC)	Leave to Remain (LTR) with recourse	7	0.43%
Limited leave with recourse to public funds (other)	Leave to Remain (LTR) with recourse	27	1.65%
No record held by Home Office	No current immigration permission	6	0.37%
Overstay / Breach - claimed asylum	Asylum seeker / asylum seeker ARE	163	9.97%
Overstay / Breach - did not claim asylum	No current immigration permission	380	23.24%
Port Case	Asylum seeker / asylum seeker ARE	27	1.65%
Pre-settled status LTR (EUSS)	Pre-settled / pending EUSS	88	5.38%
Refugee Status	Leave to Remain (LTR) with recourse	14	0.86%
Settled status ILR (EUSS)	Leave to Remain (LTR) with recourse	11	0.67%
Status not confirmed	No current immigration permission	201	12.29%
Total		1635	100.00%

Summary of immigration status - supported in 2024/25†

Immigration Status Groups	Count	Percentage
No current immigration permission	694	44.04%
Asylum seeker / asylum seeker ARE	358	22.72%
Leave to Remain (LTR) with NRPF	287	18.21%
Leave to Remain (LTR) with recourse	115	7.30%
Pre-settled / pending EUSS	113	7.17%
British	9	0.57%
Total	1576	100.00%

Summary of immigration status - supported in 2024/25†



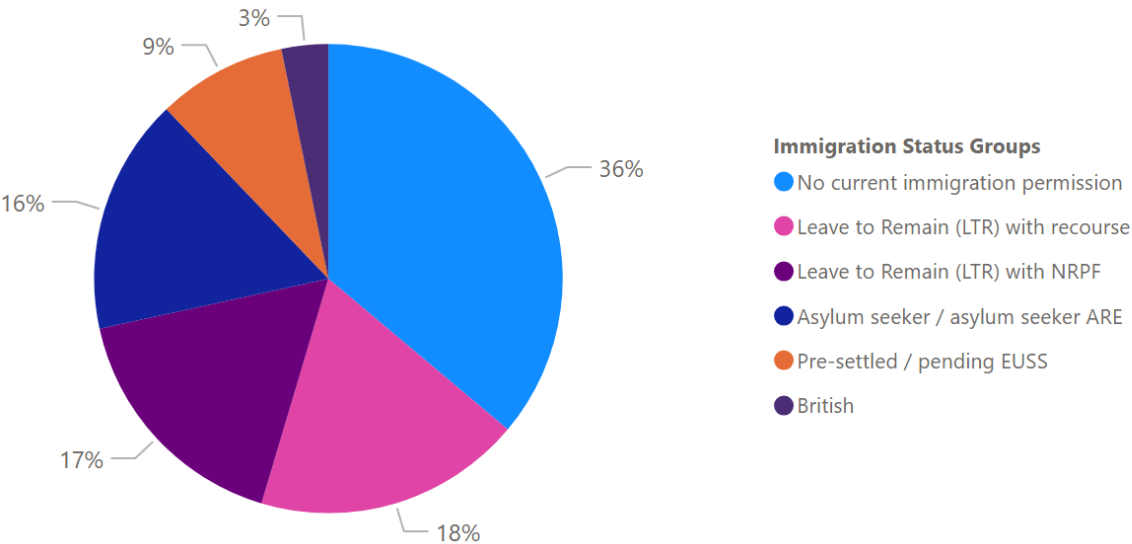
Immigration status - all referrals in 2024/25

Immigration Status	Immigration Status Groups	Count	Percentage
Illegal entrant / Deception - claimed asylum	Asylum seeker / asylum seeker ARE	169	6.22%
In Country Asylum Seeker	Asylum seeker / asylum seeker ARE	68	2.50%
Overstayer / Breach - claimed asylum	Asylum seeker / asylum seeker ARE	156	5.74%
Port Case	Asylum seeker / asylum seeker ARE	41	1.51%
Awaiting first immigration check	Awaiting first immigration check	51	1.88%
British	British	86	3.17%
Hong Kong BN(O) Visa	Leave to Remain (LTR) with NRPF	3	0.11%
Leave to Enter as visitor - NRPF	Leave to Remain (LTR) with NRPF	33	1.21%
Limited leave with NRPF (10 year route)	Leave to Remain (LTR) with NRPF	45	1.66%
Limited leave with NRPF (other)	Leave to Remain (LTR) with NRPF	371	13.65%
DDV Concession	Leave to Remain (LTR) with recourse	14	0.52%
Discretionary Leave (DL) - other	Leave to Remain (LTR) with recourse	3	0.11%
Humanitarian Protection	Leave to Remain (LTR) with recourse	7	0.26%
Indefinite Leave	Leave to Remain (LTR) with recourse	125	4.60%
Limited leave with recourse to public funds (10 year route)	Leave to Remain (LTR) with recourse	32	1.18%
Limited leave with recourse to public funds (following COC)	Leave to Remain (LTR) with recourse	7	0.26%
Limited leave with recourse to public funds (other)	Leave to Remain (LTR) with recourse	135	4.97%
Refugee Status	Leave to Remain (LTR) with recourse	51	1.88%
Settled status ILR (EUSS)	Leave to Remain (LTR) with recourse	119	4.38%
EEA / family member (resident Dec 20)- unlawfully present	No current immigration permission	5	0.18%
EEA national	No current immigration permission	3	0.11%
EEA national - no record on HO systems	No current immigration permission	1	0.04%
EEA National / Dependant	No current immigration permission	2	0.07%
Illegal entrant / Deception - did not claim asylum	No current immigration permission	61	2.25%
No record held by Home Office	No current immigration permission	2	0.07%
Overstayer / Breach - did not claim asylum	No current immigration permission	343	12.62%
Status not confirmed	No current immigration permission	546	20.10%
EUSS application submitted after 30 June 2021	Pre-settled / pending EUSS	11	0.40%
EUSS application submitted in time	Pre-settled / pending EUSS	29	1.07%
EUSS application submitted out of time	Pre-settled / pending EUSS	3	0.11%
EUSS application submitted pre-30 June 2021	Pre-settled / pending EUSS	5	0.18%
EUSS family member permit	Pre-settled / pending EUSS	2	0.07%
Pre-settled status LTR (EUSS)	Pre-settled / pending EUSS	188	6.92%
Total		2717	100.00%

Immigration status - all referrals in 2024/25†

Immigration Status Groups	Count	Percentage
No current immigration permission	963	36.12%
Leave to Remain (LTR) with recourse	493	18.49%
Leave to Remain (LTR) with NRPF	452	16.95%
Asylum seeker / asylum seeker ARE	434	16.28%
Pre-settled / pending EUSS	238	8.93%
British	86	3.23%
Total	2666	100.00%

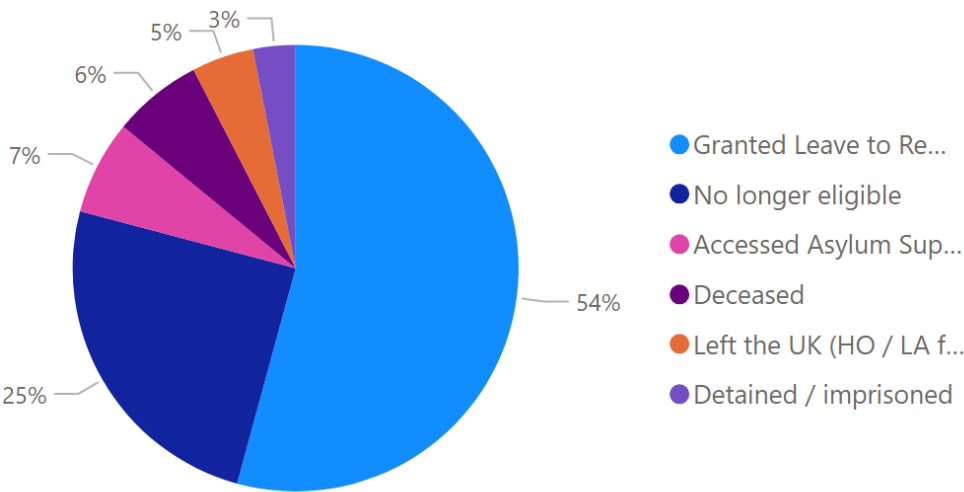
Immigration status - all referrals in 2024/25†



Closure reason - all closures in 2024/25			
Reason for closure	Count	Percentage	Avg days on support
Granted Leave to Remain	301	54%	779
No longer eligible	138	25%	443
Accessed Asylum Support	38	7%	246
Deceased	36	6%	837
Left the UK (HO / LA funded)	25	5%	447
Detained / imprisoned	17	3%	260
Total	555	100%	632

Onward referral for those no longer eligible		
Referral	Count	Percentage
Support accessed through friends / family	58	42%
Mainstream benefits and housing services	25	18%
Referred to borough where ordinary resident	23	17%
NRM accommodation	11	8%
Employment	10	7%
Refuge accommodation (not LA funded)	6	4%
Support accessed through VCS	5	4%
Total	138	100%

Closure reason - all closures in 2024/25

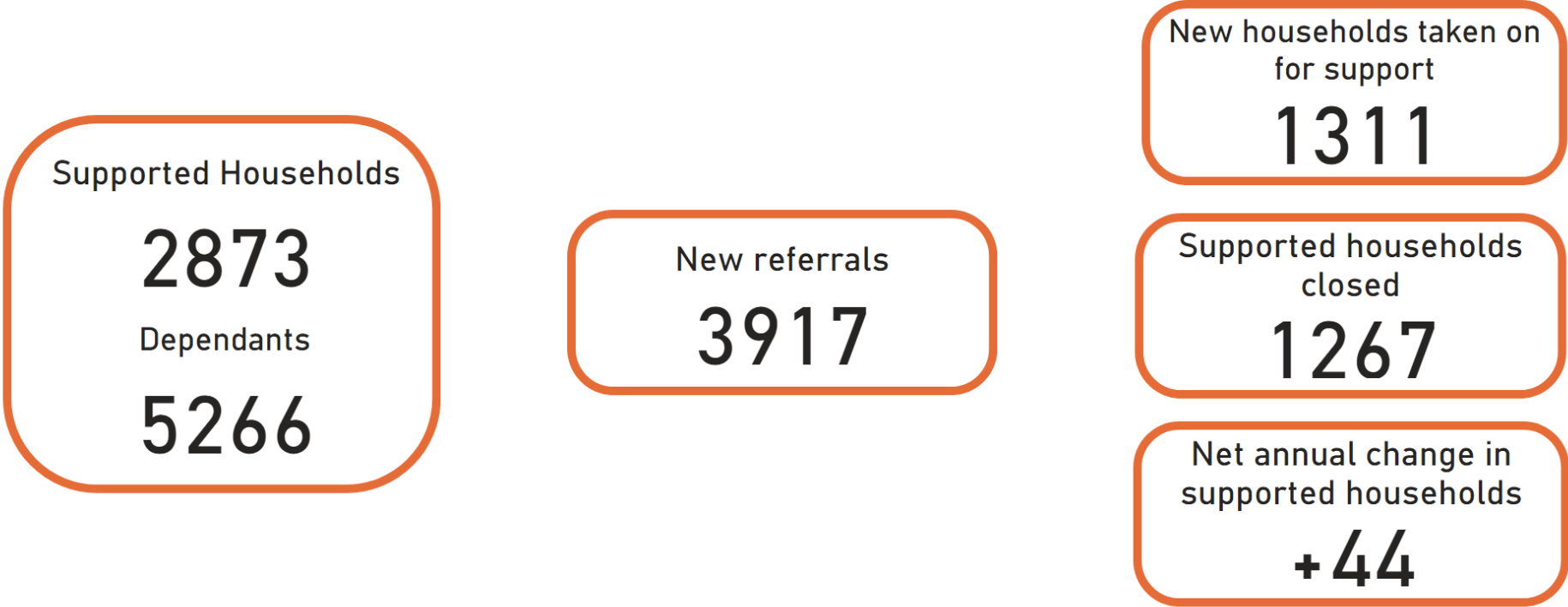


Local authorities uploading financial data

62/90 subscribers

Aberdeen	Barking and Dagenham	Barnet	Bexley	Birmingham
Bradford	Brighton and Hove	Bristol	Camden	Coventry
Croydon	Derby	Durham	Ealing	East Sussex
Edinburgh	Enfield	Gateshead	Glasgow	Greenwich
Hackney	Hammersmith and Fulham	Hampshire	Haringey	Havering
Hertfordshire	Hillingdon	Hounslow	Islington	Kensington and Chelsea
Kent	Kirklees	Lambeth	Lancashire	Leeds
Leicester	Lewisham	Luton	Manchester	Merton
Middlesbrough	Milton Keynes	Newcastle	Newham	Norfolk
Redbridge	Rochdale	Salford	Sheffield	Slough
Southampton	Southend on Sea	Southwark	Stoke	Surrey
Thurrock	Tower Hamlets	Walsall	Wandsworth	West Sussex
Westminster	Wolverhampton			

Families with Children in Need





All cases

Average number of days on support

501

1,000 Day Cases

Households supported for 1000 days

451

1000 day households as % of total

16%

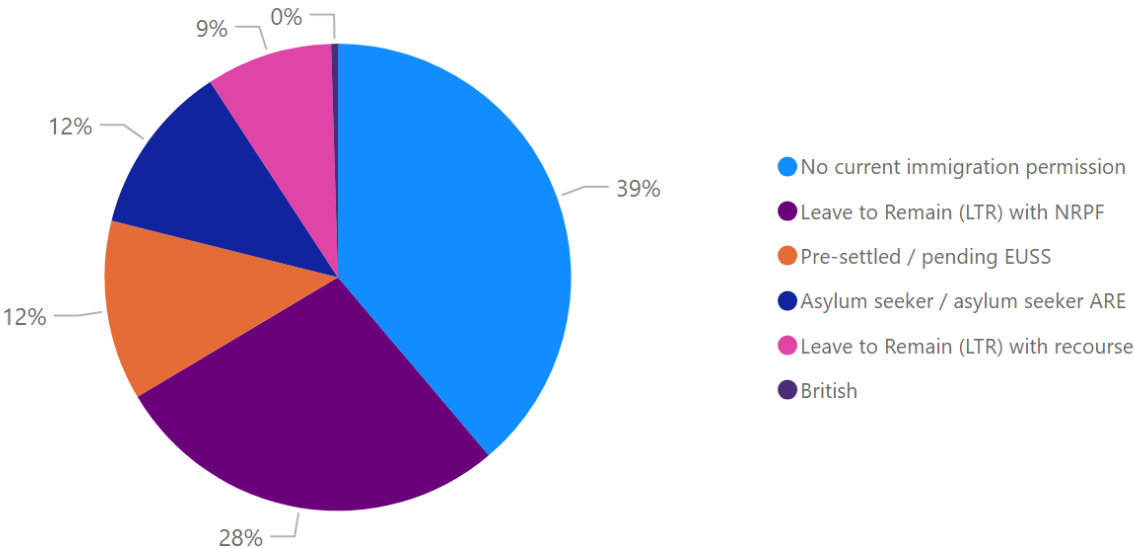
Immigration status - financially supported in 2024/25

Immigration Status	Immigration Status Groups	Count	Percentage
Illegal entrant / Deception - claimed asylum	Asylum seeker / asylum seeker ARE	97	3.38%
In Country Asylum Seeker	Asylum seeker / asylum seeker ARE	30	1.04%
Overstay / Breach - claimed asylum	Asylum seeker / asylum seeker ARE	183	6.37%
Port Case	Asylum seeker / asylum seeker ARE	24	0.84%
Awaiting first immigration check	Awaiting first immigration check	62	2.16%
British	British	13	0.45%
Hong Kong BN(O) Visa	Leave to Remain (LTR) with NRPF	1	0.03%
Leave to Enter as visitor - NRPF	Leave to Remain (LTR) with NRPF	56	1.95%
Limited leave with NRPF (10 year route)	Leave to Remain (LTR) with NRPF	124	4.32%
Limited leave with NRPF (other)	Leave to Remain (LTR) with NRPF	596	20.74%
DDV Concession	Leave to Remain (LTR) with recourse	49	1.71%
Discretionary leave - trafficking	Leave to Remain (LTR) with recourse	1	0.03%
Humanitarian Protection	Leave to Remain (LTR) with recourse	1	0.03%
Indefinite Leave	Leave to Remain (LTR) with recourse	18	0.63%
Limited leave with recourse to public funds (10 year route)	Leave to Remain (LTR) with recourse	71	2.47%
Limited leave with recourse to public funds (following COC)	Leave to Remain (LTR) with recourse	12	0.42%
Limited leave with recourse to public funds (other)	Leave to Remain (LTR) with recourse	61	2.12%
Refugee Status	Leave to Remain (LTR) with recourse	21	0.73%
Settled status ILR (EUSS)	Leave to Remain (LTR) with recourse	12	0.42%
EEA / family member (resident Dec 20)- unlawfully present	No current immigration permission	30	1.04%
EEA derived right of residence (other)	No current immigration permission	2	0.07%
EEA national - no record on HO systems	No current immigration permission	1	0.03%
EEA National / Dependant	No current immigration permission	1	0.03%
Illegal entrant / Deception - did not claim asylum	No current immigration permission	54	1.88%
Overstay / Breach - did not claim asylum	No current immigration permission	737	25.65%
Status not confirmed	No current immigration permission	266	9.26%
EUSS application submitted after 30 June 2021	Pre-settled / pending EUSS	19	0.66%
EUSS application submitted in time	Pre-settled / pending EUSS	14	0.49%
EUSS application submitted out of time	Pre-settled / pending EUSS	3	0.10%
EUSS application submitted pre-30 June 2021	Pre-settled / pending EUSS	10	0.35%
Pre-settled status LTR (EUSS)	Pre-settled / pending EUSS	304	10.58%
Total		2873	100.00%

Summary of immigration status - supported in 2024/25†

Immigration Status Groups	Count	Percentage
No current immigration permission	1091	38.81%
Leave to Remain (LTR) with NRPF	777	27.64%
Pre-settled / pending EUSS	350	12.45%
Asylum seeker / asylum seeker ARE	334	11.88%
Leave to Remain (LTR) with recourse	246	8.75%
British	13	0.46%
Total	2811	100.00%

Summary of immigration status - supported in 2024/25†



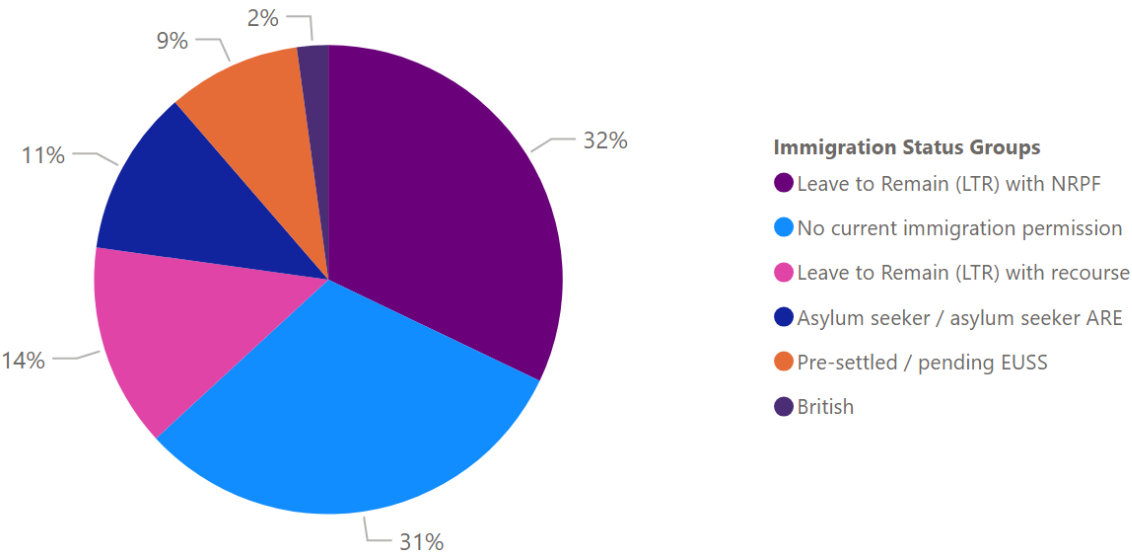
Immigration status - all referrals in 2024/25

Immigration Status	Immigration Status Groups	Count	Percentage
Illegal entrant / Deception - claimed asylum	Asylum seeker / asylum seeker ARE	148	3.78%
In Country Asylum Seeker	Asylum seeker / asylum seeker ARE	98	2.50%
Overstay / Breach - claimed asylum	Asylum seeker / asylum seeker ARE	153	3.91%
Port Case	Asylum seeker / asylum seeker ARE	41	1.05%
Awaiting first immigration check	Awaiting first immigration check	76	1.94%
British	British	83	2.12%
Hong Kong BN(O) Visa	Leave to Remain (LTR) with NRPF	2	0.05%
Leave to Enter as visitor - NRPF	Leave to Remain (LTR) with NRPF	56	1.43%
Limited leave with NRPF (10 year route)	Leave to Remain (LTR) with NRPF	133	3.40%
Limited leave with NRPF (other)	Leave to Remain (LTR) with NRPF	1042	26.60%
DDV Concession	Leave to Remain (LTR) with recourse	50	1.28%
Discretionary leave - trafficking	Leave to Remain (LTR) with recourse	1	0.03%
Discretionary Leave (DL) - other	Leave to Remain (LTR) with recourse	3	0.08%
Humanitarian Protection	Leave to Remain (LTR) with recourse	5	0.13%
Indefinite Leave	Leave to Remain (LTR) with recourse	99	2.53%
Limited leave with recourse to public funds (10 year route)	Leave to Remain (LTR) with recourse	44	1.12%
Limited leave with recourse to public funds (following COC)	Leave to Remain (LTR) with recourse	14	0.36%
Limited leave with recourse to public funds (other)	Leave to Remain (LTR) with recourse	207	5.28%
Refugee Status	Leave to Remain (LTR) with recourse	57	1.46%
Settled status ILR (EUSS)	Leave to Remain (LTR) with recourse	59	1.51%
EEA / family member (resident Dec 20)- unlawfully present	No current immigration permission	4	0.10%
EEA derived right of residence (Zambrano) - documented	No current immigration permission	1	0.03%
EEA national	No current immigration permission	1	0.03%
EEA National / Dependant	No current immigration permission	1	0.03%
Illegal entrant / Deception - did not claim asylum	No current immigration permission	67	1.71%
Overstay / Breach - did not claim asylum	No current immigration permission	529	13.51%
Status not confirmed	No current immigration permission	590	15.06%
EUSS application submitted after 30 June 2021	Pre-settled / pending EUSS	15	0.38%
EUSS application submitted in time	Pre-settled / pending EUSS	35	0.89%
EUSS application submitted out of time	Pre-settled / pending EUSS	10	0.26%
EUSS application submitted pre-30 June 2021	Pre-settled / pending EUSS	3	0.08%
EUSS family member permit	Pre-settled / pending EUSS	9	0.23%
Pre-settled status LTR (EUSS)	Pre-settled / pending EUSS	281	7.17%
Total		3917	100.00%

Immigration status - all referrals in 2024/25†

Immigration Status Groups	Count	Percentage
Leave to Remain (LTR) with NRPF	1233	32.10%
No current immigration permission	1193	31.06%
Leave to Remain (LTR) with recourse	539	14.03%
Asylum seeker / asylum seeker ARE	440	11.46%
Pre-settled / pending EUSS	353	9.19%
British	83	2.16%
Total	3841	100.00%

Immigration status - all referrals in 2024/25†



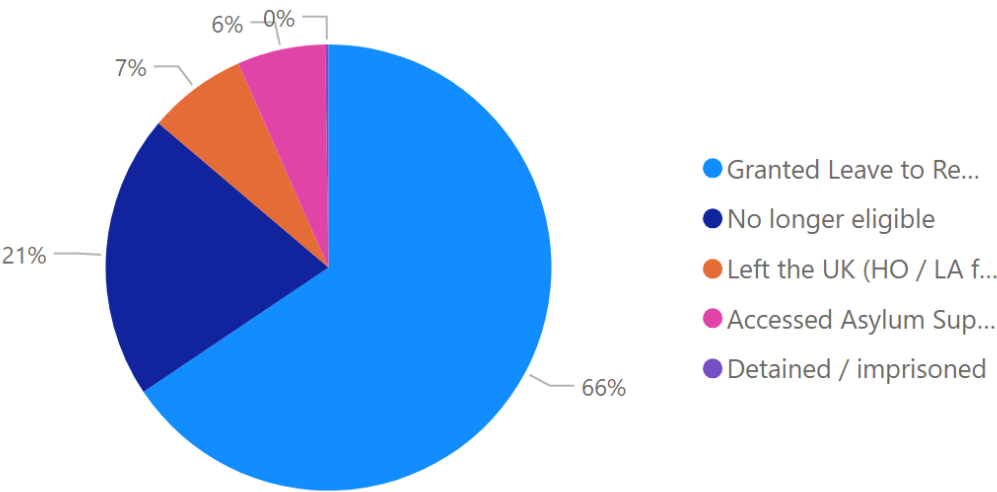
Closure reason - all closures in 2024/25

Reason for closure	Count	Percentage	Avg days on support
Granted Leave to Remain	831	66%	479
No longer eligible	261	21%	358
Left the UK (HO / LA funded)	91	7%	280
Accessed Asylum Support	81	6%	292
Detained / imprisoned	3	0%	1143
Total	1267	100%	429

Onward referral for those no longer eligible

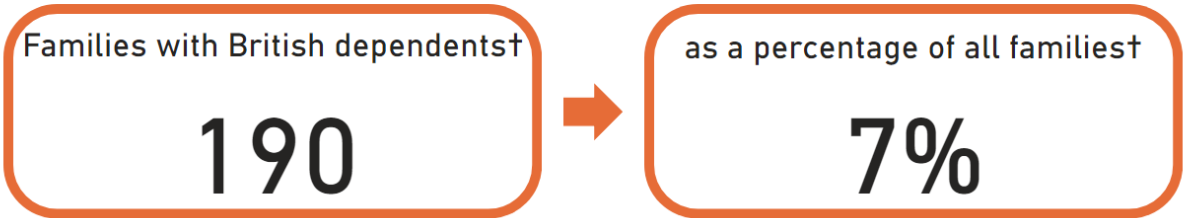
Referral	Count	Percentage
Support accessed through friends / family	107	41%
Mainstream benefits and housing services	57	22%
Referred to borough where ordinary resident	51	20%
Employment	40	15%
Refuge accommodation (not LA funded)	3	1%
Support accessed through VCS	2	1%
NRM accommodation	1	0%
Total	261	100%

Closure reason - all closures in 2024/25

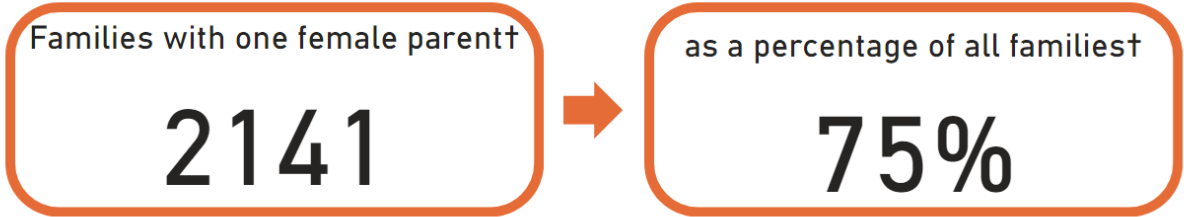
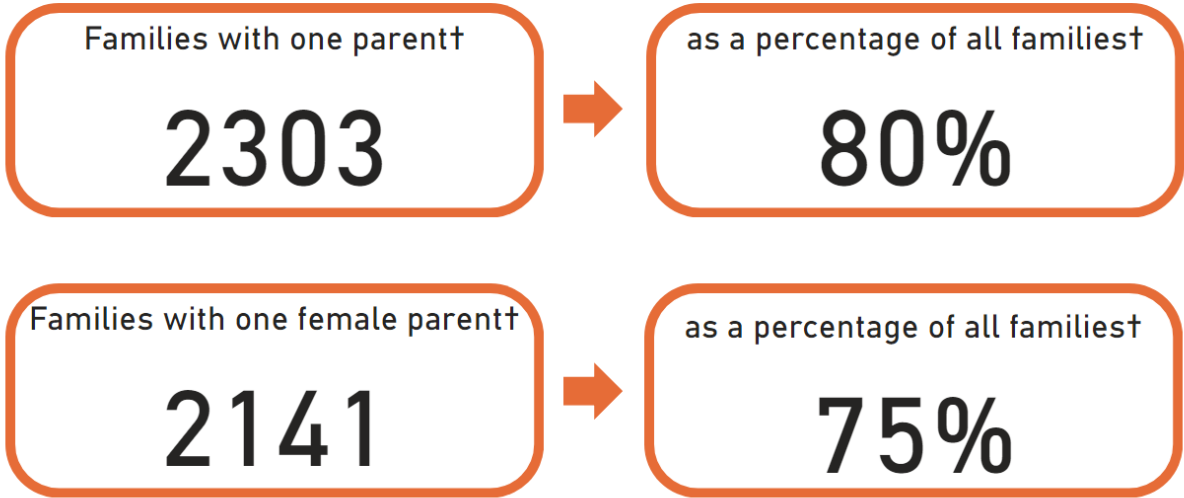


Following requests from our members, we have calculated the following figures:

Families with British Dependents



Single Parent Families



Local authorities uploading financial data

82/90 subscribers

Aberdeen	Barking and Dagenham	Barnet	Bedford	Bexley
Birmingham	Bradford	Brent	Brighton and Hove	Bristol
Bromley	Buckinghamshire	Camden	Coventry	Croydon
Derby	Dudley	Durham	Ealing	East Sussex
Edinburgh	Enfield	Essex	Gateshead	Glasgow
Gloucestershire	Greenwich	Hackney	Hammersmith and Fulham	Hampshire
Haringey	Harrow	Havering	Hertfordshire	Hillingdon
Hounslow	Islington	Kensington and Chelsea	Kent	Kirklees
Lambeth	Lancashire	Leeds	Leicester	Lewisham
Liverpool	Luton	Manchester	Medway	Merton
Middlesbrough	Milton Keynes	Newham	Newport	Norfolk
Northamptonshire	Nottingham	Nottinghamshire	Oxfordshire	Peterborough
Portsmouth	Reading	Redbridge	Salford	Sandwell
Sheffield	Southampton	Southend on Sea	Southwark	Stoke
Surrey	Sutton	Telford and Wrekin	Thurrock	Tower Hamlets
Walsall	Waltham Forest	Wandsworth	Warwickshire	West Sussex
Westminster	Wolverhampton			

Looked after Children and Care Leavers

Caseload changes

New cases

794

New cases taken on for support

199

Cases closed

571

Open Cases

Open cases under age of 18

842

Total open cases

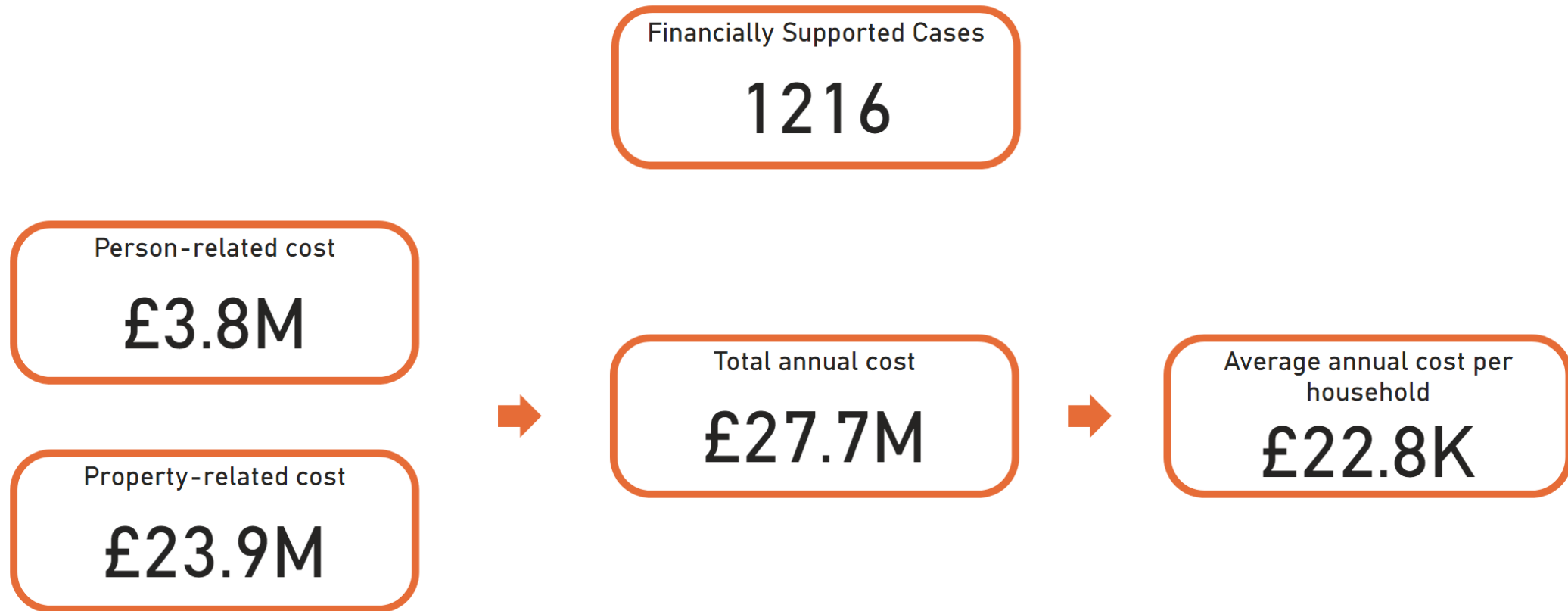
3347

Open cases aged 18-20

1416

Open cases aged 21-24

1089



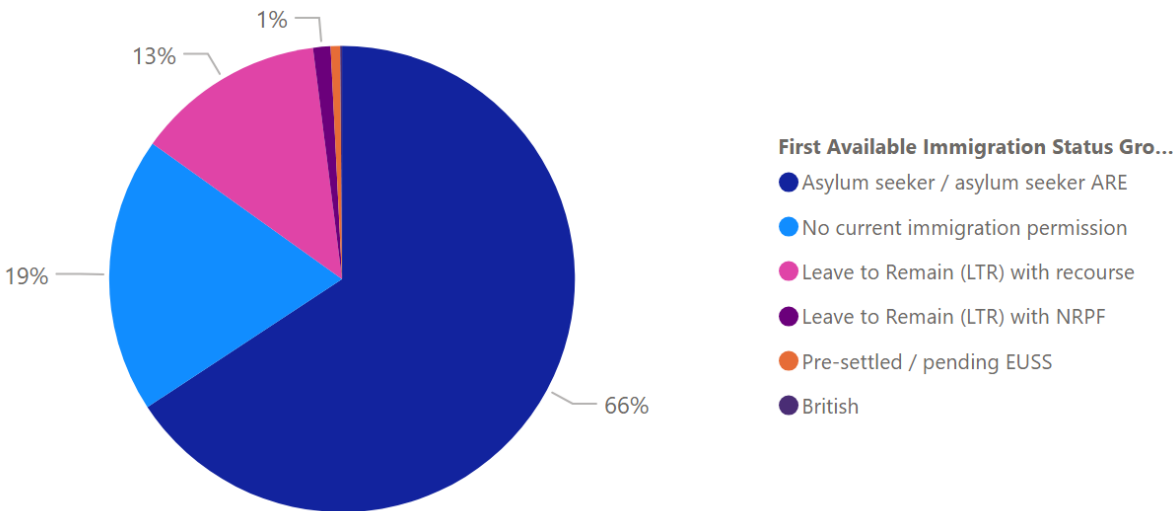
Immigration status - open cases in 2024/25

Immigration Status	Immigration Status Groups	Count	Percentage
Illegal entrant / Deception - claimed asylum	Asylum seeker / asylum seeker ARE	1889	49.10%
In Country Asylum Seeker	Asylum seeker / asylum seeker ARE	355	9.23%
Overstayer / Breach - claimed asylum	Asylum seeker / asylum seeker ARE	103	2.68%
Port Case	Asylum seeker / asylum seeker ARE	160	4.16%
Awaiting first immigration check	Awaiting first immigration check	34	0.88%
British	British	5	0.13%
Leave to Enter as visitor - NRPF	Leave to Remain (LTR) with NRPF	6	0.16%
Limited leave with NRPF (10 year route)	Leave to Remain (LTR) with NRPF	3	0.08%
Limited leave with NRPF (other)	Leave to Remain (LTR) with NRPF	37	0.96%
Discretionary leave - trafficking	Leave to Remain (LTR) with recourse	1	0.03%
Discretionary Leave (DL) - other	Leave to Remain (LTR) with recourse	11	0.29%
Humanitarian Protection	Leave to Remain (LTR) with recourse	15	0.39%
Indefinite Leave	Leave to Remain (LTR) with recourse	25	0.65%
Limited Leave (including 3C applications and visas)	Leave to Remain (LTR) with recourse	1	0.03%
Limited leave with recourse to public funds (10 year route)	Leave to Remain (LTR) with recourse	13	0.34%
Limited leave with recourse to public funds (following COC)	Leave to Remain (LTR) with recourse	1	0.03%
Limited leave with recourse to public funds (other)	Leave to Remain (LTR) with recourse	80	2.08%
Refugee Status	Leave to Remain (LTR) with recourse	278	7.23%
Settled status ILR (EUSS)	Leave to Remain (LTR) with recourse	14	0.36%
UASC leave	Leave to Remain (LTR) with recourse	62	1.61%
EEA / family member (resident Dec 20)- unlawfully present	No current immigration permission	3	0.08%
EEA derived right of residence (other)	No current immigration permission	1	0.03%
EEA national	No current immigration permission	9	0.23%
EEA national - no record on HO systems	No current immigration permission	5	0.13%
Illegal entrant / Deception - did not claim asylum	No current immigration permission	84	2.18%
No record held by Home Office	No current immigration permission	109	2.83%
Overstayer / Breach - did not claim asylum	No current immigration permission	28	0.73%
Status not confirmed	No current immigration permission	490	12.74%
EUSS application submitted after 30 June 2021	Pre-settled / pending EUSS	1	0.03%
EUSS application submitted in time	Pre-settled / pending EUSS	1	0.03%
EUSS application submitted pre-30 June 2021	Pre-settled / pending EUSS	6	0.16%
Family member of EEA national	Pre-settled / pending EUSS	4	0.10%
Pre-settled status LTR (EUSS)	Pre-settled / pending EUSS	13	0.34%
Total		3847	100.00%

Summary of immigration status - open cases in 2024/25†

Immigration Status Groups	Count	Percentage
Asylum seeker / asylum seeker ARE	2507	65.75%
No current immigration permission	729	19.12%
Leave to Remain (LTR) with recourse	501	13.14%
Leave to Remain (LTR) with NRPF	46	1.21%
Pre-settled / pending EUSS	25	0.66%
British	5	0.13%
Total	3813	100.00%

Summary of immigration status - open cases in 2024/25†



Local authorities uploading financial data

43/90 subscribers

Bedford	Birmingham	Brighton and Hove	Bristol	Bromley
Buckinghamshire	Croydon	Ealing	Essex	Gateshead
Gloucestershire	Hackney	Hampshire	Haringey	Havering
Hertfordshire	Hillingdon	Hounslow	Islington	Kent
Lambeth	Leicester	Lewisham	Milton Keynes	Newham
Norfolk	Northamptonshire	Nottingham	Nottinghamshire	Oxfordshire
Peterborough	Portsmouth	Reading	Redbridge	Salford
South Gloucestershire	Surrey	Telford and Wrekin	Tower Hamlets	Walsall
Waltham Forest	West Sussex	Westminster		