



NRPF Connect Data Report Q4 2024/25

UK Data Report

What is the NRPF Connect data report Q4 2024/25?

This data report collates and analyses the data recorded by councils in the UK using NRPF Connect in the fourth quarter of the 2024/25 financial year. It provides a summary of referrals made and the support provided by social care services around the UK for people with no recourse to public funds (NRPF). The data is used to inform policy recommendations.

What is NRPF Connect?

NRPF Connect is the national database and case management tool for councils to record details of households with NRPF that are being provided with accommodation and/or financial support by social services, hosted by the NRPF Network.

What support is recorded on NRPF Connect?

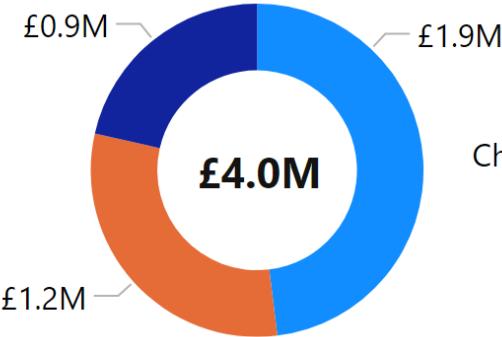
Councils can provide accommodation and financial support to people who are excluded from claiming benefits and mainstream housing assistance when statutory duties are engaged under social care legislation. Local authorities across the UK record the social care services they provide to families, adults with care needs, and care leavers with no recourse to public funds (NRPF). You can read more about NRPF support on the [NRPF Network website](#).

Notes on the data

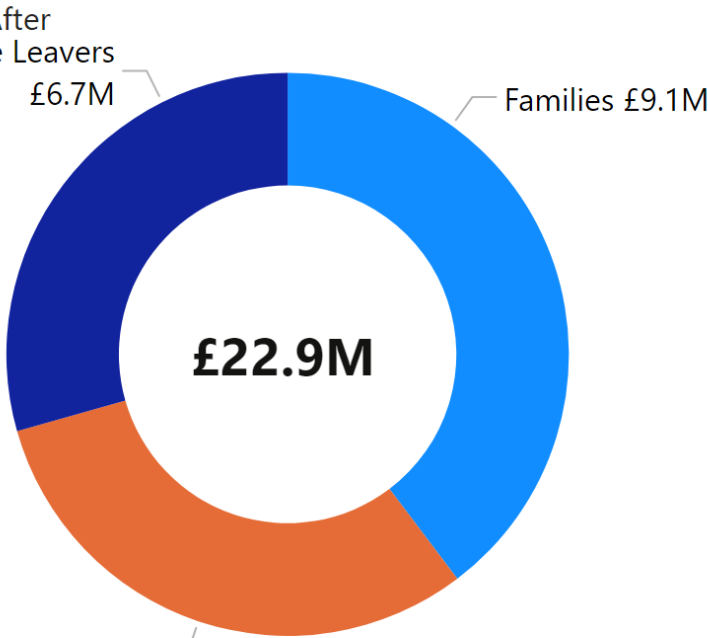
- “Adults” refers to adults with care needs provided with support under S18(1) Care Act 2014, S19(1) Care Act 2014, S12 Social Work (Scotland) Act 1968, S35 Social Services & Well-being (Wales) Act 2014, P7 Housing Act 1996, S1 Localism Act 2011, or S117 Mental Health Act 1983.
- “Families” refers to families with a child in need with support under S17 Children Act 1989, S22 Children (Scotland) Act 1995, or S37 Social Services & Well-Being (Wales) Act 2014.
- “Children and care leavers” refers to looked after children and young people leaving care supported under Children (Leaving Care) Act 2000, S20 Children Act 1989, S25 Children (Scotland) Act 1995, S29 & S30 Children (Scotland) Act 1995, or Part 6 Social Services & Well-Being (Wales) Act 2014
- “Support costs” relate to accommodation and financial support (subsistence) costs only, and do not include staffing or other costs incurred by councils delivering support to NRPF households.
- Data was last downloaded from NRPF Connect on 29/07/2025
- “Year-to-date” figures cover the time period from the start of the financial year to the end of the reported quarter.

Key

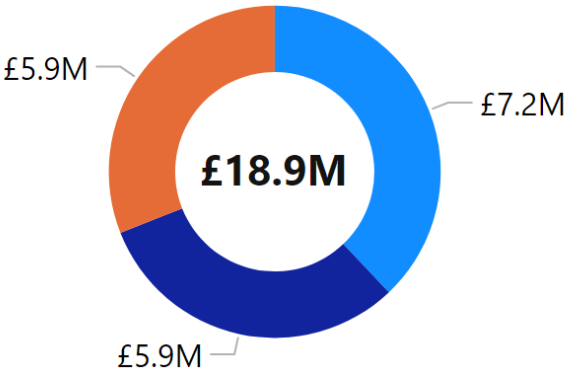
‡ - Those awaiting a first immigration check have been removed from the summary



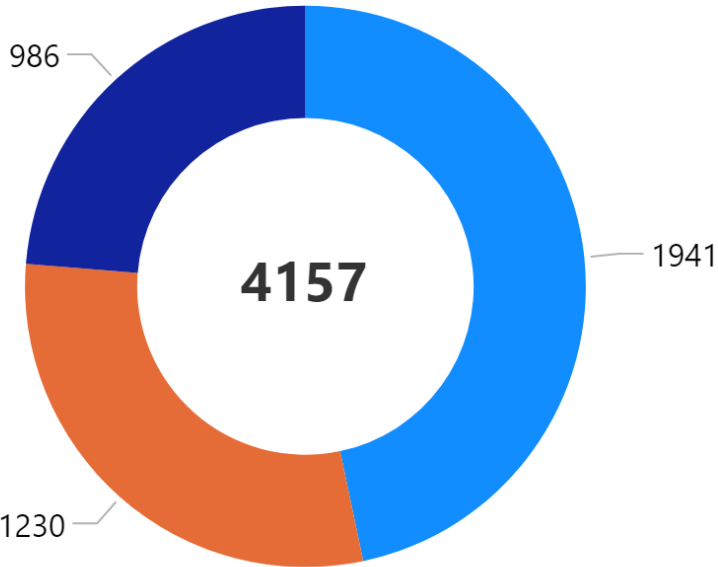
Person Related Costs



Total Quarterly Cost



Property Related Costs

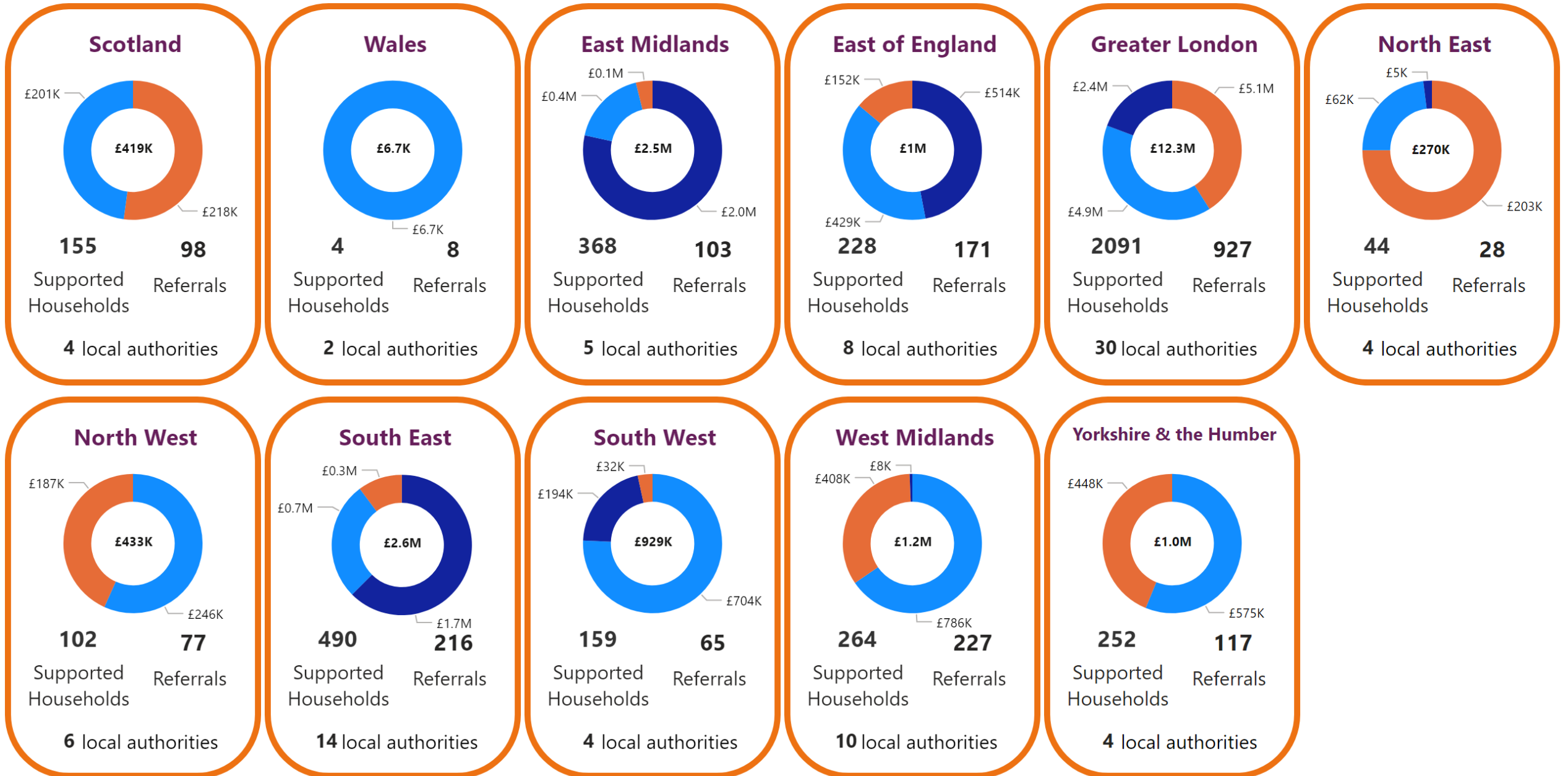


Supported Households

- Families
- Children & Care Leavers
- Adults

90 local authority subscribers

Geographical Breakdown



Adults with care and support needs

Local authorities uploading financial data:
60/90 subscribers

Aberdeen	Barking and Dagenha	Barnet
Bexley	Birmingham	Bradford
Brighton and Hove	Bristol	Camden
Coventry	Croydon	Derby
Durham	Ealing	East Sussex
Edinburgh	Enfield	Gateshead
Glasgow	Greenwich	Hackney
Hammersmith and Fu	Hampshire	Haringey
Havering	Hertfordshire	Hillingdon
Hounslow	Islington	Kensington and Chels
Kent	Kirklees	Lambeth
Lancashire	Leicester	Lewisham
Luton	Manchester	Merton
Middlesbrough	Milton Keynes	Newcastle
Newham	Norfolk	Redbridge
Rochdale	Salford	Sheffield
Slough	Southampton	Southend on Sea
Southwark	Stoke	Surrey
Thurrock	Tower Hamlets	Walsall
Wandsworth	Westminster	Wolverhampton

Referrals and Supported Households

	Q1	Q2	Q3	Q4	Year-to-date
New referrals	682	608	645	779	2714
New households taken on for support	153	148	128	111	540
Supported households closed	127	126	138	164	555

Time on support

	Q1	Q2	Q3	Q4	Year-to-date
Average number of days on support	913	922	966	999	884
Households supported for 1000 days	382	393	420	431	490
1000 day households as % of total	31%	31%	33%	35%	30%

Support Costs

	Q1	Q2	Q3	Q4	Year-to-date
Supported households	1234	1255	1257	1230	1621
Dependents of supported households	131	145	132	121	192
Person-related cost	£1.2M	£1.2M	£1.3M	£1.2M	£4.9M
Property-related cost	£6.0M	£6.1M	£6.1M	£5.9M	£24.0M
Total quarterly cost	£7.2M	£7.3M	£7.4M	£7.1M	£28.9M
Average quarterly cost per household	£5.8K	£5.8K	£5.9K	£5.7K	£17.8K

Immigration Status of Supported Households - Adults with care and support needs

UK Data Report -
Q4 FY 2024/25

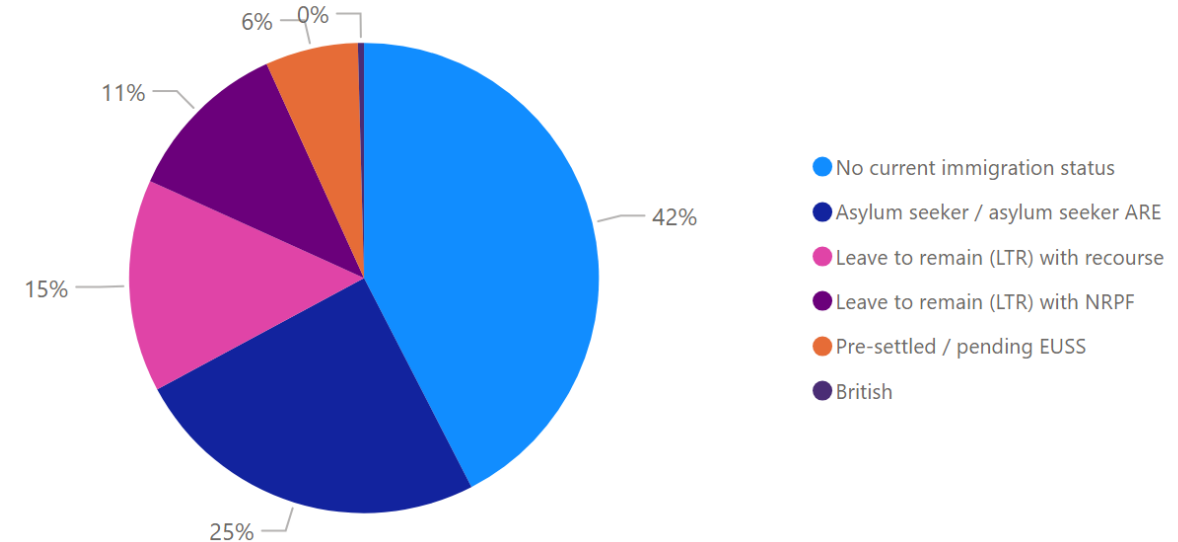
Immigration status - financially supported in Q4

Immigration Status	Immigration Status Group	Count	Percentage
Illegal entrant / Deception - claimed asylum	Asylum seeker / asylum seeker ARE	122	9.92%
In Country Asylum Seeker	Asylum seeker / asylum seeker ARE	13	1.06%
Overstayer / Breach - claimed asylum	Asylum seeker / asylum seeker ARE	141	11.46%
Port Case	Asylum seeker / asylum seeker ARE	18	1.46%
Awaiting first immigration check	Awaiting first immigration check	40	3.25%
British	British	5	0.41%
Hong Kong BN(O) Visa	Leave to remain (LTR) with NRPF	3	0.24%
Leave to Enter as visitor - NRPF	Leave to remain (LTR) with NRPF	9	0.73%
Limited leave with NRPF (10 year route)	Leave to remain (LTR) with NRPF	9	0.73%
Limited leave with NRPF (other)	Leave to remain (LTR) with NRPF	115	9.35%
DDV Concession	Leave to remain (LTR) with recourse	4	0.33%
Discretionary Leave (DL) - other	Leave to remain (LTR) with recourse	7	0.57%
Humanitarian Protection	Leave to remain (LTR) with recourse	4	0.33%
Indefinite Leave	Leave to remain (LTR) with recourse	13	1.06%
Limited leave with recourse to public funds (10 year route)	Leave to remain (LTR) with recourse	15	1.22%
Limited leave with recourse to public funds (following COC)	Leave to remain (LTR) with recourse	7	0.57%
Limited leave with recourse to public funds (other)	Leave to remain (LTR) with recourse	103	8.37%
Refugee Status	Leave to remain (LTR) with recourse	7	0.57%
Settled status ILR (EUSS)	Leave to remain (LTR) with recourse	14	1.14%
EEA / family member (resident Dec 20)- unlawfully present	No current immigration status	11	0.89%
EEA family permit	No current immigration status	2	0.16%
EEA national	No current immigration status	1	0.08%
EEA national - no record on HO systems	No current immigration status	3	0.24%
EEA National / Dependant	No current immigration status	1	0.08%
Illegal entrant / Deception - did not claim asylum	No current immigration status	56	4.55%
No record held by Home Office	No current immigration status	2	0.16%
Overstayer / Breach - did not claim asylum	No current immigration status	305	24.80%
Status not confirmed	No current immigration status	124	10.08%
EUSS application submitted after 30 June 2021	Pre-settled / pending EUSS	3	0.24%
EUSS application submitted in time	Pre-settled / pending EUSS	8	0.65%
EUSS application submitted pre-30 June 2021	Pre-settled / pending EUSS	4	0.33%
Pre-settled status LTR (EUSS)	Pre-settled / pending EUSS	61	4.96%
Total		1230	100.00%

Summary of immigration status - supported in Q4†

Immigration Status Group	Count	Percentage
No current immigration status	505	42.44%
Asylum seeker / asylum seeker ARE	294	24.71%
Leave to remain (LTR) with recourse	174	14.62%
Leave to remain (LTR) with NRPF	136	11.43%
Pre-settled / pending EUSS	76	6.39%
British	5	0.42%
Total	1190	100.00%

Summary of immigration status - supported in Q4†



Immigration Status of Referred Households - Adults with care and support needs

UK Data Report -
Q4 FY 2024/25

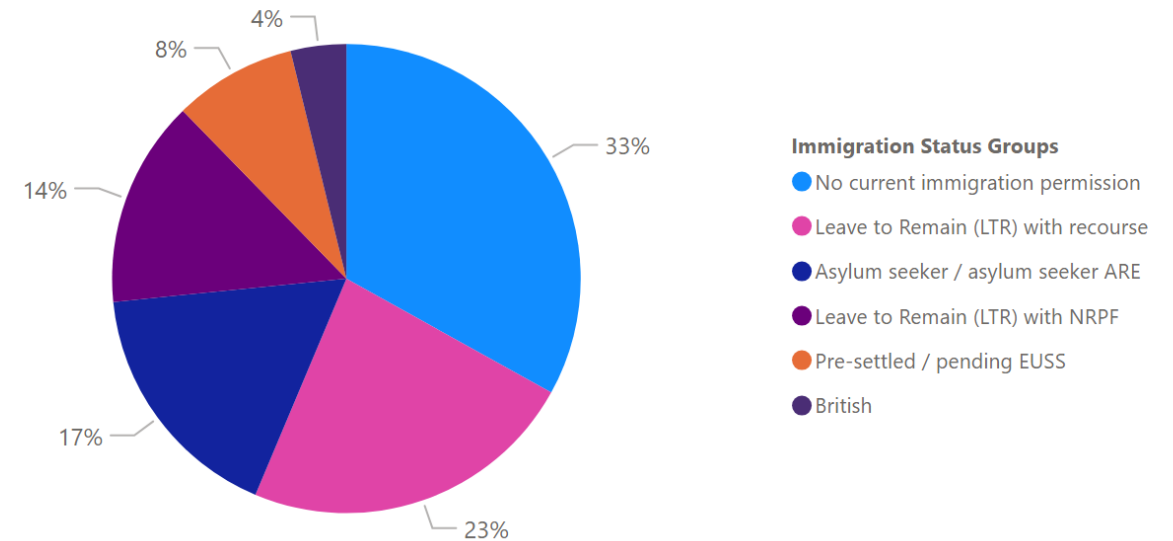
Immigration status - all referrals in Q4

Immigration Status	Immigration Status Groups	Count	Percentage
Illegal entrant / Deception - claimed asylum	Asylum seeker / asylum seeker ARE	47	6.03%
In Country Asylum Seeker	Asylum seeker / asylum seeker ARE	24	3.08%
Overstayer / Breach - claimed asylum	Asylum seeker / asylum seeker ARE	41	5.26%
Port Case	Asylum seeker / asylum seeker ARE	17	2.18%
Awaiting first immigration check	Awaiting first immigration status check	23	2.95%
British	British	29	3.72%
Leave to Enter as visitor - NRPF	Leave to Remain (LTR) with NRPF	6	0.77%
Limited leave with NRPF (10 year route)	Leave to Remain (LTR) with NRPF	6	0.77%
Limited leave with NRPF (other)	Leave to Remain (LTR) with NRPF	96	12.32%
DDV Concession	Leave to Remain (LTR) with recourse	2	0.26%
Humanitarian Protection	Leave to Remain (LTR) with recourse	3	0.39%
Indefinite Leave	Leave to Remain (LTR) with recourse	53	6.80%
Limited leave with recourse to public funds (10 year route)	Leave to Remain (LTR) with recourse	5	0.64%
Limited leave with recourse to public funds (following COC)	Leave to Remain (LTR) with recourse	6	0.77%
Limited leave with recourse to public funds (other)	Leave to Remain (LTR) with recourse	53	6.80%
Refugee Status	Leave to Remain (LTR) with recourse	13	1.67%
Settled status ILR (EUSS)	Leave to Remain (LTR) with recourse	41	5.26%
Illegal entrant / Deception - did not claim asylum	No current immigration permission	17	2.18%
Overstayer / Breach - did not claim asylum	No current immigration permission	110	14.12%
Status not confirmed	No current immigration permission	123	15.79%
EUSS application submitted after 30 June 2021	Pre-settled / pending EUSS	3	0.39%
EUSS application submitted in time	Pre-settled / pending EUSS	10	1.28%
EUSS application submitted out of time	Pre-settled / pending EUSS	1	0.13%
EUSS family member permit	Pre-settled / pending EUSS	1	0.13%
Pre-settled status LTR (EUSS)	Pre-settled / pending EUSS	49	6.29%
Total		779	100.00%

Immigration status - all referrals in Q4†

Immigration Status Groups	Count	Percentage
No current immigration permission	250	33.07%
Leave to Remain (LTR) with recourse	176	23.28%
Asylum seeker / asylum seeker ARE	129	17.06%
Leave to Remain (LTR) with NRPF	108	14.29%
Pre-settled / pending EUSS	64	8.47%
British	29	3.84%
Total	756	100.00%

Immigration status - all referrals in Q4†



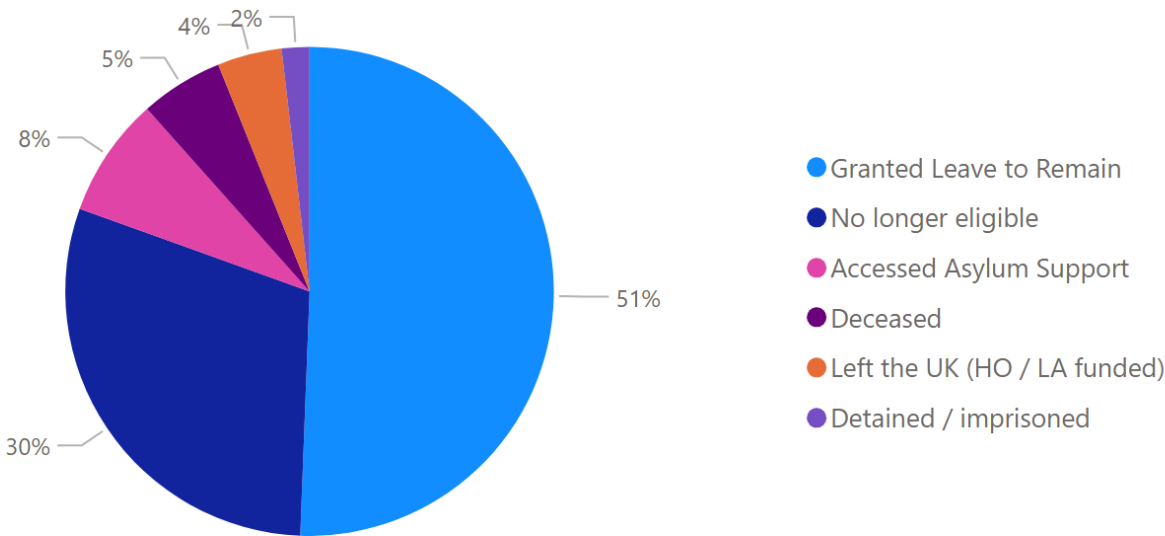
Closure reason - all closures in Q4

Reason for closure	Count	Percentage	Avg days on support
Granted Leave to Remain	83	51%	1181
No longer eligible	49	30%	683
Accessed Asylum Support	13	8%	152
Deceased	9	5%	1149
Left the UK (HO / LA funded)	7	4%	415
Detained / imprisoned	3	2%	81
Total	164	100%	896

Onward referral for those no longer eligible

Referral	Count	Percentage
Support accessed through friends / family	20	41%
Referred to borough where ordinary resident	11	22%
Mainstream benefits and housing services	8	16%
NRM accommodation	5	10%
Employment	2	4%
Support accessed through VCS	2	4%
Refuge accommodation (not LA funded)	1	2%
Total	49	100%

Closure reason - all closures in Q4



Families with Children in Need

Local authorities uploading financial data:
81/90 subscribers

Aberdeen	Barking and Dagenha	Barnet
Bedford	Bexley	Birmingham
Bradford	Brent	Brighton and Hove
Bristol	Bromley	Buckinghamshire
Camden	Coventry	Croydon
Derby	Dudley	Durham
Ealing	East Sussex	Edinburgh
Enfield	Essex	Gateshead
Glasgow	Gloucestershire	Greenwich
Hackney	Hammersmith and Fu	Hampshire
Haringey	Harrow	Havering
Hertfordshire	Hillingdon	Hounslow
Islington	Kensington and Chels	Kent
Kirklees	Lambeth	Lancashire
Leeds	Leicester	Lewisham
Liverpool	Luton	Manchester
Medway	Merton	Middlesbrough
Milton Keynes	Newham	Norfolk
Northamptonshire	Nottingham	Nottinghamshire
Oxfordshire	Peterborough	Portsmouth
Reading	Redbridge	Salford
Sandwell	Sheffield	Southampton
Southend on Sea	Southwark	Stoke
Surrey	Sutton	Telford and Wrekin
Thurrock	Tower Hamlets	Walsall
Waltham Forest	Wandsworth	Warwickshire
West Sussex	Westminster	Wolverhampton

Referrals and Supported Households

	Q1	Q2	Q3	Q4	Year-to-date
New referrals	947	944	948	1074	3913
New households taken on for support	338	341	312	308	1299
Supported households closed	286	331	309	333	1259

Time on support

	Q1	Q2	Q3	Q4	Year-to-date
Average number of days on support	524	530	542	545.3	504
Households supported for 1000 days	320	350	362	351	456
1000 day households as % of total	17%	18%	19%	18%	16%

Support Costs

	Q1	Q2	Q3	Q4	Year-to-date
Supported households	1906	1961	1942	1941	2867
Dependents of supported households	3500	3526	3485	3572	5253
Person-related cost	£1.9M	£2.0M	£2.0M	£1.9M	£7.8M
Property-related cost	£7.0M	£7.3M	£7.4M	£7.2M	£28.9M
Total quarterly cost	£9.0M	£9.2M	£9.4M	£9.1M	£36.7M
Average quarterly cost per household	£4.7K	£4.7K	£4.9K	£4.7K	£12.8K

Immigration Status of Supported Households - Families

UK Data Report -
Q4 FY 2024/25

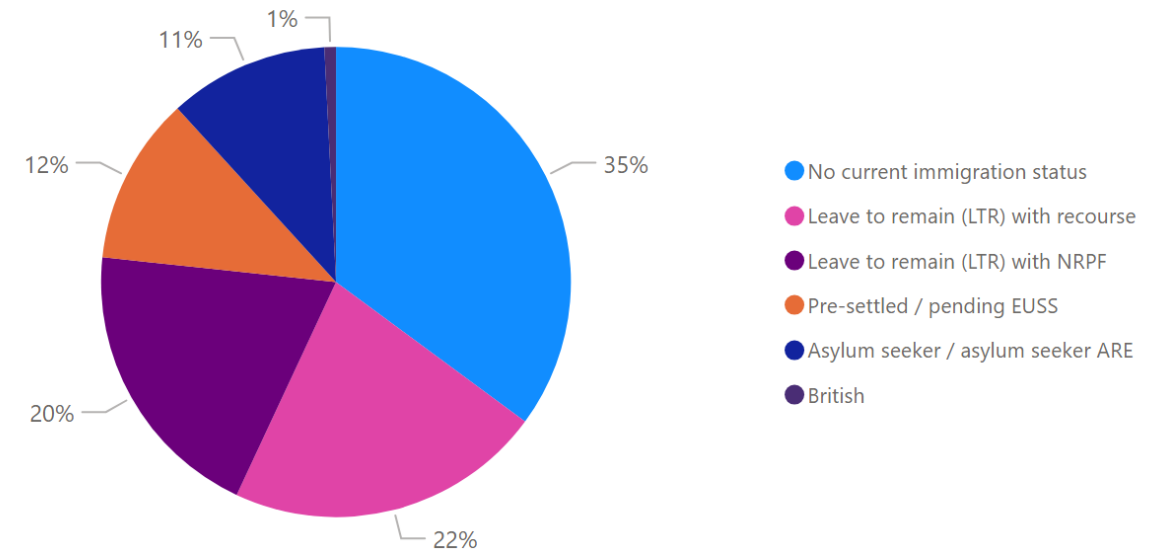
Immigration status - financially supported in Q4

Immigration Status	Immigration Status Group	Count	Percentage
Illegal entrant / Deception - claimed asylum	Asylum seeker / asylum seeker ARE	59	3.04%
In Country Asylum Seeker	Asylum seeker / asylum seeker ARE	23	1.18%
Overstayer / Breach - claimed asylum	Asylum seeker / asylum seeker ARE	112	5.77%
Port Case	Asylum seeker / asylum seeker ARE	14	0.72%
Awaiting first immigration check	Awaiting first immigration check	50	2.58%
British	British	15	0.77%
Leave to Enter as visitor - NRPF	Leave to remain (LTR) with NRPF	19	0.98%
Limited leave with NRPF (10 year route)	Leave to remain (LTR) with NRPF	35	1.80%
Limited leave with NRPF (other)	Leave to remain (LTR) with NRPF	319	16.43%
DDV Concession	Leave to remain (LTR) with recourse	25	1.29%
Discretionary Leave (DL) - other	Leave to remain (LTR) with recourse	1	0.05%
Humanitarian Protection	Leave to remain (LTR) with recourse	1	0.05%
Indefinite Leave	Leave to remain (LTR) with recourse	38	1.96%
Limited leave with recourse to public funds (10 year route)	Leave to remain (LTR) with recourse	50	2.58%
Limited leave with recourse to public funds (following COC)	Leave to remain (LTR) with recourse	30	1.55%
Limited leave with recourse to public funds (other)	Leave to remain (LTR) with recourse	232	11.95%
Refugee Status	Leave to remain (LTR) with recourse	15	0.77%
Settled status ILR (EUSS)	Leave to remain (LTR) with recourse	21	1.08%
EEA / family member (resident Dec 20)- unlawfully present	No current immigration status	13	0.67%
Illegal entrant / Deception - did not claim asylum	No current immigration status	42	2.16%
Overstayer / Breach - did not claim asylum	No current immigration status	519	26.74%
Status not confirmed	No current immigration status	90	4.64%
EUSS application submitted after 30 June 2021	Pre-settled / pending EUSS	8	0.41%
EUSS application submitted in time	Pre-settled / pending EUSS	18	0.93%
EUSS application submitted out of time	Pre-settled / pending EUSS	4	0.21%
EUSS application submitted pre-30 June 2021	Pre-settled / pending EUSS	5	0.26%
Pre-settled status LTR (EUSS)	Pre-settled / pending EUSS	183	9.43%
Total		1941	100.00%

Summary of immigration status - supported in Q4†

Immigration Status Group	Count	Percentage
No current immigration status	664	35.11%
Leave to remain (LTR) with recourse	413	21.84%
Leave to remain (LTR) with NRPF	373	19.73%
Pre-settled / pending EUSS	218	11.53%
Asylum seeker / asylum seeker ARE	208	11.00%
British	15	0.79%
Total	1891	100.00%

Summary of immigration status - supported in Q4†



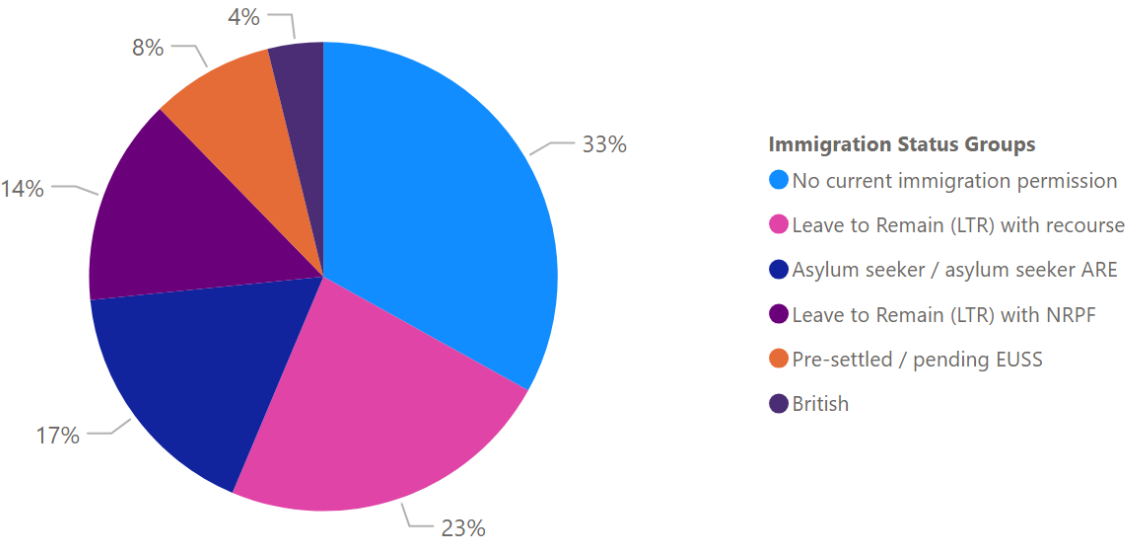
Immigration status - all referrals in Q4

Immigration Status	Immigration Status Groups	Count	Percentage
Illegal entrant / Deception - claimed asylum	Asylum seeker / asylum seeker ARE	47	6.03%
In Country Asylum Seeker	Asylum seeker / asylum seeker ARE	24	3.08%
Overstayer / Breach - claimed asylum	Asylum seeker / asylum seeker ARE	41	5.26%
Port Case	Asylum seeker / asylum seeker ARE	17	2.18%
Awaiting first immigration check	Awaiting first immigration status check	23	2.95%
British	British	29	3.72%
Leave to Enter as visitor - NRPF	Leave to Remain (LTR) with NRPF	6	0.77%
Limited leave with NRPF (10 year route)	Leave to Remain (LTR) with NRPF	6	0.77%
Limited leave with NRPF (other)	Leave to Remain (LTR) with NRPF	96	12.32%
DDV Concession	Leave to Remain (LTR) with recourse	2	0.26%
Humanitarian Protection	Leave to Remain (LTR) with recourse	3	0.39%
Indefinite Leave	Leave to Remain (LTR) with recourse	53	6.80%
Limited leave with recourse to public funds (10 year route)	Leave to Remain (LTR) with recourse	5	0.64%
Limited leave with recourse to public funds (following COC)	Leave to Remain (LTR) with recourse	6	0.77%
Limited leave with recourse to public funds (other)	Leave to Remain (LTR) with recourse	53	6.80%
Refugee Status	Leave to Remain (LTR) with recourse	13	1.67%
Settled status ILR (EUSS)	Leave to Remain (LTR) with recourse	41	5.26%
Illegal entrant / Deception - did not claim asylum	No current immigration permission	17	2.18%
Overstayer / Breach - did not claim asylum	No current immigration permission	110	14.12%
Status not confirmed	No current immigration permission	123	15.79%
EUSS application submitted after 30 June 2021	Pre-settled / pending EUSS	3	0.39%
EUSS application submitted in time	Pre-settled / pending EUSS	10	1.28%
EUSS application submitted out of time	Pre-settled / pending EUSS	1	0.13%
EUSS family member permit	Pre-settled / pending EUSS	1	0.13%
Pre-settled status LTR (EUSS)	Pre-settled / pending EUSS	49	6.29%
Total		779	100.00%

Immigration status - all referrals in Q4‡

Immigration Status Groups	Count	Percentage
No current immigration permission	250	33.07%
Leave to Remain (LTR) with recourse	176	23.28%
Asylum seeker / asylum seeker ARE	129	17.06%
Leave to Remain (LTR) with NRPF	108	14.29%
Pre-settled / pending EUSS	64	8.47%
British	29	3.84%
Total	756	100.00%

Immigration status - all referrals in Q4‡



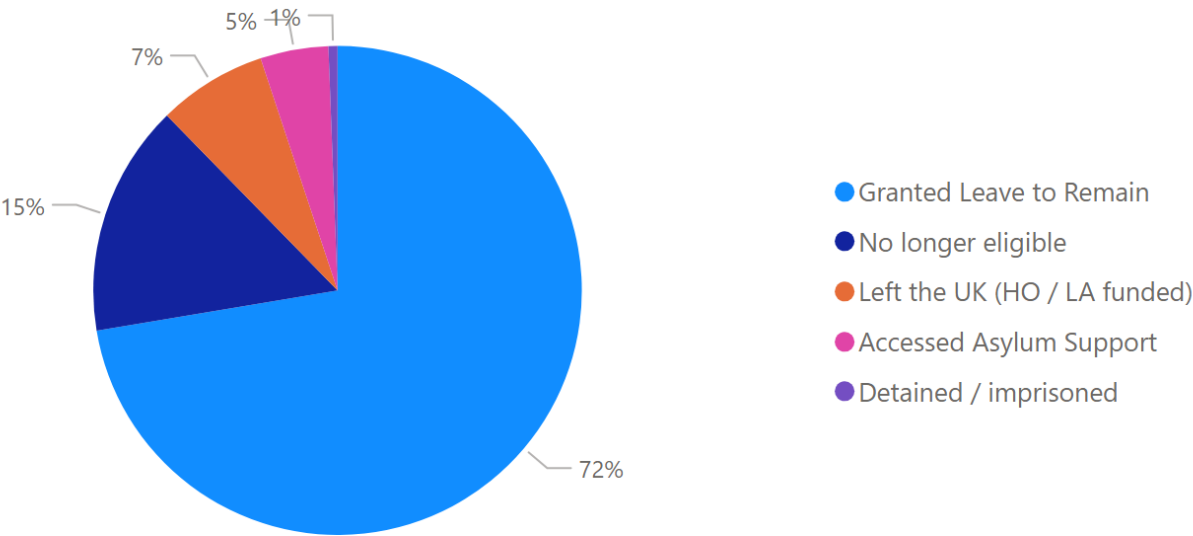
Closure reason - all closures in Q4

Reason for closure	Count	Percentage	Avg days on support
Granted Leave to Remain	241	72%	463
No longer eligible	51	15%	450
Left the UK (HO / LA funded)	24	7%	414
Accessed Asylum Support	15	5%	333
Detained / imprisoned	2	1%	1367
Total	333	100%	457

Onward referral for those no longer eligible

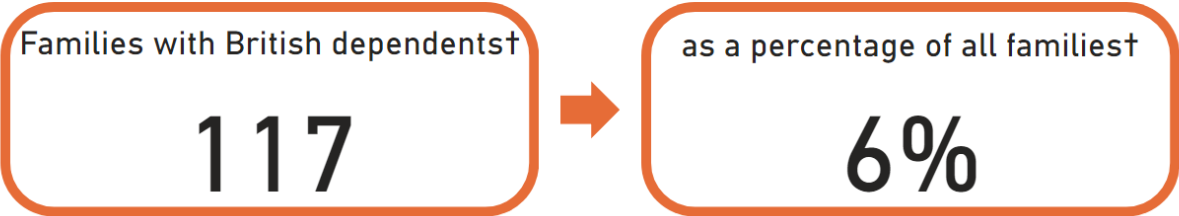
Referral	Count	Percentage
Support accessed through friends / family	16	31%
Mainstream benefits and housing services	12	24%
Referred to borough where ordinary resident	11	22%
Employment	10	20%
NRM accommodation	1	2%
Support accessed through VCS	1	2%
Total	51	100%

Closure reason - all closures in Q4

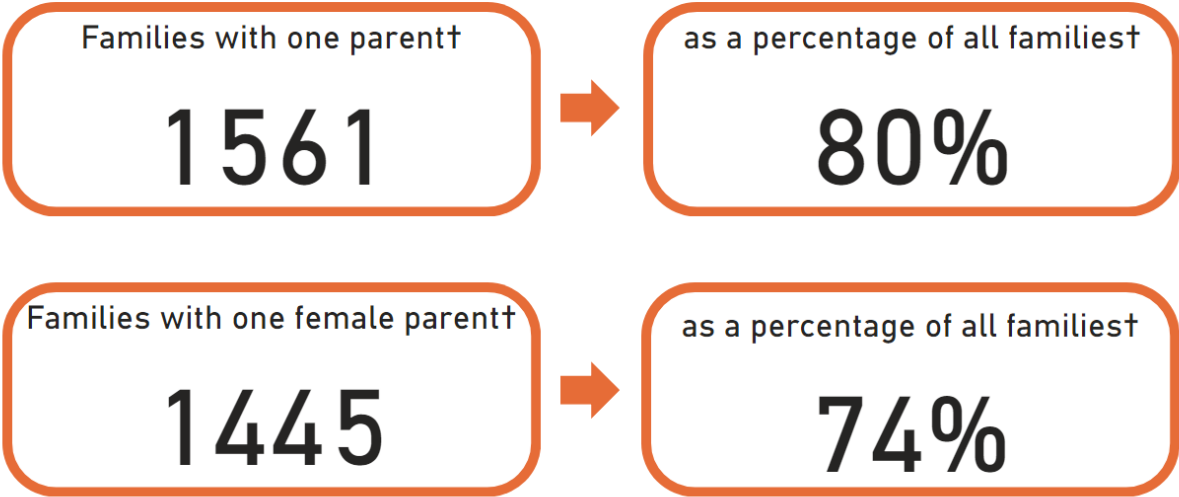


Following requests from our members, we have calculated the following figures:

Families with British Dependents



Single Parent Families



Looked after Children and Care Leavers

Local authorities uploading financial data:
42/90 subscribers

Bedford	Birmingham	Brighton and Hove
Bristol	Bromley	Buckinghamshire
Croydon	Ealing	Essex
Gateshead	Gloucestershire	Hackney
Hampshire	Haringey	Havering
Hertfordshire	Hillingdon	Hounslow
Islington	Kent	Lambeth
Leicester	Lewisham	Milton Keynes
Newham	Norfolk	Northamptonshire
Nottingham	Nottinghamshire	Oxfordshire
Peterborough	Portsmouth	Reading
Redbridge	Salford	South Gloucestershire
Surrey	Telford and Wrekin	Tower Hamlets
Waltham Forest	West Sussex	Westminster

Referrals and Supported Households

	Q1	Q2	Q3	Q4	Year-to-date
New cases taken on for support	53	58	56	28	195
New cases	226	146	239	184	795
Cases closed	181	118	115	156	570

Open Cases

	Q1	Q2	Q3	Q4	Year-to-date
Open cases	3309	3229	3476	3142	3841
Open cases under age of 18	591	504	944	369	972
Open cases aged 18-20	1525	1520	1419	1443	1634
Open cases aged 21-24	1193	1205	1113	1330	1235

Support Costs

	Q1	Q2	Q3	Q4	Year-to-date
Financially supported cases	1050	1021	986	920	1199
Person-related cost	£992K	£927K	£908K	£852K	£3.7M
Property-related cost	£5.69M	£5.99M	£6.09M	£5.87M	£23.8M
Total cost	£6.69M	£6.91M	£6.99M	£6.72M	£27.5M
Average cost per case	£6.37K	£6.77K	£6.81K	£6.82K	£22.9K

Immigration Status of Supported Households - Children and Care Leavers

UK Data Report -
Q4 FY 2024/25

Immigration status - open cases in Q4

Immigration Status	Immigration Status Groups	Count	Percentage
Illegal entrant / Deception - claimed asylum	Asylum seeker / asylum seeker ARE	1465	46.63%
In Country Asylum Seeker	Asylum seeker / asylum seeker ARE	270	8.59%
Overstayer / Breach - claimed asylum	Asylum seeker / asylum seeker ARE	100	3.18%
Port Case	Asylum seeker / asylum seeker ARE	132	4.20%
Awaiting first immigration check	Awaiting first immigration status check	21	0.67%
British	British	4	0.13%
Leave to Enter as visitor - NRPF	Leave to Remain (LTR) with NRPF	5	0.16%
Limited leave with NRPF (10 year route)	Leave to Remain (LTR) with NRPF	4	0.13%
Limited leave with NRPF (other)	Leave to Remain (LTR) with NRPF	19	0.60%
Discretionary leave - trafficking	Leave to Remain (LTR) with recourse	3	0.10%
Discretionary Leave (DL) - other	Leave to Remain (LTR) with recourse	8	0.25%
Humanitarian Protection	Leave to Remain (LTR) with recourse	36	1.15%
Indefinite Leave	Leave to Remain (LTR) with recourse	23	0.73%
Limited leave with recourse to public funds (10 year route)	Leave to Remain (LTR) with recourse	5	0.16%
Limited leave with recourse to public funds (other)	Leave to Remain (LTR) with recourse	112	3.56%
Refugee Status	Leave to Remain (LTR) with recourse	518	16.49%
Settled status ILR (EUSS)	Leave to Remain (LTR) with recourse	7	0.22%
UASC leave	Leave to Remain (LTR) with recourse	25	0.80%
EEA / family member (resident Dec 20)- unlawfully present	No current immigration permission	3	0.10%
EEA national	No current immigration permission	4	0.13%
EEA national - no record on HO systems	No current immigration permission	4	0.13%
Illegal entrant / Deception - did not claim asylum	No current immigration permission	76	2.42%
No record held by Home Office	No current immigration permission	37	1.18%
Overstayer / Breach - did not claim asylum	No current immigration permission	23	0.73%
Status not confirmed	No current immigration permission	205	6.52%
EUSS application submitted after 30 June 2021	Pre-settled / pending EUSS	1	0.03%
EUSS application submitted in time	Pre-settled / pending EUSS	2	0.06%
EUSS application submitted pre-30 June 2021	Pre-settled / pending EUSS	12	0.38%
Family member of EEA national	Pre-settled / pending EUSS	3	0.10%
Pre-settled status LTR (EUSS)	Pre-settled / pending EUSS	15	0.48%
Total		3142	100.00%

Summary of immigration status - open cases in Q4†

Immigration Status Groups	Count	Percentage
Asylum seeker / asylum seeker ARE	1967	63.02%
Leave to Remain (LTR) with recourse	737	23.61%
No current immigration permission	352	11.28%
Pre-settled / pending EUSS	33	1.06%
Leave to Remain (LTR) with NRPF	28	0.90%
British	4	0.13%
Total	3121	100.00%

Summary of immigration status - open cases in Q4†

