



# NRPF Connect Data Report Q2 2024/25

UK Data Report

## What is the NRPF Connect data report Q2 2024/25?

This data report collates and analyses the data recorded by councils in the UK using NRPF Connect in the second quarter of the 2024/25 financial year. It provides a summary of referrals made and the support provided by social care services around the UK for people with no recourse to public funds (NRPF). The data is used to inform policy recommendations.

## What is NRPF Connect?

NRPF Connect is the national database and case management tool for councils to record details of households with NRPF that are being provided with accommodation and/or financial support by social services, hosted by the NRPF Network.

## What support is recorded on NRPF Connect?

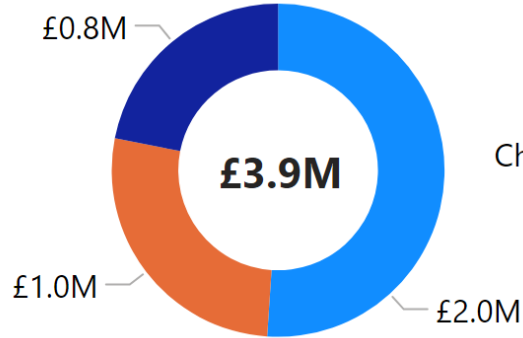
Councils can provide accommodation and financial support to people who are excluded from claiming benefits and mainstream housing assistance when statutory duties are engaged under social care legislation. Local authorities across the UK record the social care services they provide to families, adults with care needs, and care leavers with no recourse to public funds (NRPF). You can read more about NRPF support on the [NRPF Network website](#).

## Notes on the data

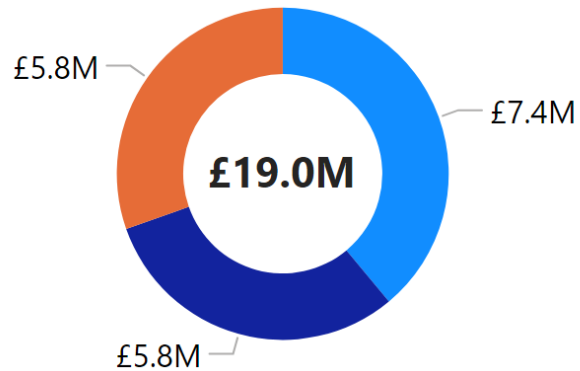
- “Adults” refers to adults with care needs provided with support under S18(1) Care Act 2014, S19(1) Care Act 2014, S12 Social Work (Scotland) Act 1968, P7 Housing Act 1996, S1 Localism Act 2011, or S117 Mental Health Act 1983.
- “Families” refers to families with a child in need with support under S17 Children Act 1989 or S22 Children (Scotland) Act 1995.
- “Children and care leavers” refers to looked after children and young people leaving care supported under Children (Leaving Care) Act 2000, S20 Children Act 1989, S25 Children (Scotland) Act 1995, or S29 & S30 Children (Scotland) Act 1995.
- “Support costs” relate to accommodation and financial support (subsistence) costs only, and do not include staffing or other costs incurred by councils delivering support to NRPF households.
- Data was last downloaded from NRPF Connect on 22/10/2024
- “Year-to-date” figures cover the time period from the start of the financial year to the end of the reported quarter.

## Key

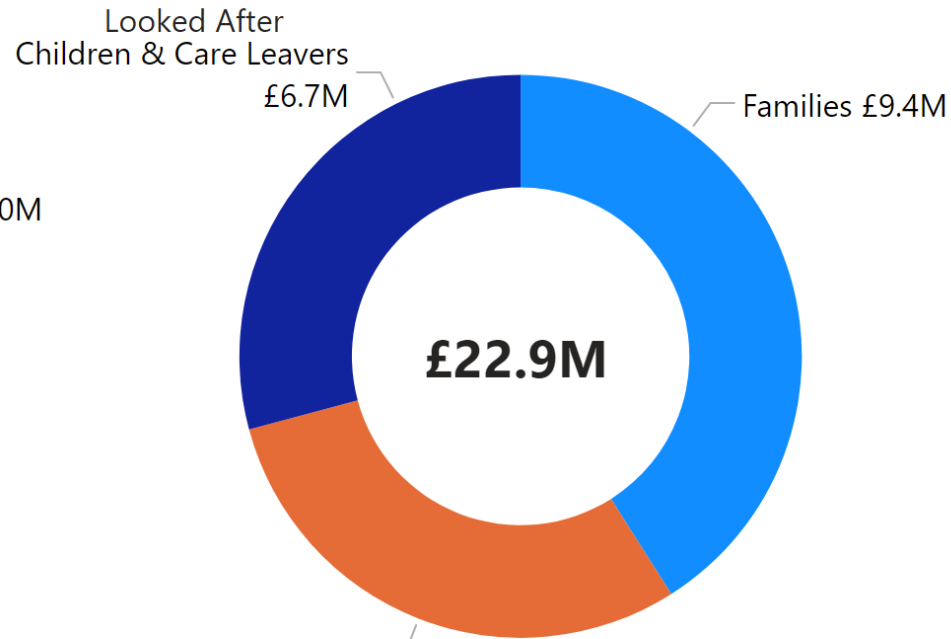
‡ - Those awaiting a first immigration check have been removed from the summary



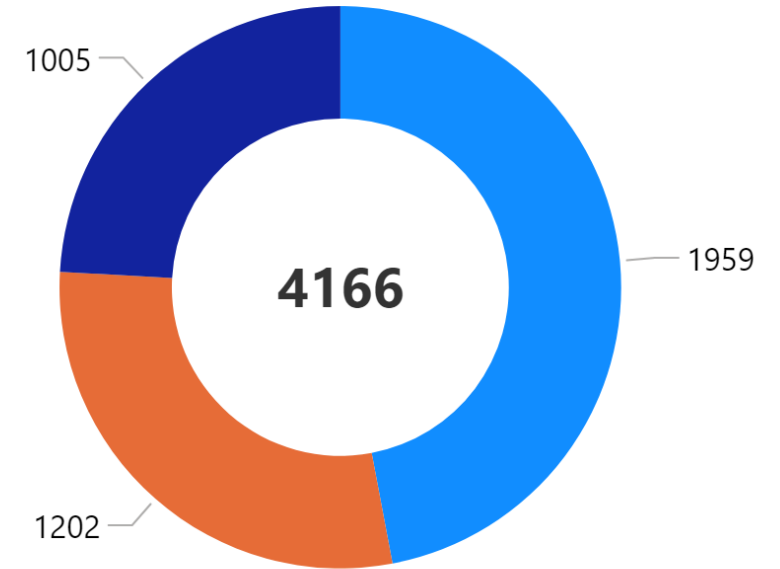
**Person Related Costs**



**Property Related Costs**



**Total Quarterly Cost**



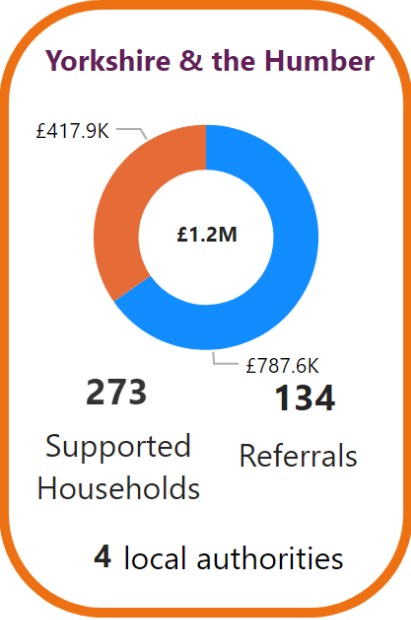
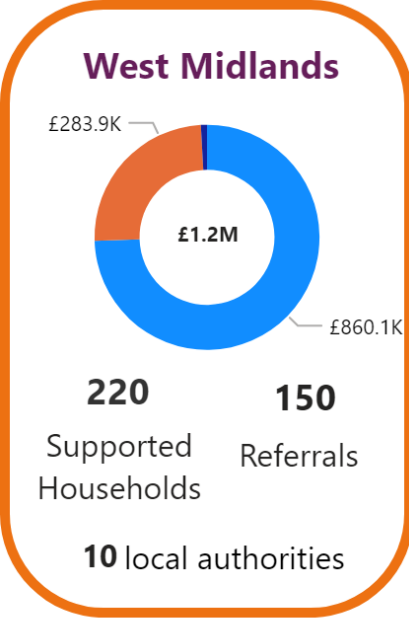
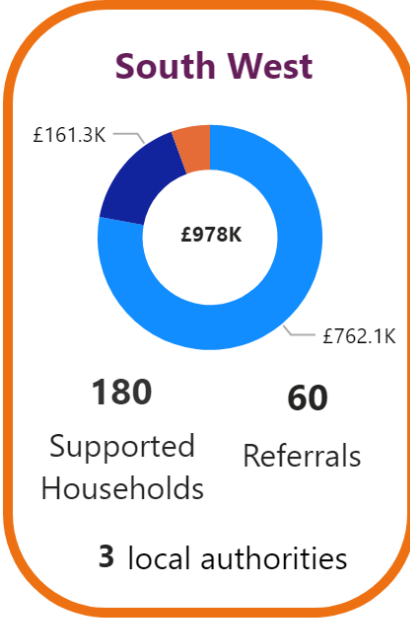
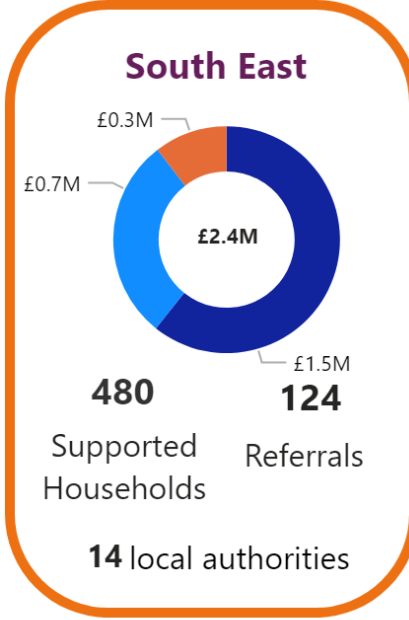
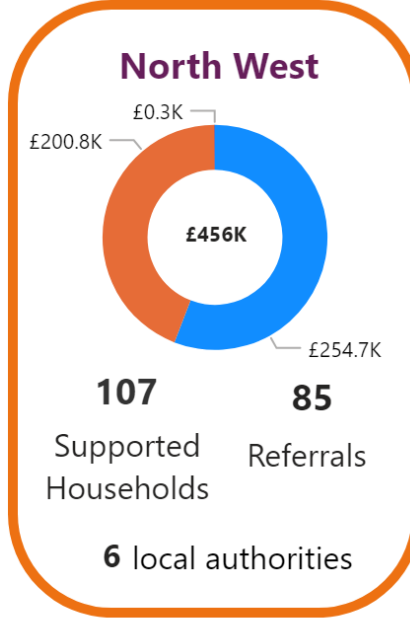
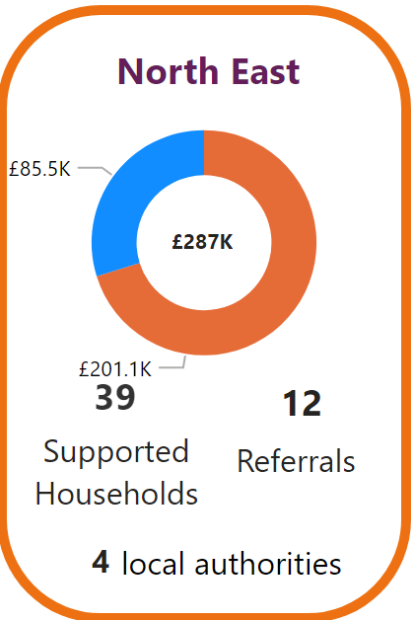
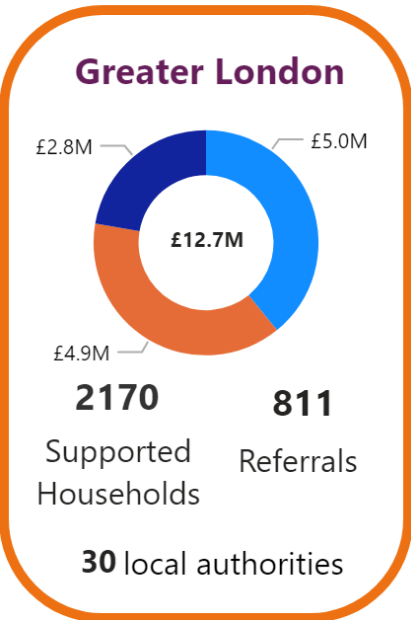
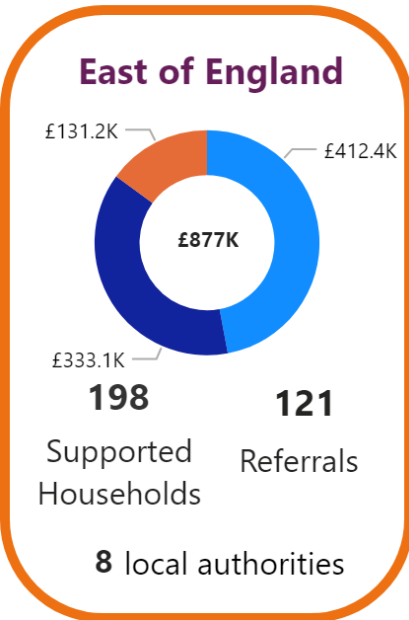
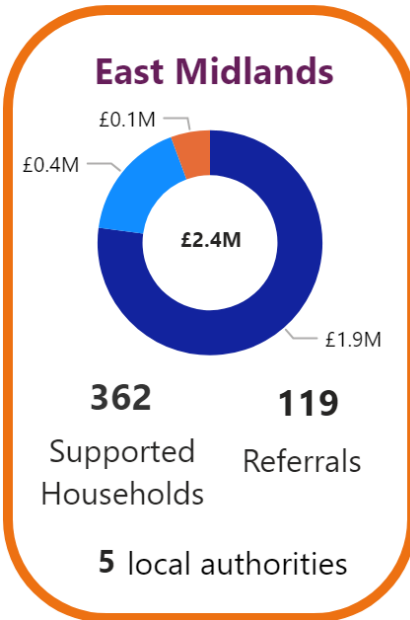
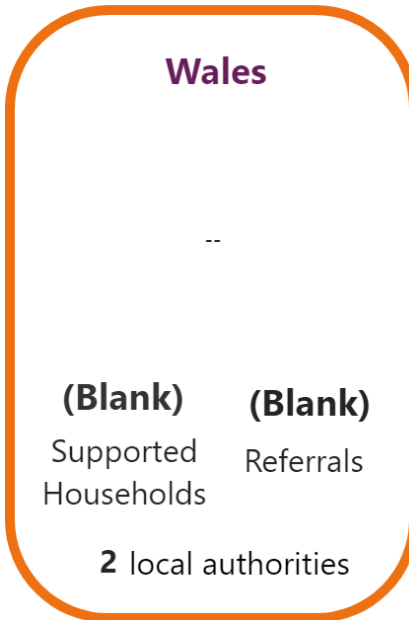
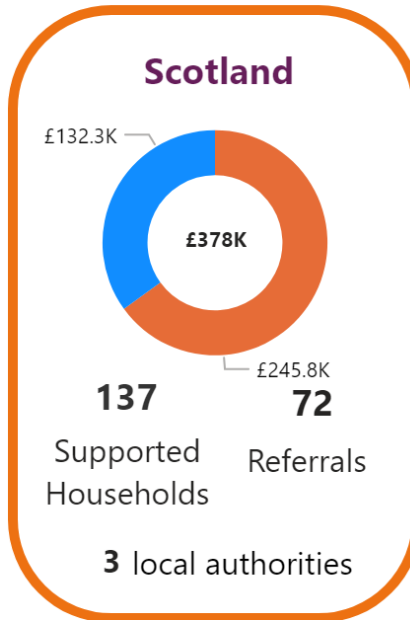
**Supported Households**

- Families
- Children & Care Leavers
- Adults

89 local authority subscribers

# Geographical Breakdown

- Families
- Children & Care Leavers
- Adults



# Adults with care and support needs

## Local authorities uploading financial data:

59/89 subscribers

Barking and Dagenham	Barnet	Bexley
Birmingham	Bradford	Brighton and Hove
Bristol	Camden	Coventry
Croydon	Derby	Durham
Ealing	East Sussex	Edinburgh
Enfield	Gateshead	Glasgow
Greenwich	Hackney	Hammersmith and Fulham
Hampshire	Haringey	Havering
Hertfordshire	Hillingdon	Hounslow
Islington	Kensington and Chelsea	Kent
Kirklees	Lambeth	Lancashire
Leicester	Lewisham	Luton
Manchester	Merton	Middlesbrough
Milton Keynes	Newcastle	Newham
Norfolk	Redbridge	Rochdale
Salford	Sheffield	Slough
Southampton	Southend on Sea	Southwark
Stoke	Surrey	Thurrock
Tower Hamlets	Walsall	Wandsworth
Westminster	Wolverhampton	

## Referrals and Supported Households

	Q1	Q2	Q3	Q4	Year-to-date
New referrals	681	609			1290
New households taken on for support	142	140			282
Supported households closed	121	124			245

## Time on support

	Q1	Q2	Q3	Q4	Year-to-date
Average number of days on support	916	928			893
Households supported for 1000 days	367	380			400
1000 day households as % of total	31%	32%			30%

## Support Costs

	Q1	Q2	Q3	Q4	Year-to-date
Supported households	1184	1202			1325
Dependents of supported households	120	129			146
Person-related cost	£990.5K	£1.0M			£2.0M
Property-related cost	£5.8M	£5.8M			£11.5M
Total quarterly cost	£6.7M	£6.8M			£13.6M
Average quarterly cost per household	£5.7K	£5.7K			£10.2K

# Immigration Status of Supported Households - Adults with care and support needs

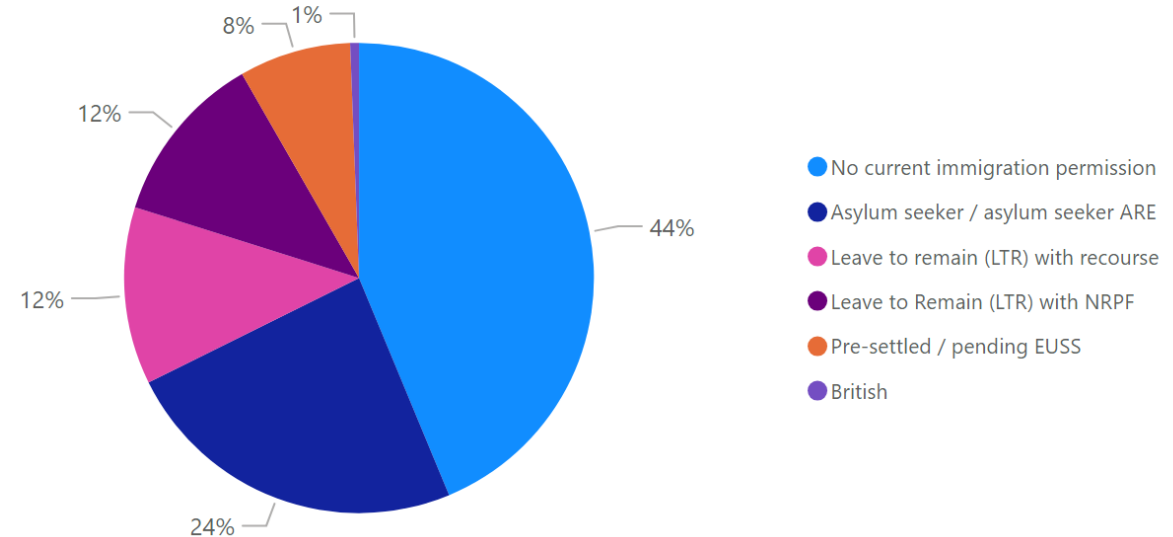
## Immigration status - financially supported in Q2

Immigration Status	Immigration Status Group	Count	Percentage
Awaiting first immigration check	Awaiting first immigration check	45	3.74%
British	British	7	0.58%
DDV Concession	Leave to remain (LTR) with recourse	22	1.83%
Discretionary Leave (DL) - other	Leave to remain (LTR) with recourse	7	0.58%
EEA / family member (resident Dec 20)- unlawfully present	No current immigration permission	17	1.41%
EEA family permit	No current immigration permission	2	0.17%
EEA national	No current immigration permission	3	0.25%
EEA national - no record on HO systems	No current immigration permission	2	0.17%
EEA National / Dependant	No current immigration permission	2	0.17%
EUSS application submitted after 30 June 2021	Pre-settled / pending EUSS	2	0.17%
EUSS application submitted in time	Pre-settled / pending EUSS	2	0.17%
EUSS application submitted out of time	Pre-settled / pending EUSS	1	0.08%
EUSS application submitted pre-30 June 2021	Pre-settled / pending EUSS	10	0.83%
Hong Kong BN(O) Visa	Leave to Remain (LTR) with NRPF	1	0.08%
Humanitarian Protection	Leave to remain (LTR) with recourse	2	0.17%
Illegal entrant / Deception - claimed asylum	Asylum seeker / asylum seeker ARE	113	9.40%
Illegal entrant / Deception - did not claim asylum	No current immigration permission	56	4.66%
In Country Asylum Seeker	Asylum seeker / asylum seeker ARE	11	0.92%
Indefinite Leave	Leave to remain (LTR) with recourse	12	1.00%
Leave to Enter as visitor - NRPF	Leave to Remain (LTR) with NRPF	13	1.08%
Limited leave with NRPF (10 year route)	Leave to Remain (LTR) with NRPF	15	1.25%
Limited leave with NRPF (other)	Leave to Remain (LTR) with NRPF	108	8.99%
Limited leave with recourse to public funds (10 year route)	Leave to remain (LTR) with recourse	25	2.08%
Limited leave with recourse to public funds (following COC)	Leave to remain (LTR) with recourse	6	0.50%
Limited leave with recourse to public funds (other)	Leave to remain (LTR) with recourse	43	3.58%
No record held by Home Office	No current immigration permission	4	0.33%
Overstay / Breach - claimed asylum	Asylum seeker / asylum seeker ARE	134	11.15%
Overstay / Breach - did not claim asylum	No current immigration permission	307	25.54%
Port Case	Asylum seeker / asylum seeker ARE	19	1.58%
Pre-settled status LTR (EUSS)	Pre-settled / pending EUSS	74	6.16%
Refugee Status	Leave to remain (LTR) with recourse	12	1.00%
Settled status ILR (EUSS)	Leave to remain (LTR) with recourse	12	1.00%
Status not confirmed	No current immigration permission	113	9.40%
<b>Total</b>		<b>1202</b>	<b>100.00%</b>

## Summary of immigration status - supported in Q2‡

Immigration Status Group	Count	Percentage
Asylum seeker / asylum seeker ARE	277	23.94%
British	7	0.61%
Leave to Remain (LTR) with NRPF	137	11.84%
Leave to remain (LTR) with recourse	141	12.19%
No current immigration permission	506	43.73%
Pre-settled / pending EUSS	89	7.69%
<b>Total</b>	<b>1157</b>	<b>100.00%</b>

## Summary of immigration status - supported in Q2‡



# Immigration Status of Referred Households - Adults with care and support needs

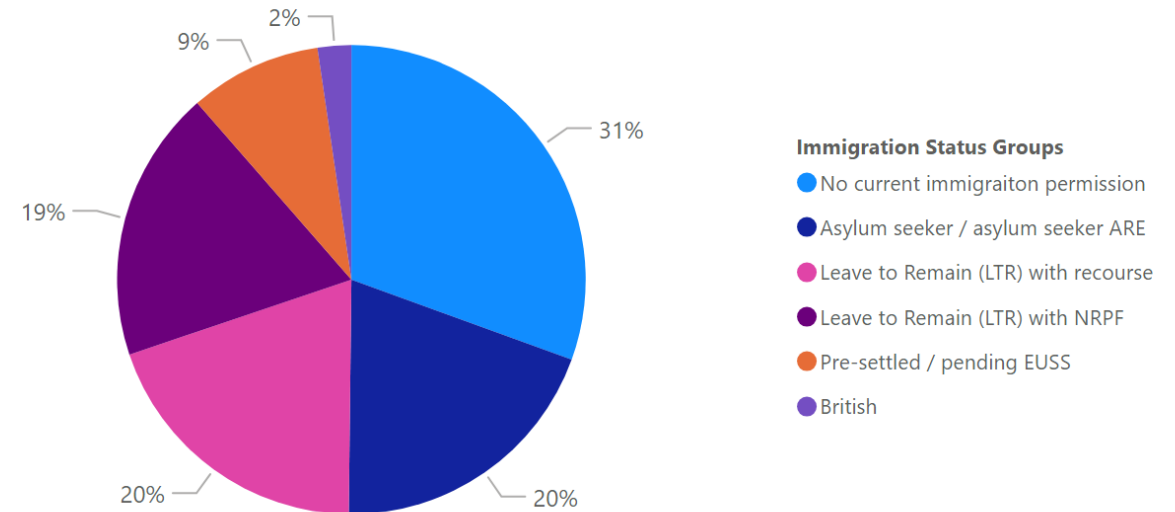
Immigration status - all referrals in Q2

Immigration Status	Immigration Status Groups	Count	Percentage
Illegal entrant / Deception - claimed asylum	Asylum seeker / asylum seeker ARE	43	7.06%
In Country Asylum Seeker	Asylum seeker / asylum seeker ARE	10	1.64%
Overstay / Breach - claimed asylum	Asylum seeker / asylum seeker ARE	45	7.39%
Port Case	Asylum seeker / asylum seeker ARE	12	1.97%
Awaiting first immigration check	Awaiting first immigration status check	49	8.05%
British	British	13	2.13%
Hong Kong BN(O) Visa	Leave to Remain (LTR) with NRPF	1	0.16%
Leave to Enter as visitor - NRPF	Leave to Remain (LTR) with NRPF	5	0.82%
Limited leave with NRPF (10 year route)	Leave to Remain (LTR) with NRPF	9	1.48%
Limited leave with NRPF (other)	Leave to Remain (LTR) with NRPF	90	14.78%
DDV Concession	Leave to Remain (LTR) with recourse	6	0.99%
Discretionary leave - trafficking	Leave to Remain (LTR) with recourse	1	0.16%
Discretionary Leave (DL) - other	Leave to Remain (LTR) with recourse	2	0.33%
Humanitarian Protection	Leave to Remain (LTR) with recourse	2	0.33%
Indefinite Leave	Leave to Remain (LTR) with recourse	17	2.79%
Limited leave with recourse to public funds (10 year route)	Leave to Remain (LTR) with recourse	7	1.15%
Limited leave with recourse to public funds (following COC)	Leave to Remain (LTR) with recourse	4	0.66%
Limited leave with recourse to public funds (other)	Leave to Remain (LTR) with recourse	32	5.25%
Refugee Status	Leave to Remain (LTR) with recourse	12	1.97%
Settled status ILR (EUSS)	Leave to Remain (LTR) with recourse	27	4.43%
EEA / family member (resident Dec 20)- unlawfully present	No current immigration permission	1	0.16%
EEA national	No current immigration permission	1	0.16%
EEA National / Dependant	No current immigration permission	1	0.16%
Illegal entrant / Deception - did not claim asylum	No current immigration permission	10	1.64%
Overstay / Breach - did not claim asylum	No current immigration permission	72	11.82%
Status not confirmed	No current immigration permission	86	14.12%
EUSS application submitted after 30 June 2021	Pre-settled / pending EUSS	1	0.16%
EUSS application submitted in time	Pre-settled / pending EUSS	3	0.49%
EUSS application submitted pre-30 June 2021	Pre-settled / pending EUSS	1	0.16%
Pre-settled status LTR (EUSS)	Pre-settled / pending EUSS	46	7.55%
<b>Total</b>		<b>609</b>	<b>100.00%</b>

Immigration status - all referrals in Q2‡

Immigration Status Groups	Count	Percentage
No current immigration permission	171	30.54%
Asylum seeker / asylum seeker ARE	110	19.64%
Leave to Remain (LTR) with recourse	110	19.64%
Leave to Remain (LTR) with NRPF	105	18.75%
Pre-settled / pending EUSS	51	9.11%
British	13	2.32%
<b>Total</b>	<b>560</b>	<b>100.00%</b>

Immigration status - all referrals in Q2‡





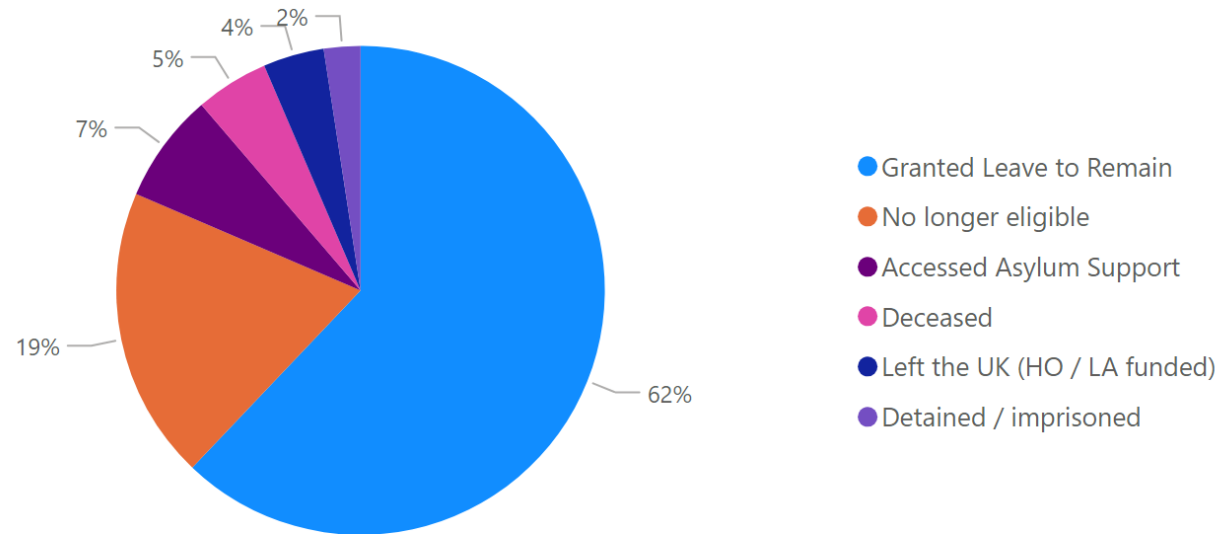
Closure reason - all closures in Q2

Reason for closure	Count	Percentage	Avg days on support
Granted Leave to Remain	77	62%	424
No longer eligible	24	19%	181
Accessed Asylum Support	9	7%	316
Deceased	6	5%	824
Left the UK (HO / LA funded)	5	4%	307
Detained / imprisoned	3	2%	31
<b>Total</b>	<b>124</b>	<b>100%</b>	<b>374</b>

Onward referral for those no longer eligible

Referral	Count	Percentage
Mainstream benefits and housing services	9	38%
Support accessed through friends / family	7	29%
Employment	2	8%
Referred to borough where ordinary resident	2	8%
Refuge accommodation (not LA funded)	2	8%
NRM accommodation	1	4%
Support accessed through VCS	1	4%
<b>Total</b>	<b>24</b>	<b>100%</b>

Closure reason - all closures in Q2



# Families with Children in Need

## Local authorities uploading financial data:

79/89 subscribers

Barking and Dagenham	Barnet	Bedford
Bexley	Birmingham	Bradford
Brent	Brighton and Hove	Bristol
Bromley	Buckinghamshire	Camden
Coventry	Croydon	Derby
Dudley	Durham	Ealing
East Sussex	Edinburgh	Enfield
Essex	Gateshead	Glasgow
Gloucestershire	Greenwich	Hackney
Hammersmith and Fulham	Hampshire	Haringey
Harrow	Havering	Hertfordshire
Hillingdon	Hounslow	Islington
Kensington and Chelsea	Kent	Kirklees
Lambeth	Lancashire	Leeds
Leicester	Lewisham	Liverpool
Luton	Manchester	Medway
Merton	Middlesbrough	Milton Keynes
Newham	Norfolk	Northamptonshire
Nottingham	Nottinghamshire	Oxfordshire
Peterborough	Portsmouth	Reading
Redbridge	Salford	Sandwell
Sheffield	Southampton	Southend on Sea
Southwark	Stoke	Surrey
Sutton	Thurrock	Tower Hamlets
Walsall	Waltham Forest	Wandsworth
Warwickshire	West Sussex	Westminster
Wolverhampton		

## Referrals and Supported Households

	Q1	Q2	Q3	Q4	Year-to-date
New referrals	944	935			1879
New households taken on for support	326	317			643
Supported households closed	271	321			592

## Time on support

	Q1	Q2	Q3	Q4	Year-to-date
Average number of days on support	531	543			523
Households supported for 1000 days	328	359			385
1000 day households as % of total	17%	18%			17%

## Support Costs

	Q1	Q2	Q3	Q4	Year-to-date
Supported households	1913	1959			2230
Dependents of supported households	3454	3474			3982
Person-related cost	£1.9M	£2.0M			£3.9M
Property-related cost	£7.2M	£7.4M			£14.6M
Total quarterly cost	£9.1M	£9.4M			£18.5M
Average quarterly cost per household	£4.8K	£4.8K			£8.3K

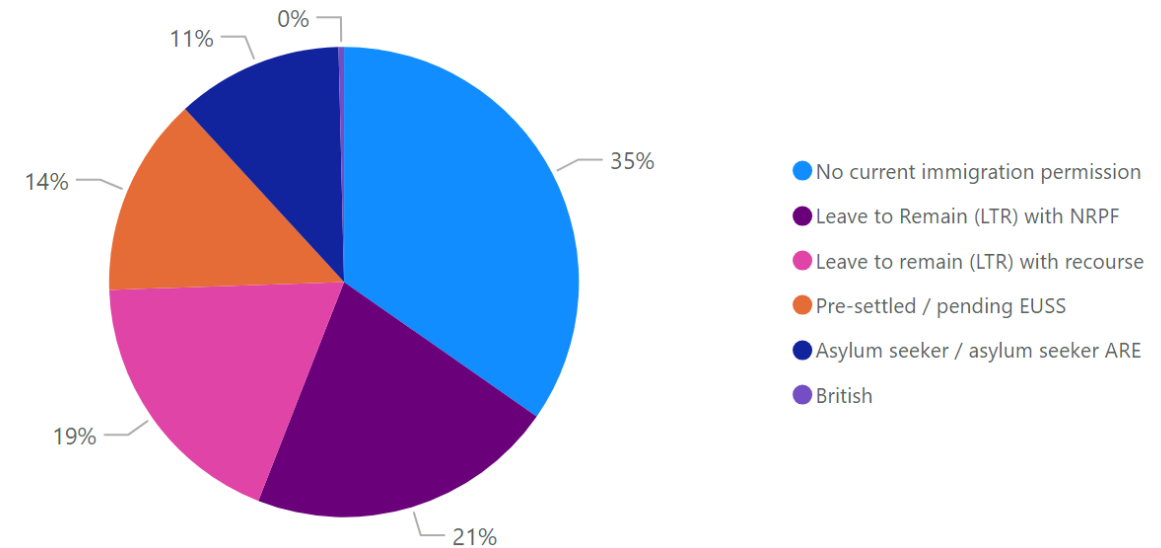
## Immigration status - financially supported in Q2

Immigration Status	Immigration Status Group	Count	Percentage
Awaiting first immigration check	Awaiting first immigration check	91	4.65%
British	British	7	0.36%
DDV Concession	Leave to remain (LTR) with recourse	65	3.32%
EEA / family member (resident Dec 20)- unlawfully present	No current immigration permission	21	1.07%
EEA derived right of residence (other)	No current immigration permission	2	0.10%
EEA national - no record on HO systems	No current immigration permission	1	0.05%
EUSS application submitted after 30 June 2021	Pre-settled / pending EUSS	16	0.82%
EUSS application submitted in time	Pre-settled / pending EUSS	11	0.56%
EUSS application submitted out of time	Pre-settled / pending EUSS	1	0.05%
EUSS application submitted pre-30 June 2021	Pre-settled / pending EUSS	9	0.46%
EUSS family member permit	Pre-settled / pending EUSS	1	0.05%
Humanitarian Protection	Leave to remain (LTR) with recourse	2	0.10%
Illegal entrant / Deception - claimed asylum	Asylum seeker / asylum seeker ARE	59	3.01%
Illegal entrant / Deception - did not claim asylum	No current immigration permission	30	1.53%
In Country Asylum Seeker	Asylum seeker / asylum seeker ARE	23	1.17%
Indefinite Leave	Leave to remain (LTR) with recourse	21	1.07%
Leave to Enter as visitor - NRPF	Leave to Remain (LTR) with NRPF	27	1.38%
Limited leave with NRPF (10 year route)	Leave to Remain (LTR) with NRPF	64	3.27%
Limited leave with NRPF (other)	Leave to Remain (LTR) with NRPF	306	15.62%
Limited leave with recourse to public funds (10 year route)	Leave to remain (LTR) with recourse	108	5.51%
Limited leave with recourse to public funds (following COC)	Leave to remain (LTR) with recourse	16	0.82%
Limited leave with recourse to public funds (other)	Leave to remain (LTR) with recourse	94	4.80%
Overstay / Breach - claimed asylum	Asylum seeker / asylum seeker ARE	112	5.72%
Overstay / Breach - did not claim asylum	No current immigration permission	492	25.11%
Port Case	Asylum seeker / asylum seeker ARE	20	1.02%
Pre-settled status LTR (EUSS)	Pre-settled / pending EUSS	218	11.13%
Refugee Status	Leave to remain (LTR) with recourse	23	1.17%
Settled status ILR (EUSS)	Leave to remain (LTR) with recourse	17	0.87%
Status not confirmed	No current immigration permission	102	5.21%
<b>Total</b>		<b>1959</b>	<b>100.00%</b>

## Summary of immigration status - supported in Q2†

Immigration Status Group	Count	Percentage
Asylum seeker / asylum seeker ARE	214	11.46%
British	7	0.37%
Leave to Remain (LTR) with NRPF	397	21.25%
Leave to remain (LTR) with recourse	346	18.52%
No current immigration permission	648	34.69%
Pre-settled / pending EUSS	256	13.70%
<b>Total</b>	<b>1868</b>	<b>100.00%</b>

## Summary of immigration status - supported in Q2†



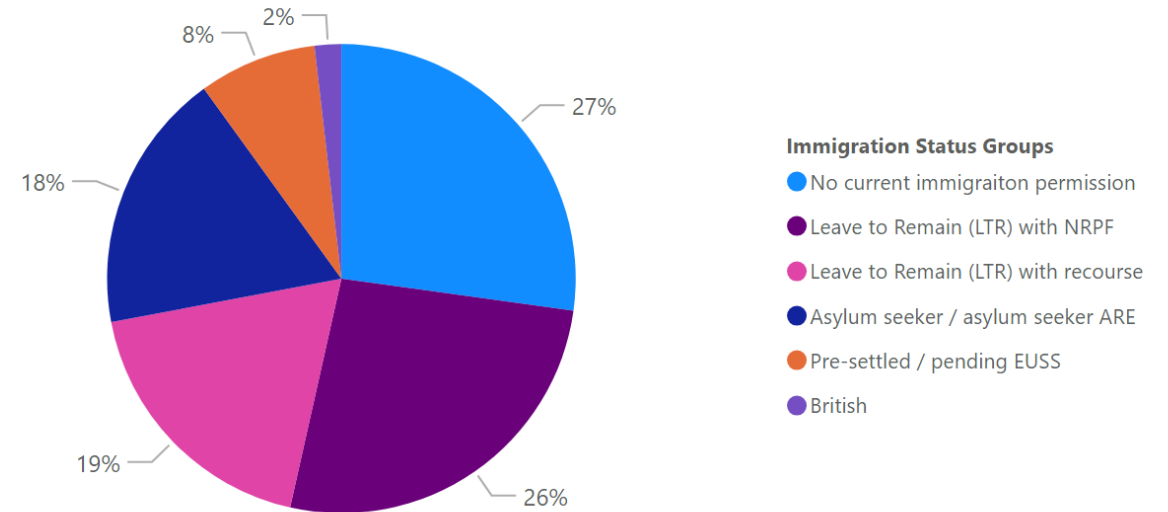
## Immigration status - all referrals in Q2

Immigration Status	Immigration Status Groups	Count	Percentage
Illegal entrant / Deception - claimed asylum	Asylum seeker / asylum seeker ARE	117	6.93%
In Country Asylum Seeker	Asylum seeker / asylum seeker ARE	46	2.73%
Overstayer / Breach - claimed asylum	Asylum seeker / asylum seeker ARE	80	4.74%
Port Case	Asylum seeker / asylum seeker ARE	31	1.84%
Awaiting first immigration check	Awaiting first immigration status check	165	9.77%
British	British	28	1.66%
Hong Kong BN(O) Visa	Leave to Remain (LTR) with NRPF	2	0.12%
Leave to Enter as visitor - NRPF	Leave to Remain (LTR) with NRPF	16	0.95%
Limited leave with NRPF (10 year route)	Leave to Remain (LTR) with NRPF	40	2.37%
Limited leave with NRPF (other)	Leave to Remain (LTR) with NRPF	343	20.32%
DDV Concession	Leave to Remain (LTR) with recourse	30	1.78%
Discretionary leave - trafficking	Leave to Remain (LTR) with recourse	1	0.06%
Discretionary Leave (DL) - other	Leave to Remain (LTR) with recourse	2	0.12%
Humanitarian Protection	Leave to Remain (LTR) with recourse	2	0.12%
Indefinite Leave	Leave to Remain (LTR) with recourse	43	2.55%
Limited leave with recourse to public funds (10 year route)	Leave to Remain (LTR) with recourse	20	1.18%
Limited leave with recourse to public funds (following COC)	Leave to Remain (LTR) with recourse	6	0.36%
Limited leave with recourse to public funds (other)	Leave to Remain (LTR) with recourse	98	5.81%
Refugee Status	Leave to Remain (LTR) with recourse	29	1.72%
Settled status ILR (EUSS)	Leave to Remain (LTR) with recourse	49	2.90%
UASC Leave	Leave to Remain (LTR) with recourse	2	0.12%
EEA / family member (resident Dec 20)- unlawfully present	No current immigration permission	2	0.12%
EEA national	No current immigration permission	1	0.06%
EEA National / Dependant	No current immigration permission	1	0.06%
Illegal entrant / Deception - did not claim asylum	No current immigration permission	23	1.36%
Overstayer / Breach - did not claim asylum	No current immigration permission	200	11.85%
Status not confirmed	No current immigration permission	187	11.08%
EUSS application submitted after 30 June 2021	Pre-settled / pending EUSS	9	0.53%
EUSS application submitted in time	Pre-settled / pending EUSS	11	0.65%
EUSS application submitted out of time	Pre-settled / pending EUSS	2	0.12%
EUSS application submitted pre-30 June 2021	Pre-settled / pending EUSS	2	0.12%
EUSS family member permit	Pre-settled / pending EUSS	1	0.06%
Pre-settled status LTR (EUSS)	Pre-settled / pending EUSS	99	5.86%
<b>Total</b>		<b>1688</b>	<b>100.00%</b>

## Immigration status - all referrals in Q2‡

Immigration Status Groups	Count	Percentage
No current immigration permission	414	27.18%
Leave to Remain (LTR) with NRPF	401	26.33%
Leave to Remain (LTR) with recourse	282	18.52%
Asylum seeker / asylum seeker ARE	274	17.99%
Pre-settled / pending EUSS	124	8.14%
British	28	1.84%
<b>Total</b>	<b>1523</b>	<b>100.00%</b>

## Immigration status - all referrals in Q2‡



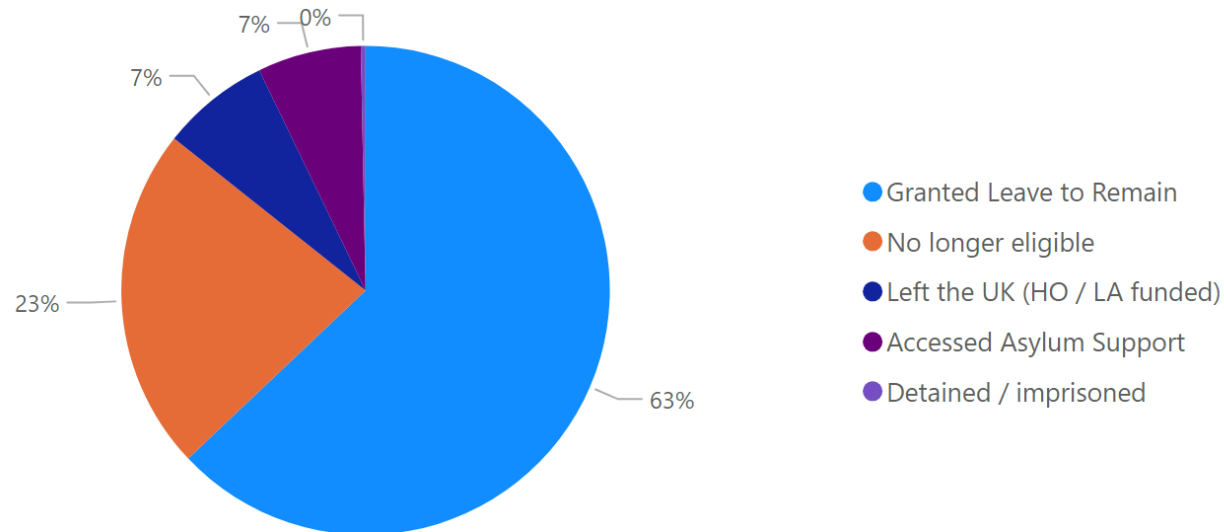
Closure reason - all closures in Q2

Reason for closure	Count	Percentage	Avg days on support
Granted Leave to Remain	202	63%	483
No longer eligible	73	23%	331
Left the UK (HO / LA funded)	23	7%	227
Accessed Asylum Support	22	7%	244
Detained / imprisoned	1	0%	694
<b>Total</b>	<b>321</b>	<b>100%</b>	<b>414</b>

Onward referral for those no longer eligible

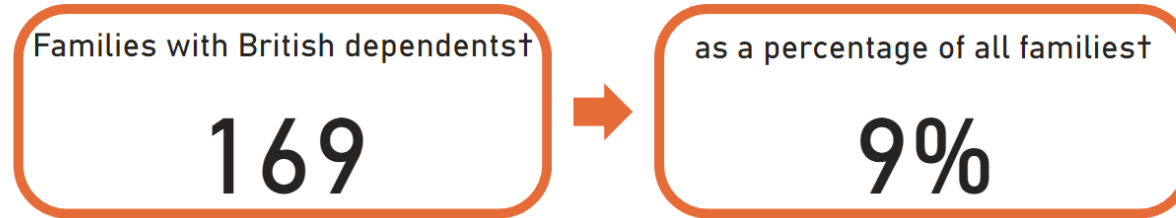
Referral	Count	Percentage
Support accessed through friends / family	32	44%
Mainstream benefits and housing services	17	23%
Referred to borough where ordinary resident	12	16%
Employment	11	15%
Support accessed through VCS	1	1%
<b>Total</b>	<b>73</b>	<b>100%</b>

Closure reason - all closures in Q2

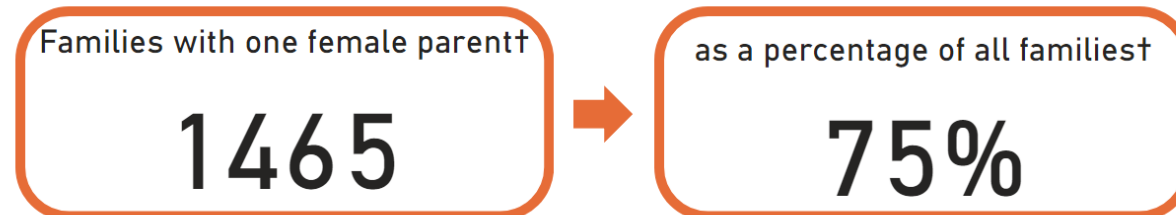
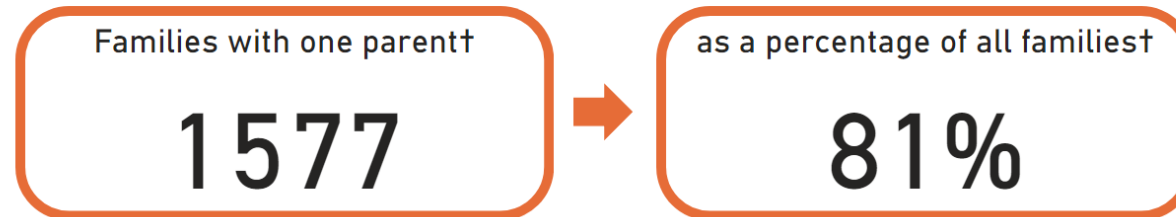


Following requests from our members, we have calculated the following figures:

## Families with British Dependents



## Single Parent Families



# Looked after Children and Care Leavers



## Local authorities uploading financial data:

37/89 subscribers

Bedford	Birmingham	Brighton and Hove
Bristol	Bromley	Buckinghamshire
Croydon	Ealing	Gloucestershire
Hackney	Hampshire	Haringey
Havering	Hertfordshire	Hillingdon
Hounslow	Islington	Kent
Lambeth	Leicester	Lewisham
Milton Keynes	Newham	Norfolk
Northamptonshire	Nottingham	Nottinghamshire
Oxfordshire	Portsmouth	Reading
Redbridge	Salford	Surrey
Telford and Wrekin	Tower Hamlets	Waltham Forest
West Sussex		

## Referrals and Supported Households

	Q1	Q2	Q3	Q4	Year-to-date
New cases taken on for support	38	33			71
New cases	225	144			369
Cases closed	177	114			291

## Open Cases

	Q1	Q2	Q3	Q4	Year-to-date
Open cases	3340	3261			3470
Open cases under age of 18	591	500			674
Open cases aged 18-20	1534	1525			1570
Open cases aged 21-24	1215	1236			1226

## Support Costs

	Q1	Q2	Q3	Q4	Year-to-date
Financially supported cases	1009	971			1057
Person-related cost	£909K	£829K			£1.7M
Property-related cost	£5.5M	£5.7M			£11.2M
Total cost	£6.4M	£6.6M			£13.0M
Average cost per case	£6.3K	£6.7K			£12.1K

## Immigration status - open cases in Q2

Immigration Status	Immigration Status Groups	Count	Percentage
Awaiting first immigration check	Awaiting first immigration status check	59	1.86%
British	British	7	0.22%
Discretionary leave - trafficking	Leave to Remain (LTR) with recourse	3	0.09%
Discretionary Leave (DL) - other	Leave to Remain (LTR) with recourse	14	0.44%
EEA / family member (resident Dec 20)- unlawfully present	No current immigration permission	3	0.09%
EEA national	No current immigration permission	4	0.13%
EEA national - no record on HO systems	No current immigration permission	5	0.16%
EUSS application submitted after 30 June 2021	Pre-settled / pending EUSS	3	0.09%
EUSS application submitted in time	Pre-settled / pending EUSS	1	0.03%
EUSS application submitted pre-30 June 2021	Pre-settled / pending EUSS	12	0.38%
Family member of EEA national	Pre-settled / pending EUSS	4	0.13%
Humanitarian Protection	Leave to Remain (LTR) with recourse	39	1.23%
Illegal entrant / Deception - claimed asylum	Asylum seeker / asylum seeker ARE	1589	49.97%
Illegal entrant / Deception - did not claim asylum	No current immigration permission	79	2.48%
In Country Asylum Seeker	Asylum seeker / asylum seeker ARE	206	6.48%
Indefinite Leave	Leave to Remain (LTR) with recourse	18	0.57%
Leave to Enter as visitor - NRPF	Leave to Remain (LTR) with NRPF	4	0.13%
Limited leave with NRPF (10 year route)	Leave to Remain (LTR) with NRPF	5	0.16%
Limited leave with NRPF (other)	Leave to Remain (LTR) with NRPF	23	0.72%
Limited leave with recourse to public funds (10 year route)	Leave to Remain (LTR) with recourse	6	0.19%
Limited leave with recourse to public funds (other)	Leave to Remain (LTR) with recourse	75	2.36%
No record held by Home Office	No current immigration permission	45	1.42%
Overstay / Breach - claimed asylum	Asylum seeker / asylum seeker ARE	106	3.33%
Overstay / Breach - did not claim asylum	No current immigration permission	24	0.75%
Port Case	Asylum seeker / asylum seeker ARE	103	3.24%
Pre-settled status LTR (EUSS)	Pre-settled / pending EUSS	14	0.44%
Refugee Status	Leave to Remain (LTR) with recourse	515	16.19%
Settled status ILR (EUSS)	Leave to Remain (LTR) with recourse	7	0.22%
Status not confirmed	No current immigration permission	175	5.50%
UASC leave	Leave to Remain (LTR) with recourse	32	1.01%
<b>Total</b>		<b>3180</b>	<b>100.00%</b>

## Summary of immigration status - open cases in Q2†

Immigration Status Groups	Count	Percentage
Asylum seeker / asylum seeker ARE	2004	64.21%
Leave to Remain (LTR) with recourse	709	22.72%
No current immigration permission	335	10.73%
Pre-settled / pending EUSS	34	1.09%
Leave to Remain (LTR) with NRPF	32	1.03%
British	7	0.22%
<b>Total</b>	<b>3121</b>	<b>100.00%</b>

## Summary of immigration status - open cases in Q2†

