



NRPF Connect Data Report Q1 2024/25

UK Data Report

What is the NRPF Connect data report Q1 2024/25?

This data report collates and analyses the data recorded by councils in the UK using NRPF Connect in the year up to the end of quarter one of the 2024/25 financial year. It provides a summary of referrals made and the support provided by social care services around the UK for people with no recourse to public funds (NRPF). The data is used to inform policy recommendations.

What is NRPF Connect?

NRPF Connect is the national database and case management tool for councils to record details of households with NRPF that are being provided with accommodation and/or financial support by social services, hosted by the NRPF Network.

What support is recorded on NRPF Connect?

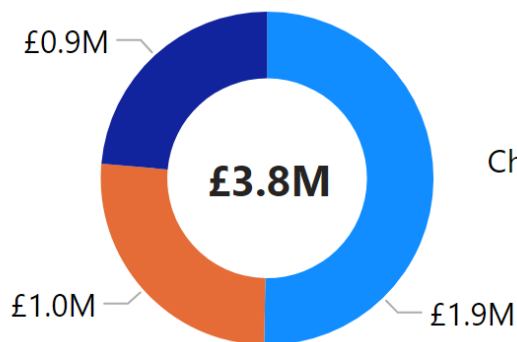
Councils can provide accommodation and financial support to people who are excluded from claiming benefits and mainstream housing assistance when statutory duties are engaged under social care legislation. Local authorities across the UK record the social care services they provide to families, adults with care needs, and care leavers with no recourse to public funds (NRPF). You can read more about NRPF support on the [NRPF Network website](#).

Notes on the data

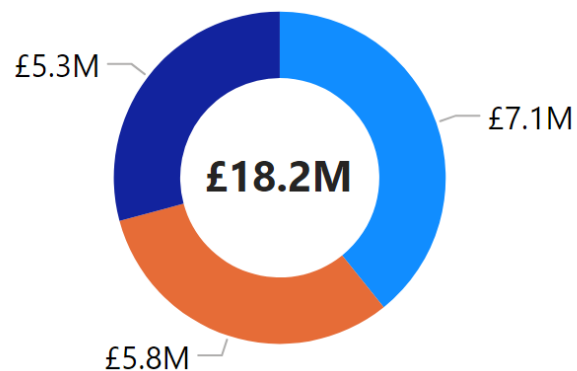
- “Adults” refers to adults with care needs provided with support under S18(1) Care Act 2014, S19(1) Care Act 2014, S12 Social Work (Scotland) Act 1968, P7 Housing Act 1996, S1 Localism Act 2011, or S117 Mental Health Act 1983.
- “Families” refers to families with a child in need with support under S17 Children Act 1989 or S22 Children (Scotland) Act 1995.
- “Children and care leavers” refers to looked after children and young people leaving care supported under Children (Leaving Care) Act 2000, S20 Children Act 1989, S25 Children (Scotland) Act 1995, or S29 & S30 Children (Scotland) Act 1995.
- “Support costs” relate to accommodation and financial support (subsistence) costs only, and do not include staffing or other costs incurred by councils delivering support to NRPF households.
- Data was last downloaded from NRPF Connect on 22/10/2024

Key

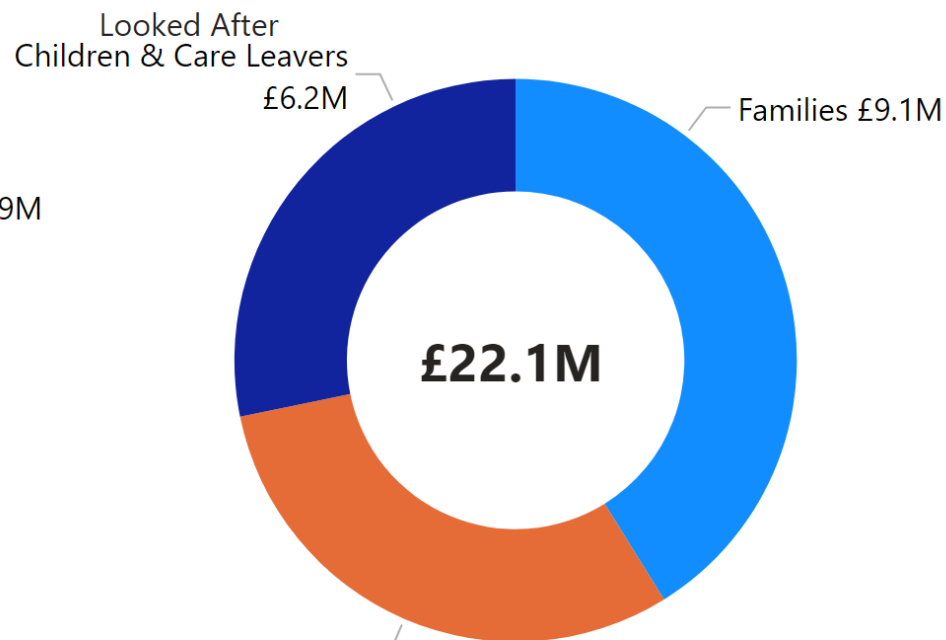
‡ - Those awaiting a first immigration check have been removed from the summary



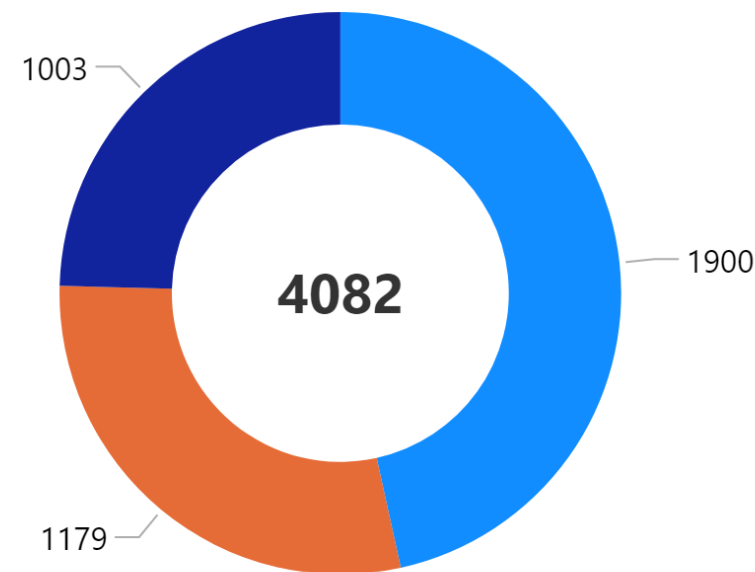
Person Related Costs



Property Related Costs



Total Quarterly Cost



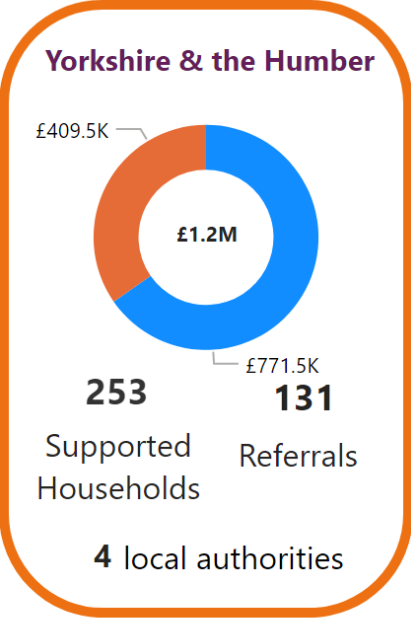
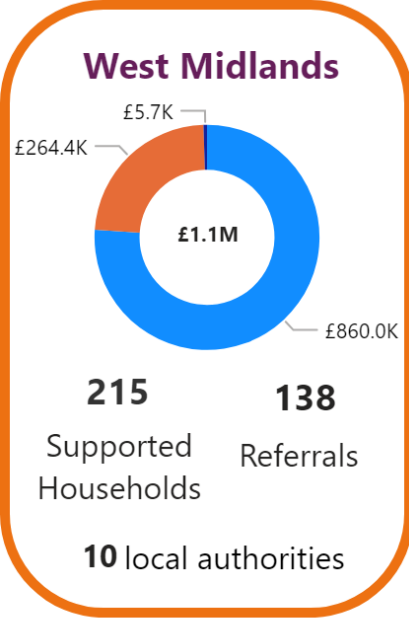
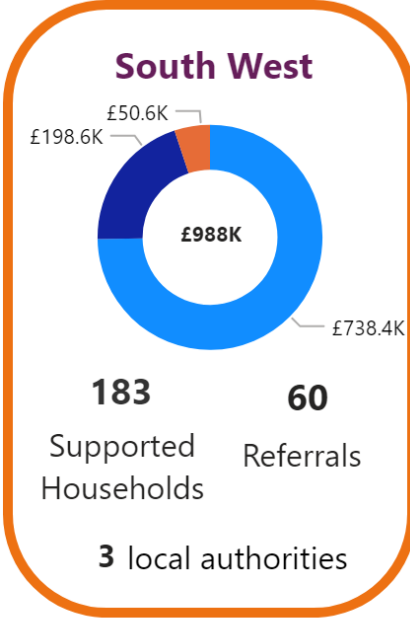
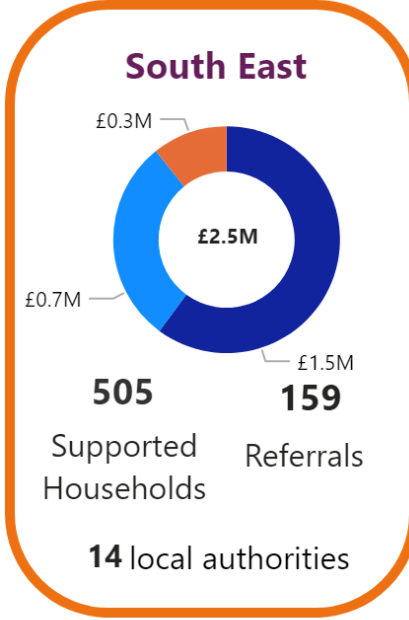
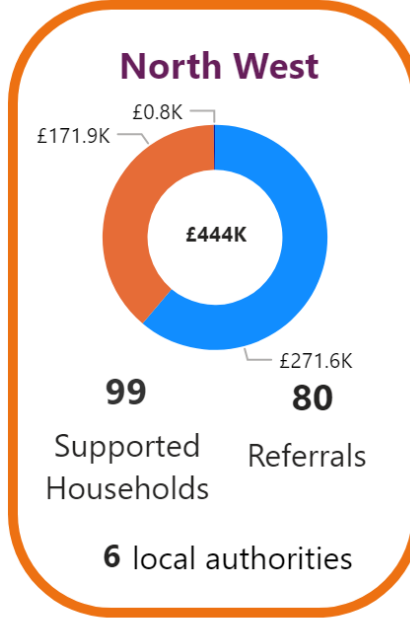
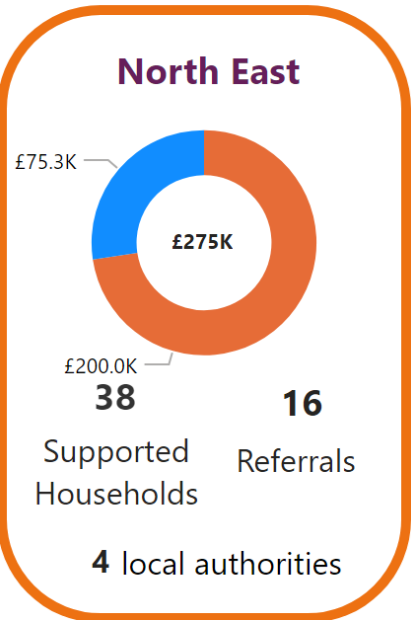
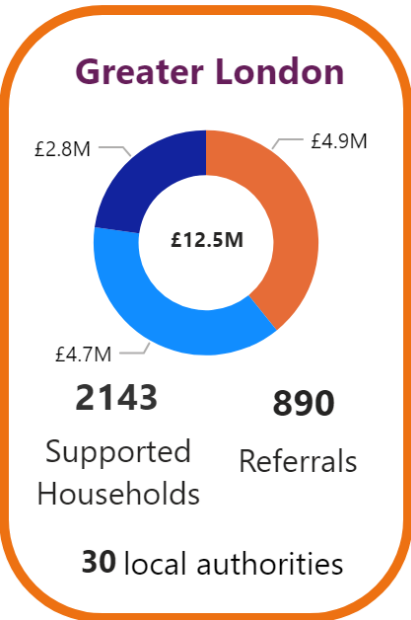
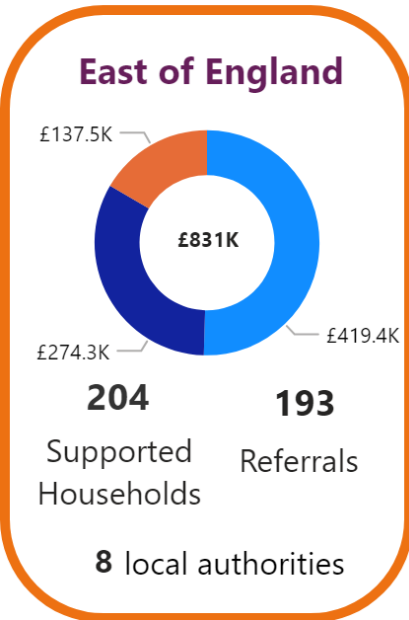
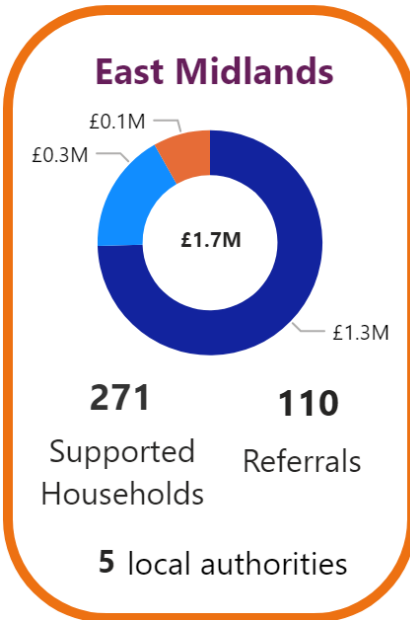
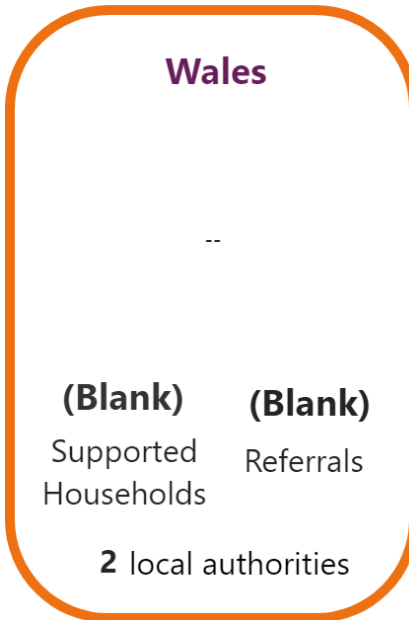
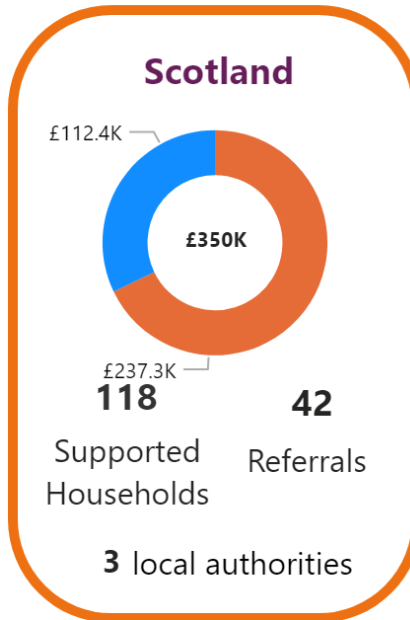
Supported Households

- Families
- Children & Care Leavers
- Adults

86 local authority subscribers

Geographical Breakdown

- Families
- Children & Care Leavers
- Adults



Adults with care and support needs

Local authorities uploading financial data:

59/89 subscribers

| | | |
|---------------------|----------------------|--------------------|
| Barking and Dagenha | Barnet | Bexley |
| Birmingham | Bradford | Brighton and Hove |
| Bristol | Camden | Coventry |
| Croydon | Derby | Durham |
| Ealing | East Sussex | Edinburgh |
| Enfield | Gateshead | Glasgow |
| Greenwich | Hackney | Hammersmith and Fu |
| Hampshire | Haringey | Havering |
| Hertfordshire | Hillingdon | Hounslow |
| Islington | Kensington and Chels | Kent |
| Kirklees | Lambeth | Lancashire |
| Leicester | Lewisham | Luton |
| Manchester | Merton | Middlesbrough |
| Milton Keynes | Newcastle | Newham |
| Norfolk | Redbridge | Rochdale |
| Salford | Sheffield | Slough |
| Southampton | Southend on Sea | Southwark |
| Stoke | Surrey | Thurrock |
| Tower Hamlets | Walsall | Wandsworth |
| Westminster | Wolverhampton | |

Referrals and Supported Households

| | Q1 | Q2 | Q3 | Q4 |
|-------------------------------------|-----|----|----|----|
| New referrals | 681 | | | |
| New households taken on for support | 140 | | | |
| Supported households closed | 119 | | | |

Time on support

| | Q1 | Q2 | Q3 | Q4 |
|------------------------------------|-----|----|----|----|
| Average number of days on support | 915 | | | |
| Households supported for 1000 days | 365 | | | |
| 1000 day households as % of total | 31% | | | |

Support Costs

| | Q1 | Q2 | Q3 | Q4 |
|--------------------------------------|-------|----|----|----|
| Supported households | 1179 | | | |
| Dependents of supported households | 118 | | | |
| Person-related cost | £1.0M | | | |
| Property-related cost | £5.8M | | | |
| Total quarterly cost | £6.8M | | | |
| Average quarterly cost per household | £5.7K | | | |

Immigration Status of Supported Households - Adults with care and support needs

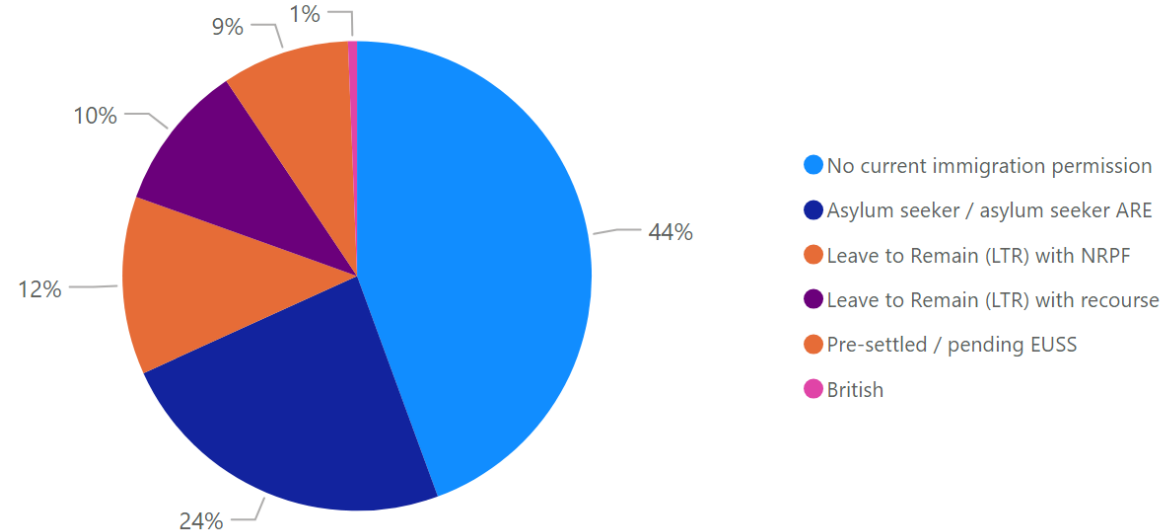
Immigration status - financially supported in Q1

| Immigration Status | Immigration Status Groups | Count | Percentage |
|---|---|-------------|----------------|
| Illegal entrant / Deception - claimed asylum | Asylum seeker / asylum seeker ARE | 110 | 9.33% |
| In Country Asylum Seeker | Asylum seeker / asylum seeker ARE | 12 | 1.02% |
| Overstay / Breach - claimed asylum | Asylum seeker / asylum seeker ARE | 127 | 10.77% |
| Port Case | Asylum seeker / asylum seeker ARE | 19 | 1.61% |
| Awaiting first immigration check | Awaiting first immigration status check | 53 | 4.50% |
| British | British | 7 | 0.59% |
| Hong Kong BN(O) Visa | Leave to Remain (LTR) with NRPF | 1 | 0.08% |
| Leave to Enter as visitor - NRPF | Leave to Remain (LTR) with NRPF | 20 | 1.70% |
| Limited leave with NRPF (10 year route) | Leave to Remain (LTR) with NRPF | 16 | 1.36% |
| Limited leave with NRPF (other) | Leave to Remain (LTR) with NRPF | 90 | 7.63% |
| Settled status ILR (EUSS) | Leave to Remain (LTR) with NRPF | 11 | 0.93% |
| DDV Concession | Leave to Remain (LTR) with recourse | 23 | 1.95% |
| Discretionary Leave (DL) - other | Leave to Remain (LTR) with recourse | 6 | 0.51% |
| Humanitarian Protection | Leave to Remain (LTR) with recourse | 3 | 0.25% |
| Indefinite Leave | Leave to Remain (LTR) with recourse | 6 | 0.51% |
| Limited leave with recourse to public funds (10 year route) | Leave to Remain (LTR) with recourse | 34 | 2.88% |
| Limited leave with recourse to public funds (following COC) | Leave to Remain (LTR) with recourse | 10 | 0.85% |
| Limited leave with recourse to public funds (other) | Leave to Remain (LTR) with recourse | 18 | 1.53% |
| Refugee Status | Leave to Remain (LTR) with recourse | 14 | 1.19% |
| EEA / family member (resident Dec 20)- unlawfully present | No current immigration permission | 23 | 1.95% |
| EEA family permit | No current immigration permission | 2 | 0.17% |
| EEA national | No current immigration permission | 3 | 0.25% |
| EEA national - no record on HO systems | No current immigration permission | 2 | 0.17% |
| EEA National / Dependant | No current immigration permission | 1 | 0.08% |
| Illegal entrant / Deception - did not claim asylum | No current immigration permission | 52 | 4.41% |
| No record held by Home Office | No current immigration permission | 5 | 0.42% |
| Overstay / Breach - did not claim asylum | No current immigration permission | 303 | 25.70% |
| Status not confirmed | No current immigration permission | 109 | 9.25% |
| EUSS application submitted after 30 June 2021 | Pre-settled / pending EUSS | 5 | 0.42% |
| EUSS application submitted in time | Pre-settled / pending EUSS | 3 | 0.25% |
| EUSS application submitted out of time | Pre-settled / pending EUSS | 2 | 0.17% |
| EUSS application submitted pre-30 June 2021 | Pre-settled / pending EUSS | 12 | 1.02% |
| Pre-settled status LTR (EUSS) | Pre-settled / pending EUSS | 77 | 6.53% |
| Total | | 1179 | 100.00% |

Summary of immigration status - supported in Q1‡

| Immigration Status Groups | Count | Percentage |
|-------------------------------------|-------------|----------------|
| Asylum seeker / asylum seeker ARE | 268 | 23.80% |
| British | 7 | 0.62% |
| Leave to Remain (LTR) with NRPF | 138 | 12.26% |
| Leave to Remain (LTR) with recourse | 114 | 10.12% |
| No current immigration permission | 500 | 44.40% |
| Pre-settled / pending EUSS | 99 | 8.79% |
| Total | 1126 | 100.00% |

Summary of immigration status - supported in Q1‡



Immigration Status of Referred Households - Adults with care and support needs

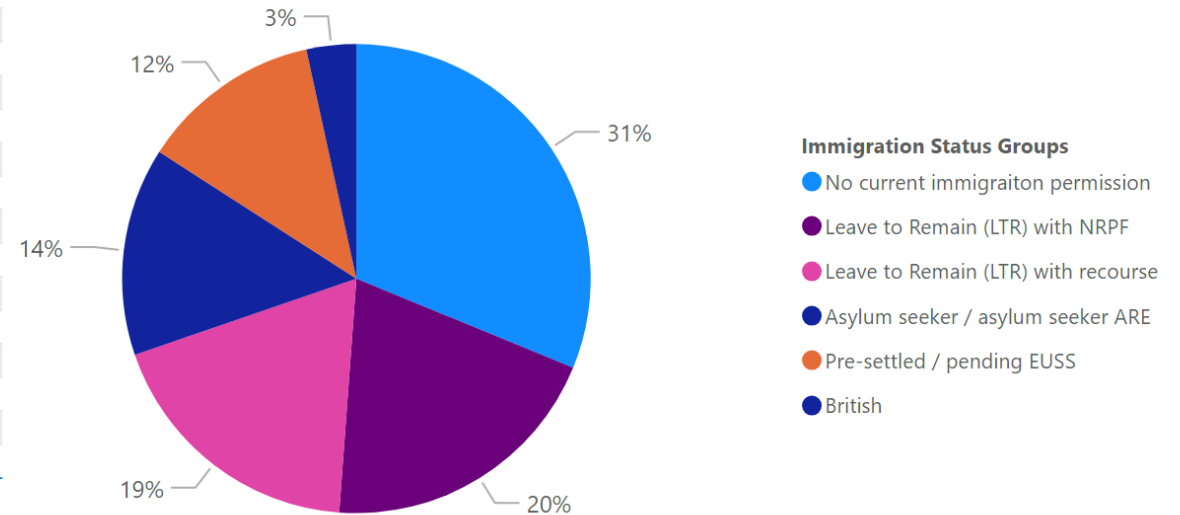
Immigration status - all referrals in Q1

| Immigration Status | Immigration Status Groups | Count | Percentage |
|---|---|------------|----------------|
| Illegal entrant / Deception - claimed asylum | Asylum seeker / asylum seeker ARE | 39 | 5.73% |
| In Country Asylum Seeker | Asylum seeker / asylum seeker ARE | 14 | 2.06% |
| Overstayer / Breach - claimed asylum | Asylum seeker / asylum seeker ARE | 27 | 3.96% |
| Port Case | Asylum seeker / asylum seeker ARE | 12 | 1.76% |
| Awaiting first immigration check | Awaiting first immigration status check | 40 | 5.87% |
| British | British | 22 | 3.23% |
| Hong Kong BN(O) Visa | Leave to Remain (LTR) with NRPF | 1 | 0.15% |
| Leave to Enter as visitor - NRPF | Leave to Remain (LTR) with NRPF | 11 | 1.62% |
| Limited leave with NRPF (10 year route) | Leave to Remain (LTR) with NRPF | 10 | 1.47% |
| Limited leave with NRPF (other) | Leave to Remain (LTR) with NRPF | 70 | 10.28% |
| Settled status ILR (EUSS) | Leave to Remain (LTR) with NRPF | 36 | 5.29% |
| DDV Concession | Leave to Remain (LTR) with recourse | 14 | 2.06% |
| Discretionary leave - trafficking | Leave to Remain (LTR) with recourse | 1 | 0.15% |
| Discretionary Leave (DL) - other | Leave to Remain (LTR) with recourse | 1 | 0.15% |
| Indefinite Leave | Leave to Remain (LTR) with recourse | 29 | 4.26% |
| Limited leave with recourse to public funds (10 year route) | Leave to Remain (LTR) with recourse | 19 | 2.79% |
| Limited leave with recourse to public funds (following COC) | Leave to Remain (LTR) with recourse | 2 | 0.29% |
| Limited leave with recourse to public funds (other) | Leave to Remain (LTR) with recourse | 34 | 4.99% |
| Refugee Status | Leave to Remain (LTR) with recourse | 19 | 2.79% |
| EEA / family member (resident Dec 20)- unlawfully present | No current immigration permission | 2 | 0.29% |
| EEA national | No current immigration permission | 1 | 0.15% |
| Illegal entrant / Deception - did not claim asylum | No current immigration permission | 21 | 3.08% |
| No record held by Home Office | No current immigration permission | 2 | 0.29% |
| Overstayer / Breach - did not claim asylum | No current immigration permission | 75 | 11.01% |
| Status not confirmed | No current immigration permission | 99 | 14.54% |
| EUSS application submitted after 30 June 2021 | Pre-settled / pending EUSS | 3 | 0.44% |
| EUSS application submitted in time | Pre-settled / pending EUSS | 9 | 1.32% |
| EUSS application submitted pre-30 June 2021 | Pre-settled / pending EUSS | 1 | 0.15% |
| Pre-settled status LTR (EUSS) | Pre-settled / pending EUSS | 67 | 9.84% |
| Total | | 681 | 100.00% |

Immigration status - all referrals in Q1‡

| Immigration Status Groups | Count | Percentage |
|-------------------------------------|------------|----------------|
| No current immigration permission | 200 | 31.20% |
| Leave to Remain (LTR) with NRPF | 128 | 19.97% |
| Leave to Remain (LTR) with recourse | 119 | 18.56% |
| Asylum seeker / asylum seeker ARE | 92 | 14.35% |
| Pre-settled / pending EUSS | 80 | 12.48% |
| British | 22 | 3.43% |
| Total | 641 | 100.00% |

Immigration status - all referrals in Q1‡



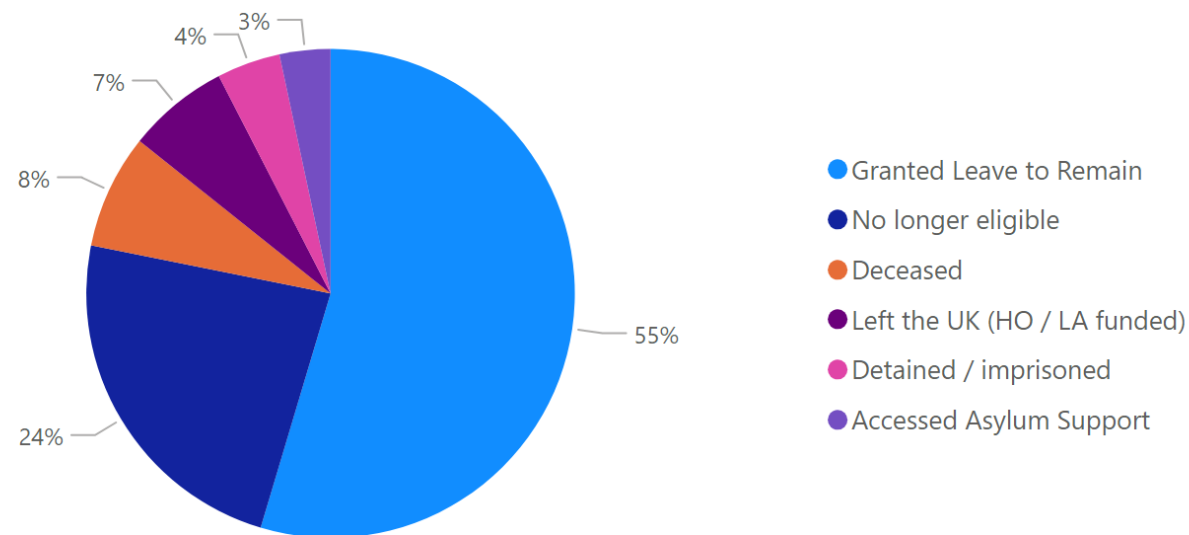
Closure reason - all closures in Q1

| Reason for closure | Count | Percentage | Avg days on support |
|------------------------------|------------|-------------|---------------------|
| Granted Leave to Remain | 65 | 55% | 685 |
| No longer eligible | 28 | 24% | 394 |
| Deceased | 9 | 8% | 620 |
| Left the UK (HO / LA funded) | 8 | 7% | 452 |
| Detained / imprisoned | 5 | 4% | 309 |
| Accessed Asylum Support | 4 | 3% | 274 |
| Total | 119 | 100% | 566 |

Onward referral for those no longer eligible

| Referral | Count | Avg days on support |
|---|-----------|---------------------|
| Support accessed through friends / family | 13 | 415 |
| Mainstream benefits and housing services | 6 | 411 |
| Employment | 3 | 53 |
| NRM accommodation | 2 | 304 |
| Referred to borough where ordinary resident | 2 | 647 |
| Refuge accommodation (not LA funded) | 1 | 357 |
| Support accessed through VCS | 1 | 757 |
| Total | 28 | 394 |

Closure reason - all closures in Q1



Families with Children in Need

Local authorities uploading financial data:

78/89 subscribers

| | | |
|----------------------|-------------------|------------------|
| Barking and Dagenha | Barnet | Bedford |
| Bexley | Birmingham | Bradford |
| Brent | Brighton and Hove | Bristol |
| Bromley | Buckinghamshire | Camden |
| Coventry | Croydon | Derby |
| Dudley | Durham | Ealing |
| East Sussex | Edinburgh | Enfield |
| Essex | Gateshead | Glasgow |
| Gloucestershire | Greenwich | Hackney |
| Hammersmith and Fu | Hampshire | Haringey |
| Harrow | Havering | Hertfordshire |
| Hillingdon | Hounslow | Islington |
| Kensington and Chels | Kent | Kirklees |
| Lambeth | Lancashire | Leeds |
| Leicester | Lewisham | Liverpool |
| Luton | Manchester | Medway |
| Merton | Middlesbrough | Milton Keynes |
| Newham | Norfolk | Northamptonshire |
| Nottingham City | Nottinghamshire | Oxfordshire |
| Portsmouth | Reading | Redbridge |
| Salford | Sandwell | Sheffield |
| Southampton | Southend on Sea | Southwark |
| Stoke | Surrey | Sutton |
| Thurrock | Tower Hamlets | Walsall |
| Waltham Forest | Wandsworth | Warwickshire |
| West Sussex | Westminster | Wolverhampton |

Referrals and Supported Households

| | Q1 | Q2 | Q3 | Q4 |
|-------------------------------------|-----|----|----|----|
| New referrals | 937 | | | |
| New households taken on for support | 318 | | | |
| Supported households closed | 269 | | | |

Time on support

| | Q1 | Q2 | Q3 | Q4 |
|------------------------------------|-----|----|----|----|
| Average number of days on support | 537 | | | |
| Households supported for 1000 days | 332 | | | |
| 1000 day households as % of total | 17% | | | |

Support Costs

| | Q1 | Q2 | Q3 | Q4 |
|------------------------------------|-------|----|----|----|
| Supported households | 1900 | | | |
| Dependents of supported households | 3418 | | | |
| Person-related cost | £1.9M | | | |
| Property-related cost | £7.1M | | | |
| Total cost | £9.1M | | | |
| Average cost per household | £4.8K | | | |

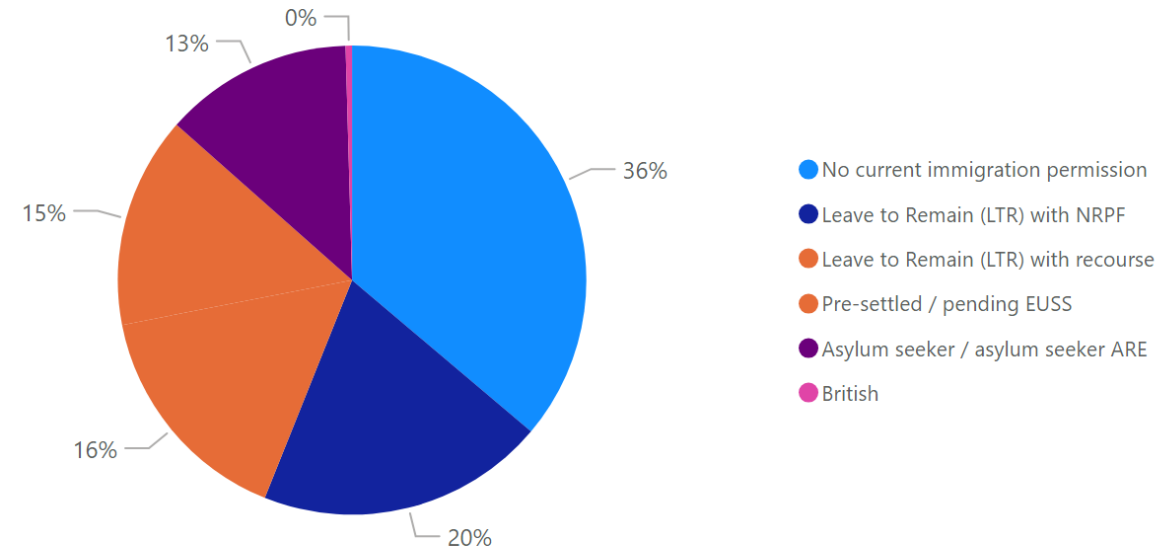
Immigration status - financially supported in Q1

| Immigration Status | Immigration Status Groups | Count | Percentage |
|---|---|-------------|----------------|
| Illegal entrant / Deception - claimed asylum | Asylum seeker / asylum seeker ARE | 68 | 3.58% |
| In Country Asylum Seeker | Asylum seeker / asylum seeker ARE | 22 | 1.16% |
| Overstayer / Breach - claimed asylum | Asylum seeker / asylum seeker ARE | 122 | 6.42% |
| Port Case | Asylum seeker / asylum seeker ARE | 23 | 1.21% |
| Awaiting first immigration check | Awaiting first immigration status check | 97 | 5.11% |
| British | British | 8 | 0.42% |
| Leave to Enter as visitor - NRPF | Leave to Remain (LTR) with NRPF | 29 | 1.53% |
| Limited leave with NRPF (10 year route) | Leave to Remain (LTR) with NRPF | 68 | 3.58% |
| Limited leave with NRPF (other) | Leave to Remain (LTR) with NRPF | 250 | 13.16% |
| Settled status ILR (EUSS) | Leave to Remain (LTR) with NRPF | 12 | 0.63% |
| DDV Concession | Leave to Remain (LTR) with recourse | 66 | 3.47% |
| Discretionary leave - trafficking | Leave to Remain (LTR) with recourse | 1 | 0.05% |
| Humanitarian Protection | Leave to Remain (LTR) with recourse | 1 | 0.05% |
| Indefinite Leave | Leave to Remain (LTR) with recourse | 16 | 0.84% |
| Limited leave with recourse to public funds (10 year route) | Leave to Remain (LTR) with recourse | 115 | 6.05% |
| Limited leave with recourse to public funds (following COC) | Leave to Remain (LTR) with recourse | 20 | 1.05% |
| Limited leave with recourse to public funds (other) | Leave to Remain (LTR) with recourse | 41 | 2.16% |
| Refugee Status | Leave to Remain (LTR) with recourse | 26 | 1.37% |
| EEA / family member (resident Dec 20)- unlawfully present | No current immigration permission | 28 | 1.47% |
| EEA derived right of residence (other) | No current immigration permission | 2 | 0.11% |
| EEA national - no record on HO systems | No current immigration permission | 1 | 0.05% |
| Illegal entrant / Deception - did not claim asylum | No current immigration permission | 28 | 1.47% |
| Overstayer / Breach - did not claim asylum | No current immigration permission | 511 | 26.89% |
| Status not confirmed | No current immigration permission | 82 | 4.32% |
| EUSS application submitted after 30 June 2021 | Pre-settled / pending EUSS | 19 | 1.00% |
| EUSS application submitted in time | Pre-settled / pending EUSS | 7 | 0.37% |
| EUSS application submitted out of time | Pre-settled / pending EUSS | 2 | 0.11% |
| EUSS application submitted pre-30 June 2021 | Pre-settled / pending EUSS | 10 | 0.53% |
| Pre-settled status LTR (EUSS) | Pre-settled / pending EUSS | 225 | 11.84% |
| Total | | 1900 | 100.00% |

Summary of immigration status - supported in Q1‡

| Immigration Status Groups | Count | Percentage |
|-------------------------------------|-------------|----------------|
| Asylum seeker / asylum seeker ARE | 235 | 13.03% |
| British | 8 | 0.44% |
| Leave to Remain (LTR) with NRPF | 359 | 19.91% |
| Leave to Remain (LTR) with recourse | 286 | 15.86% |
| No current immigration permission | 652 | 36.16% |
| Pre-settled / pending EUSS | 263 | 14.59% |
| Total | 1803 | 100.00% |

Summary of immigration status - supported in Q1‡



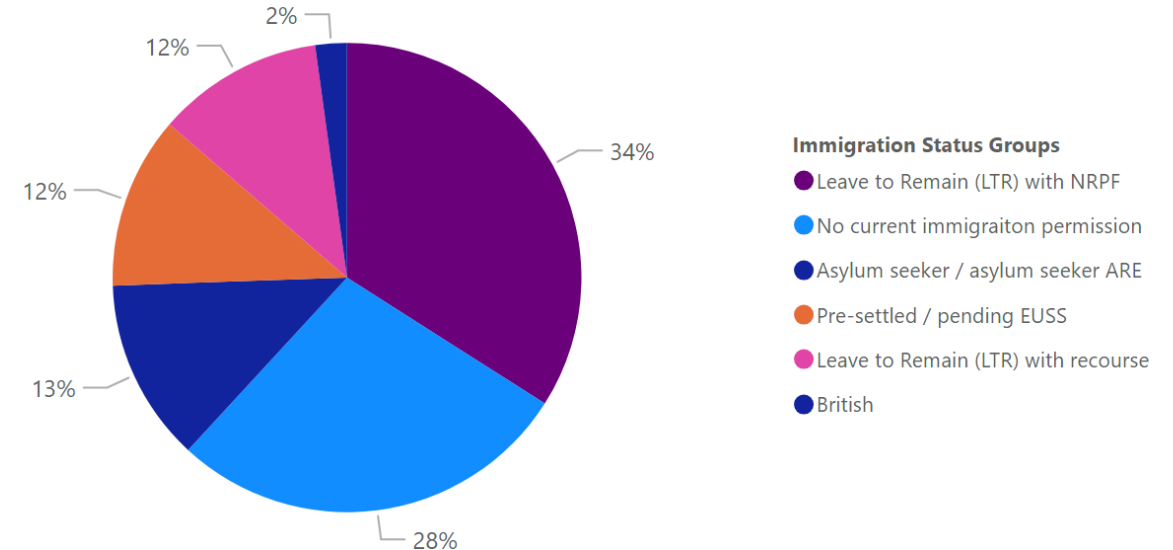
Immigration status - all referrals in Q1

| Immigration Status | Immigration Status Groups | Count | Percentage |
|---|---|------------|----------------|
| Illegal entrant / Deception - claimed asylum | Asylum seeker / asylum seeker ARE | 33 | 3.52% |
| In Country Asylum Seeker | Asylum seeker / asylum seeker ARE | 21 | 2.24% |
| Overstayer / Breach - claimed asylum | Asylum seeker / asylum seeker ARE | 35 | 3.74% |
| Port Case | Asylum seeker / asylum seeker ARE | 15 | 1.60% |
| Awaiting first immigration check | Awaiting first immigration status check | 111 | 11.85% |
| British | British | 18 | 1.92% |
| Leave to Enter as visitor - NRPF | Leave to Remain (LTR) with NRPF | 13 | 1.39% |
| Limited leave with NRPF (10 year route) | Leave to Remain (LTR) with NRPF | 42 | 4.48% |
| Limited leave with NRPF (other) | Leave to Remain (LTR) with NRPF | 214 | 22.84% |
| Settled status ILR (EUSS) | Leave to Remain (LTR) with NRPF | 12 | 1.28% |
| DDV Concession | Leave to Remain (LTR) with recourse | 21 | 2.24% |
| Discretionary leave - trafficking | Leave to Remain (LTR) with recourse | 1 | 0.11% |
| Discretionary Leave (DL) - other | Leave to Remain (LTR) with recourse | 2 | 0.21% |
| Indefinite Leave | Leave to Remain (LTR) with recourse | 19 | 2.03% |
| Limited leave with recourse to public funds (10 year route) | Leave to Remain (LTR) with recourse | 14 | 1.49% |
| Limited leave with recourse to public funds (following COC) | Leave to Remain (LTR) with recourse | 3 | 0.32% |
| Limited leave with recourse to public funds (other) | Leave to Remain (LTR) with recourse | 22 | 2.35% |
| Refugee Status | Leave to Remain (LTR) with recourse | 13 | 1.39% |
| EEA / family member (resident Dec 20)- unlawfully present | No current immigration permission | 1 | 0.11% |
| EEA derived right of residence (Zambrano) - documented | No current immigration permission | 1 | 0.11% |
| EEA national | No current immigration permission | 1 | 0.11% |
| Illegal entrant / Deception - did not claim asylum | No current immigration permission | 22 | 2.35% |
| Overstayer / Breach - did not claim asylum | No current immigration permission | 127 | 13.55% |
| Status not confirmed | No current immigration permission | 78 | 8.32% |
| EUSS application submitted after 30 June 2021 | Pre-settled / pending EUSS | 6 | 0.64% |
| EUSS application submitted in time | Pre-settled / pending EUSS | 12 | 1.28% |
| EUSS application submitted out of time | Pre-settled / pending EUSS | 4 | 0.43% |
| EUSS application submitted pre-30 June 2021 | Pre-settled / pending EUSS | 1 | 0.11% |
| EUSS family member permit | Pre-settled / pending EUSS | 3 | 0.32% |
| Pre-settled status LTR (EUSS) | Pre-settled / pending EUSS | 72 | 7.68% |
| Total | | 937 | 100.00% |

Immigration status - all referrals in Q1‡

| Immigration Status Groups | Count | Percentage |
|-------------------------------------|------------|----------------|
| Leave to Remain (LTR) with NRPF | 281 | 34.02% |
| No current immigration permission | 230 | 27.85% |
| Asylum seeker / asylum seeker ARE | 104 | 12.59% |
| Pre-settled / pending EUSS | 98 | 11.86% |
| Leave to Remain (LTR) with recourse | 95 | 11.50% |
| British | 18 | 2.18% |
| Total | 826 | 100.00% |

Immigration status - all referrals in Q1‡



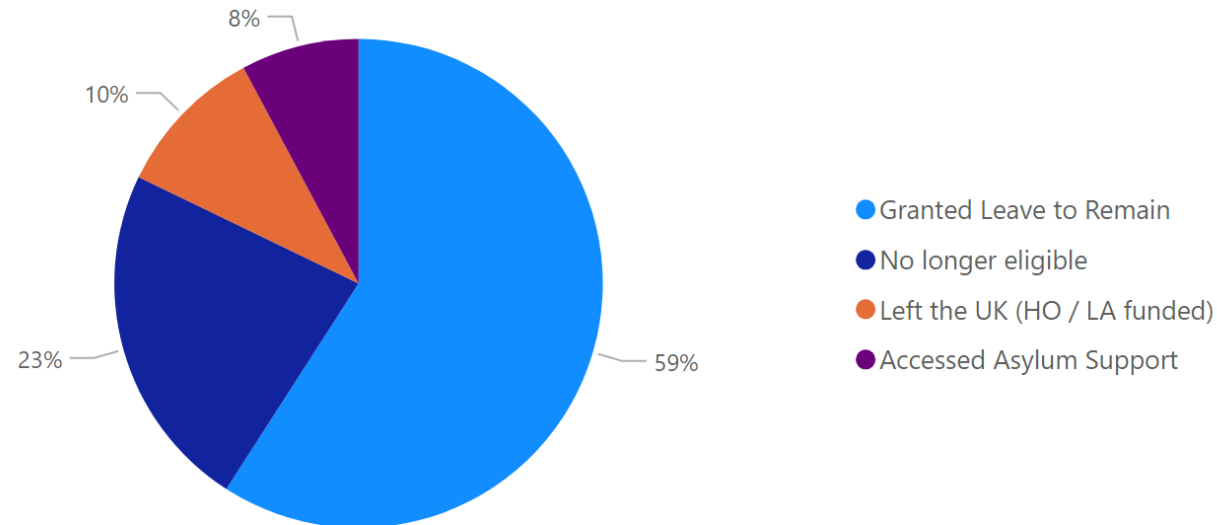
Closure reason - all closures in Q1

| Reason for closure | Count | Percentage | Avg days on support |
|------------------------------|------------|-------------|---------------------|
| Granted Leave to Remain | 159 | 59% | 474 |
| No longer eligible | 62 | 23% | 273 |
| Left the UK (HO / LA funded) | 27 | 10% | 240 |
| Accessed Asylum Support | 21 | 8% | 180 |
| Total | 269 | 100% | 381 |

Onward referral for those no longer eligible

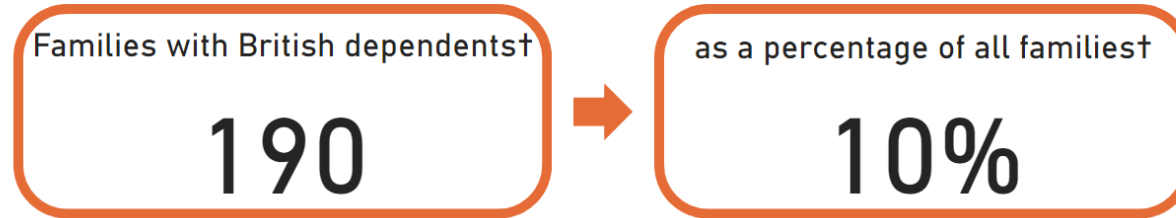
| Referral | Count | Avg days on support |
|---|-----------|---------------------|
| Support accessed through friends / family | 24 | 340 |
| Referred to borough where ordinary resident | 16 | 258 |
| Mainstream benefits and housing services | 14 | 266 |
| Employment | 6 | 126 |
| Refuge accommodation (not LA funded) | 2 | 69 |
| Total | 62 | 273 |

Closure reason - all closures in Q1

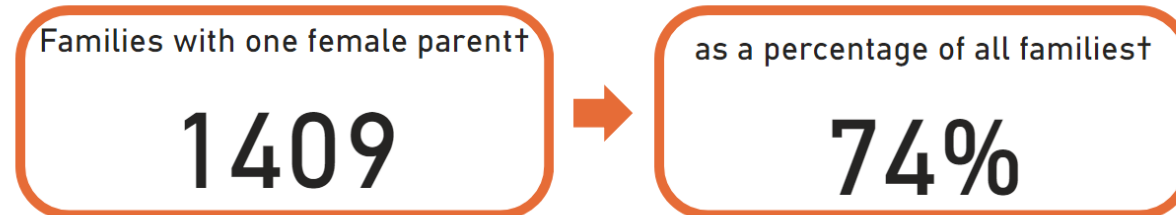
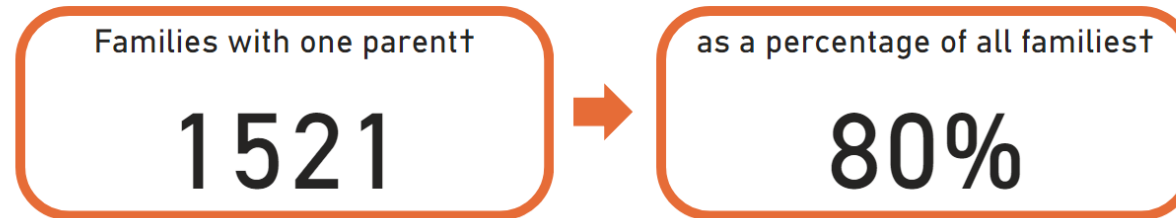


Following requests from our members, we have calculated the following figures:

Families with British Dependents



Single Parent Families



Looked after Children and Care Leavers

Local authorities uploading financial data:

37/89 subscribers

| | | |
|--------------------|-----------------|-------------------|
| Bedford | Birmingham | Brighton and Hove |
| Bristol | Bromley | Buckinghamshire |
| Croydon | Ealing | Gloucestershire |
| Hackney | Hampshire | Haringey |
| Havering | Hertfordshire | Hillingdon |
| Hounslow | Islington | Kent |
| Lambeth | Leicester | Lewisham |
| Milton Keynes | Newham | Norfolk |
| Northamptonshire | Nottingham City | Nottinghamshire |
| Oxfordshire | Portsmouth | Reading |
| Redbridge | Salford | Surrey |
| Telford and Wrekin | Tower Hamlets | Waltham Forest |
| West Sussex | | |

Referrals and Supported Households

| | Q1 | Q2 | Q3 | Q4 |
|--------------------------------|-----|----|----|----|
| New cases taken on for support | 33 | | | |
| New cases | 224 | | | |
| Cases closed | 167 | | | |

Open Cases

| | Q1 | Q2 | Q3 | Q4 |
|----------------------------|------|----|----|----|
| Open cases | 3166 | | | |
| Open cases under age of 18 | 565 | | | |
| Open cases aged 18-20 | 1450 | | | |
| Open cases aged 21-24 | 1151 | | | |

Support Costs

| | Q1 | Q2 | Q3 | Q4 |
|-----------------------------|--------|----|----|----|
| Financially supported cases | 974 | | | |
| Person-related cost | £890K | | | |
| Property-related cost | £5.22M | | | |
| Total cost | £6.11M | | | |
| Average cost per case | £6.28K | | | |

Immigration status - open cases in Q1

| Immigration Status | Immigration Status Groups | Count | Percentage |
|---|---|-------------|----------------|
| Awaiting first immigration check | Awaiting first immigration status check | 109 | 3.44% |
| British | British | 10 | 0.32% |
| Discretionary leave - trafficking | Leave to Remain (LTR) with recourse | 3 | 0.09% |
| Discretionary Leave (DL) - other | Leave to Remain (LTR) with recourse | 13 | 0.41% |
| EEA / family member (resident Dec 20)- unlawfully present | No current immigration permission | 3 | 0.09% |
| EEA national | No current immigration permission | 6 | 0.19% |
| EEA national - no record on HO systems | No current immigration permission | 5 | 0.16% |
| EUSS application submitted after 30 June 2021 | Pre-settled / pending EUSS | 2 | 0.06% |
| EUSS application submitted pre-30 June 2021 | Pre-settled / pending EUSS | 12 | 0.38% |
| Family member of EEA national | No current immigration permission | 4 | 0.13% |
| Humanitarian Protection | Leave to Remain (LTR) with recourse | 39 | 1.23% |
| Illegal entrant / Deception - claimed asylum | Asylum seeker / asylum seeker ARE | 1572 | 49.65% |
| Illegal entrant / Deception - did not claim asylum | No current immigration permission | 81 | 2.56% |
| In Country Asylum Seeker | Asylum seeker / asylum seeker ARE | 176 | 5.56% |
| Indefinite Leave | Leave to Remain (LTR) with recourse | 17 | 0.54% |
| Leave to Enter as visitor - NRPF | Leave to Remain (LTR) with NRPF | 4 | 0.13% |
| Limited leave with NRPF (10 year route) | Leave to Remain (LTR) with NRPF | 6 | 0.19% |
| Limited leave with NRPF (other) | Leave to Remain (LTR) with NRPF | 19 | 0.60% |
| Limited leave with recourse to public funds (10 year route) | Leave to Remain (LTR) with recourse | 8 | 0.25% |
| Limited leave with recourse to public funds (other) | Leave to Remain (LTR) with recourse | 75 | 2.37% |
| No record held by Home Office | No current immigration permission | 49 | 1.55% |
| Overstay / Breach - claimed asylum | Asylum seeker / asylum seeker ARE | 111 | 3.51% |
| Overstay / Breach - did not claim asylum | No current immigration permission | 27 | 0.85% |
| Port Case | Asylum seeker / asylum seeker ARE | 94 | 2.97% |
| Pre-settled status LTR (EUSS) | Pre-settled / pending EUSS | 13 | 0.41% |
| Refugee Status | Leave to Remain (LTR) with recourse | 501 | 15.82% |
| Settled status ILR (EUSS) | Leave to Remain (LTR) with NRPF | 4 | 0.13% |
| Status not confirmed | No current immigration permission | 171 | 5.40% |
| UASC leave | Leave to Remain (LTR) with recourse | 32 | 1.01% |
| Total | | 3166 | 100.00% |

Summary of immigration status - open cases in Q1‡

| Immigration Status Groups | Count | Percentage |
|-------------------------------------|-------------|----------------|
| Asylum seeker / asylum seeker ARE | 1953 | 63.89% |
| Leave to Remain (LTR) with recourse | 688 | 22.51% |
| No current immigration permission | 346 | 11.32% |
| Leave to Remain (LTR) with NRPF | 33 | 1.08% |
| Pre-settled / pending EUSS | 27 | 0.88% |
| British | 10 | 0.33% |
| Total | 3057 | 100.00% |

Summary of immigration status - open cases in Q1‡

