



# NRPF Connect Data Report Q1 2025/26

West Midlands

## What is the NRPF Connect data report Q1 2025/26?

This data report collates and analyses the data recorded by councils in the West Midlands region using NRPF Connect in the first quarter of the 2025/26 financial year. It provides a summary of referrals made and the support provided by social care services for people with no recourse to public funds (NRPF). The data is used to inform policy recommendations.

## What is NRPF Connect?

NRPF Connect is the national database and case management tool for councils to record details of households with NRPF that are being provided with accommodation and/or financial support by social services, hosted by the NRPF Network.

## What support is recorded on NRPF Connect?

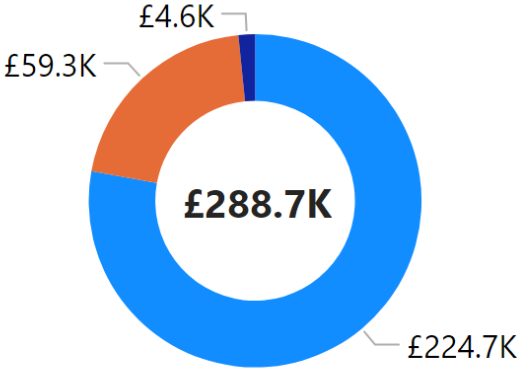
Councils can provide accommodation and financial support to people who are excluded from claiming benefits and mainstream housing assistance when statutory duties are engaged under social care legislation. Local authorities across the UK record the social care services they provide to families, adults with care needs, and care leavers with no recourse to public funds (NRPF). You can read more about NRPF support on the [NRPF Network website](#).

## Notes on the data

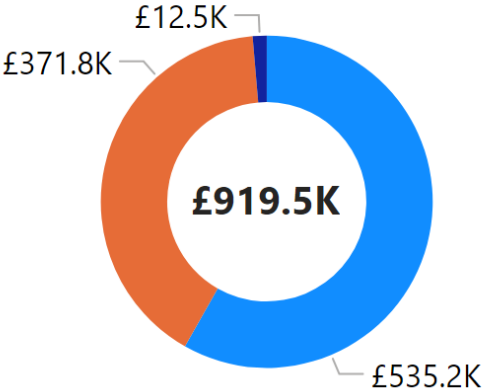
- “Adults” refers to adults with care needs provided with support under S18(1) Care Act 2014, S19(1) Care Act 2014, S12 Social Work (Scotland) Act 1968, P7 Housing Act 1996, S1 Localism Act 2011, or S117 Mental Health Act 1983.
- “Families” refers to families with a child in need with support under S17 Children Act 1989 or S22 Children (Scotland) Act 1995.
- “Children and care leavers” refers to looked after children and young people leaving care supported under Children (Leaving Care) Act 2000, S20 Children Act 1989, S25 Children (Scotland) Act 1995, or S29 & S30 Children (Scotland) Act 1995.
- “Support costs” relate to accommodation and financial support (subsistence) costs only, and do not include staffing or other costs incurred by councils delivering support to NRPF households.
- Data was last downloaded from NRPF Connect on 13/10/2025

## Key

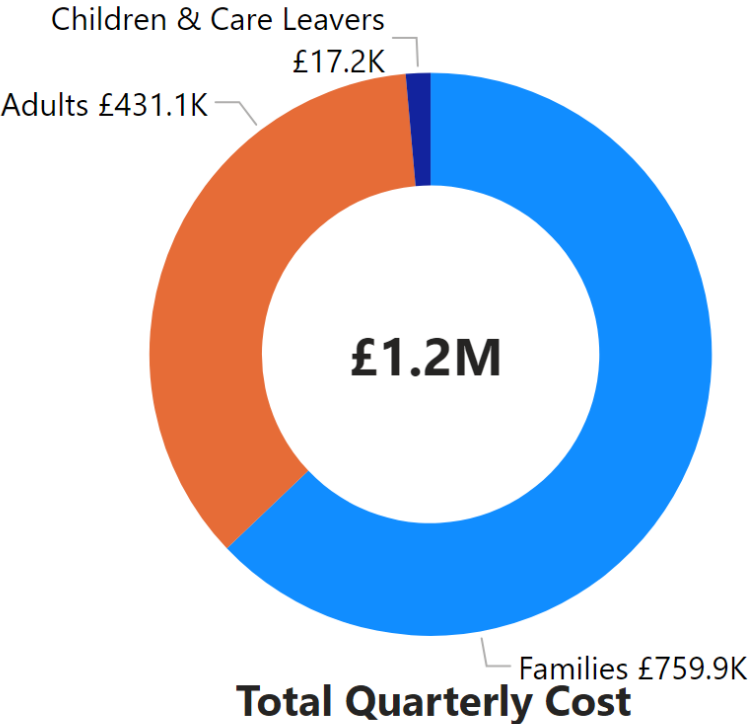
\* - Those awaiting a first immigration check have been removed from the summary



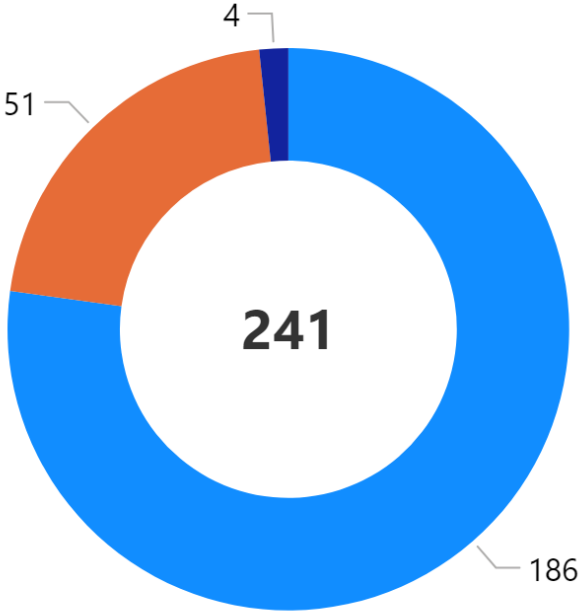
Person Related Costs



Property Related Costs



Total Quarterly Cost



Supported Households

- Families
- Children & Care Leavers
- Adults

10 local authority subscribers

# Adults with care and support needs

Local authorities uploading financial data:

5 /10 subscribers

Birmingham

Coventry

Stoke

Walsall

Wolverhampton

## Referrals and Supported Households

	Q1	Q2	Q3	Q4
New referrals	120			
New households taken on for support	(Blank)			
Supported households closed	15			

## Time on support

	Q1	Q2	Q3	Q4
Average number of days on support	1K			
Households supported for 1000 days	20			
1000 day households as % of total	39%			

## Support Costs

	Q1	Q2	Q3	Q4
Supported households	51			
Dependents of supported households	4			
Person-related cost	£59.3K			
Property-related cost	£371.8K			
Total quarterly cost	£431.1K			
Average quarterly cost per household	£8.5K			

# Immigration Status of Supported Households - Adults with care and support needs

West Midlands  
Data Report - Q1 FY 2025/26

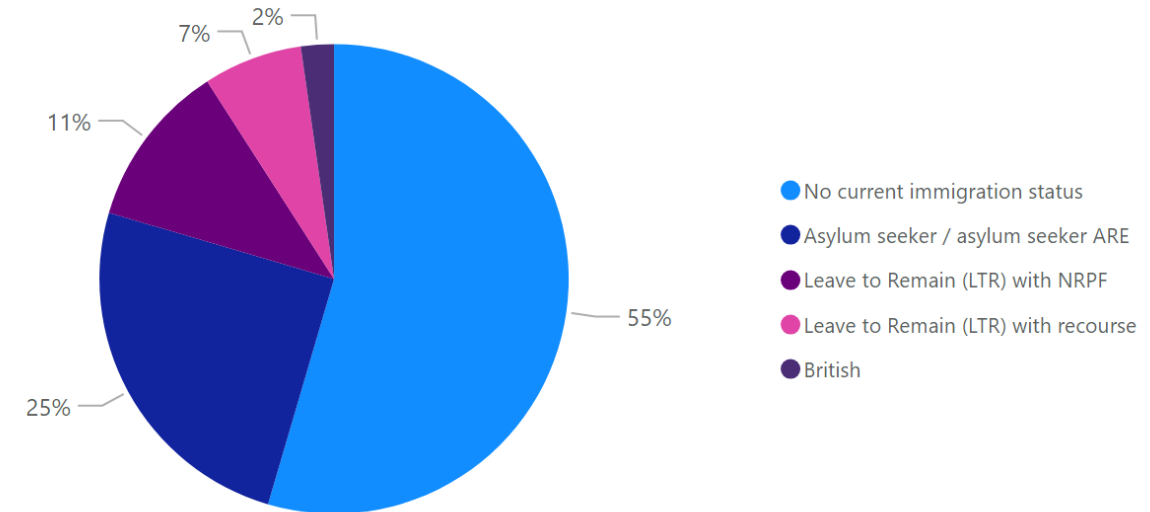
## Immigration status - financially supported in Q1

Immigration Status	Immigration Status Group	Count	Percentage
Illegal entrant / Deception - claimed asylum	Asylum seeker / asylum seeker ARE	3	5.88%
Overstayer / Breach - claimed asylum	Asylum seeker / asylum seeker ARE	8	15.69%
Awaiting first immigration check	Awaiting first immigration check	7	13.73%
British	British	1	1.96%
Leave to Enter as visitor - NRPF	Leave to Remain (LTR) with NRPF	1	1.96%
Limited leave with NRPF (other)	Leave to Remain (LTR) with NRPF	4	7.84%
Limited leave with recourse to public funds (other)	Leave to Remain (LTR) with recourse	2	3.92%
Refugee Status	Leave to Remain (LTR) with recourse	1	1.96%
EEA / family member (resident Dec 20)- unlawfully present	No current immigration status	1	1.96%
EEA national - no record on HO systems	No current immigration status	1	1.96%
Illegal entrant / Deception - did not claim asylum	No current immigration status	2	3.92%
Overstayer / Breach - did not claim asylum	No current immigration status	14	27.45%
Status not confirmed	No current immigration status	6	11.76%
<b>Total</b>		<b>51</b>	<b>100.00%</b>

## Summary of immigration status - supported in Q1‡

Immigration Status Group	Count	Percentage
No current immigration status	24	55%
Asylum seeker / asylum seeker ARE	11	25%
Leave to Remain (LTR) with NRPF	5	11%
Leave to Remain (LTR) with recourse	3	7%
British	1	2%
<b>Total</b>	<b>44</b>	<b>100%</b>

## Summary of immigration status - supported in Q1‡



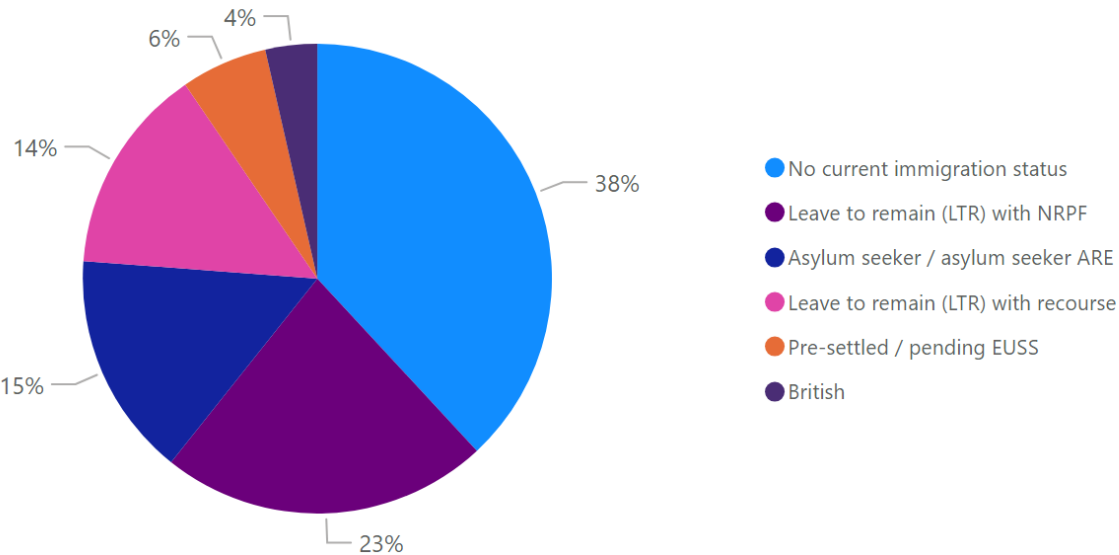
Immigration status - all referrals in Q1

Immigration Status	Immigration Status Groups	Count	Percentage
Illegal entrant / Deception - claimed asylum	Asylum seeker / asylum seeker ARE	4	3.33%
In Country Asylum Seeker	Asylum seeker / asylum seeker ARE	2	1.67%
Overstayer / Breach - claimed asylum	Asylum seeker / asylum seeker ARE	5	4.17%
Port Case	Asylum seeker / asylum seeker ARE	2	1.67%
Awaiting first immigration check	Awaiting first immigration check	36	30.00%
British	British	3	2.50%
Hong Kong BN(O) Visa	Leave to remain (LTR) with NRPF	1	0.83%
Leave to Enter as visitor - NRPF	Leave to remain (LTR) with NRPF	4	3.33%
Limited leave with NRPF (other)	Leave to remain (LTR) with NRPF	14	11.67%
Indefinite Leave	Leave to remain (LTR) with recourse	2	1.67%
Limited leave with recourse to public funds (other)	Leave to remain (LTR) with recourse	6	5.00%
Refugee Status	Leave to remain (LTR) with recourse	3	2.50%
Settled status ILR (EUSS)	Leave to remain (LTR) with recourse	1	0.83%
Overstayer / Breach - did not claim asylum	No current immigration status	3	2.50%
Status not confirmed	No current immigration status	29	24.17%
EUSS application submitted in time	Pre-settled / pending EUSS	1	0.83%
Pre-settled status LTR (EUSS)	Pre-settled / pending EUSS	4	3.33%
<b>Total</b>		<b>120</b>	<b>100.00%</b>

Immigration status - all referrals in Q1‡

Immigration Status Groups	Count	Percentage
No current immigration status	32	38%
Leave to remain (LTR) with NRPF	19	23%
Asylum seeker / asylum seeker ARE	13	15%
Leave to remain (LTR) with recourse	12	14%
Pre-settled / pending EUSS	5	6%
British	3	4%
<b>Total</b>	<b>84</b>	<b>100%</b>

Immigration status - all referrals in Q1‡



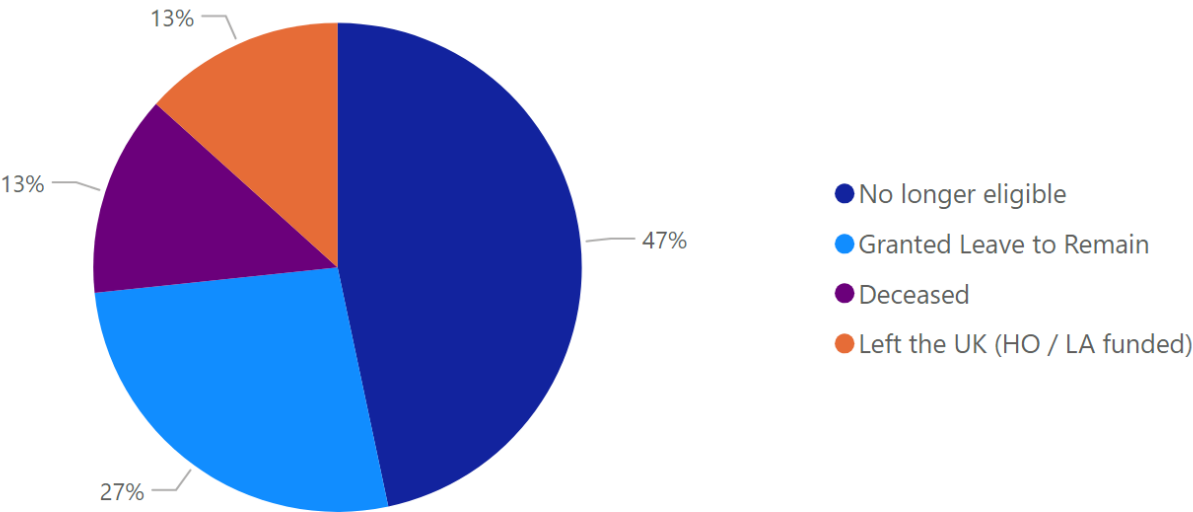
Closure reason - all closures in Q1

Reason for closure	Count	Percentage	Avg days on support
No longer eligible	7	47%	797
Granted Leave to Remain	4	27%	1244
Deceased	2	13%	1741
Left the UK (HO / LA funded)	2	13%	1189
<b>Total</b>	<b>15</b>	<b>100%</b>	<b>1094</b>

Onward referral for those no longer eligible

Referral	Count	Avg days on support
Referred to borough where ordinary resident	4	583
Mainstream benefits and housing services	3	1083
<b>Total</b>	<b>7</b>	<b>797</b>

Closure reason - all closures in Q1





# Families with Children in Need

Local authorities uploading financial data:

9 /10 subscribers

Birmingham	Coventry	Dudley	Sandwell
Stoke	Telford and Wrekin	Walsall	Warwickshire
Wolverhampton			

Referrals and Supported Households

	Q1	Q2	Q3	Q4
New referrals	96			
New households taken on for support	25			
Supported households closed	32			

Time on support

	Q1	Q2	Q3	Q4
Average number of days on support	519			
Households supported for 1000 days	32			
1000 day households as % of total	17%			

Support Costs

	Q1	Q2	Q3	Q4
Supported households	186			
Dependents of supported households	344			
Person-related cost	£224.7K			
Property-related cost	£535.2K			
Total quarterly cost	£759.9K			
Average quarterly cost per household	£4.1K			

# Immigration Status of Supported Households - Families

West Midlands  
Data Report - Q1 FY 2025/26

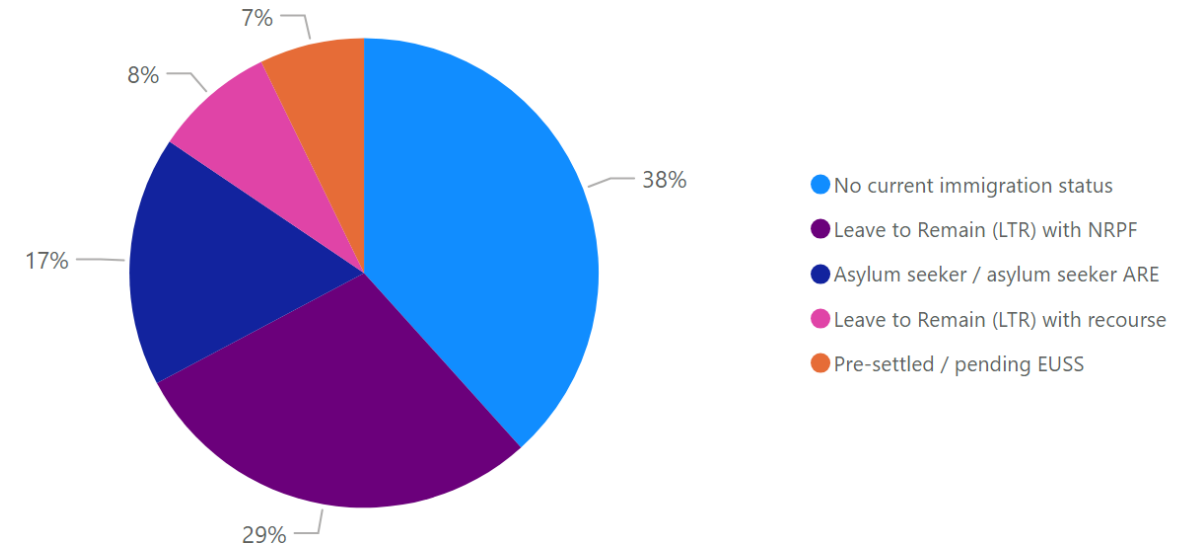
## Immigration status - financially supported in Q1

Immigration Status	Immigration Status Group	Count	Percentage
Illegal entrant / Deception - claimed asylum	Asylum seeker / asylum seeker ARE	7	3.76%
In Country Asylum Seeker	Asylum seeker / asylum seeker ARE	3	1.61%
Overstayer / Breach - claimed asylum	Asylum seeker / asylum seeker ARE	19	10.22%
Port Case	Asylum seeker / asylum seeker ARE	2	1.08%
Awaiting first immigration check	Awaiting first immigration check	6	3.23%
Leave to Enter as visitor - NRPF	Leave to Remain (LTR) with NRPF	1	0.54%
Limited leave with NRPF (10 year route)	Leave to Remain (LTR) with NRPF	3	1.61%
Limited leave with NRPF (other)	Leave to Remain (LTR) with NRPF	48	25.81%
DDV Concession	Leave to Remain (LTR) with recourse	2	1.08%
Indefinite Leave	Leave to Remain (LTR) with recourse	1	0.54%
Limited leave with recourse to public funds (10 year route)	Leave to Remain (LTR) with recourse	1	0.54%
Limited leave with recourse to public funds (following COC)	Leave to Remain (LTR) with recourse	1	0.54%
Limited leave with recourse to public funds (other)	Leave to Remain (LTR) with recourse	8	4.30%
Refugee Status	Leave to Remain (LTR) with recourse	1	0.54%
Settled status ILR (EUSS)	Leave to Remain (LTR) with recourse	1	0.54%
Illegal entrant / Deception - did not claim asylum	No current immigration status	4	2.15%
Overstayer / Breach - did not claim asylum	No current immigration status	53	28.49%
Status not confirmed	No current immigration status	12	6.45%
EUSS application submitted in time	Pre-settled / pending EUSS	2	1.08%
Pre-settled status LTR (EUSS)	Pre-settled / pending EUSS	11	5.91%
<b>Total</b>		<b>186</b>	<b>100.00%</b>

## Summary of immigration status - supported in Q1‡

Immigration Status Group	Count	Percentage
No current immigration status	69	38%
Leave to Remain (LTR) with NRPF	52	29%
Asylum seeker / asylum seeker ARE	31	17%
Leave to Remain (LTR) with recourse	15	8%
Pre-settled / pending EUSS	13	7%
<b>Total</b>	<b>180</b>	<b>100%</b>

## Summary of immigration status - supported in Q1‡



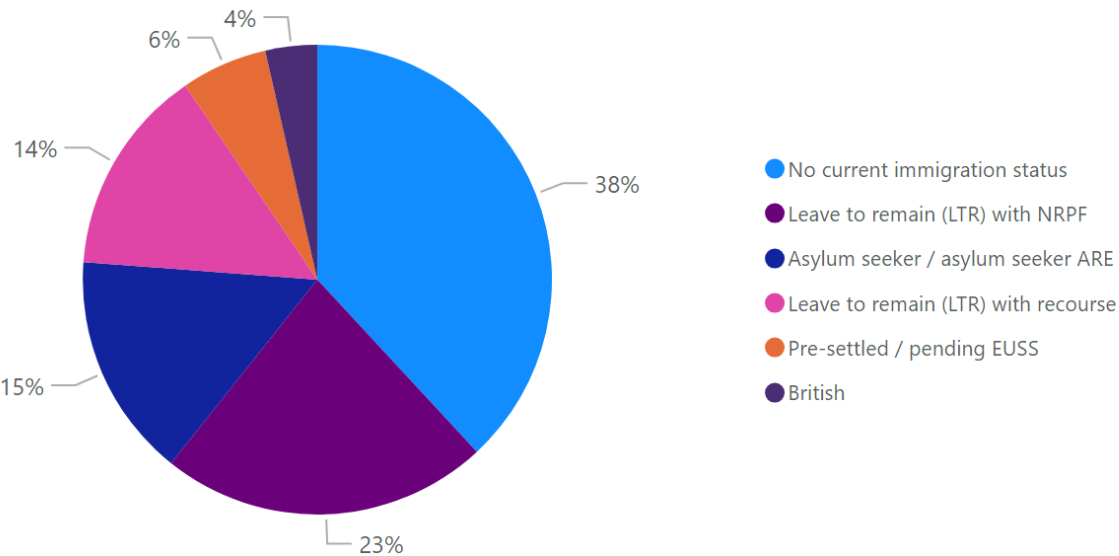
Immigration status - all referrals in Q1

Immigration Status	Immigration Status Group	Count	Percentage
Illegal entrant / Deception - claimed asylum	Asylum seeker / asylum seeker ARE	4	3.33%
In Country Asylum Seeker	Asylum seeker / asylum seeker ARE	2	1.67%
Overstayer / Breach - claimed asylum	Asylum seeker / asylum seeker ARE	5	4.17%
Port Case	Asylum seeker / asylum seeker ARE	2	1.67%
Awaiting first immigration check	Awaiting first immigration check	36	30.00%
British	British	3	2.50%
Hong Kong BN(O) Visa	Leave to remain (LTR) with NRPF	1	0.83%
Leave to Enter as visitor - NRPF	Leave to remain (LTR) with NRPF	4	3.33%
Limited leave with NRPF (other)	Leave to remain (LTR) with NRPF	14	11.67%
Indefinite Leave	Leave to remain (LTR) with recourse	2	1.67%
Limited leave with recourse to public funds (other)	Leave to remain (LTR) with recourse	6	5.00%
Refugee Status	Leave to remain (LTR) with recourse	3	2.50%
Settled status ILR (EUSS)	Leave to remain (LTR) with recourse	1	0.83%
Overstayer / Breach - did not claim asylum	No current immigration status	3	2.50%
Status not confirmed	No current immigration status	29	24.17%
EUSS application submitted in time	Pre-settled / pending EUSS	1	0.83%
Pre-settled status LTR (EUSS)	Pre-settled / pending EUSS	4	3.33%
<b>Total</b>		<b>120</b>	<b>100.00%</b>

Immigration status - all referrals in Q1‡

Immigration Status Group	Count	Percentage
Asylum seeker / asylum seeker ARE	13	15%
British	3	4%
Leave to remain (LTR) with NRPF	19	23%
Leave to remain (LTR) with recourse	12	14%
No current immigration status	32	38%
Pre-settled / pending EUSS	5	6%
<b>Total</b>	<b>84</b>	<b>100%</b>

Immigration status - all referrals in Q1‡



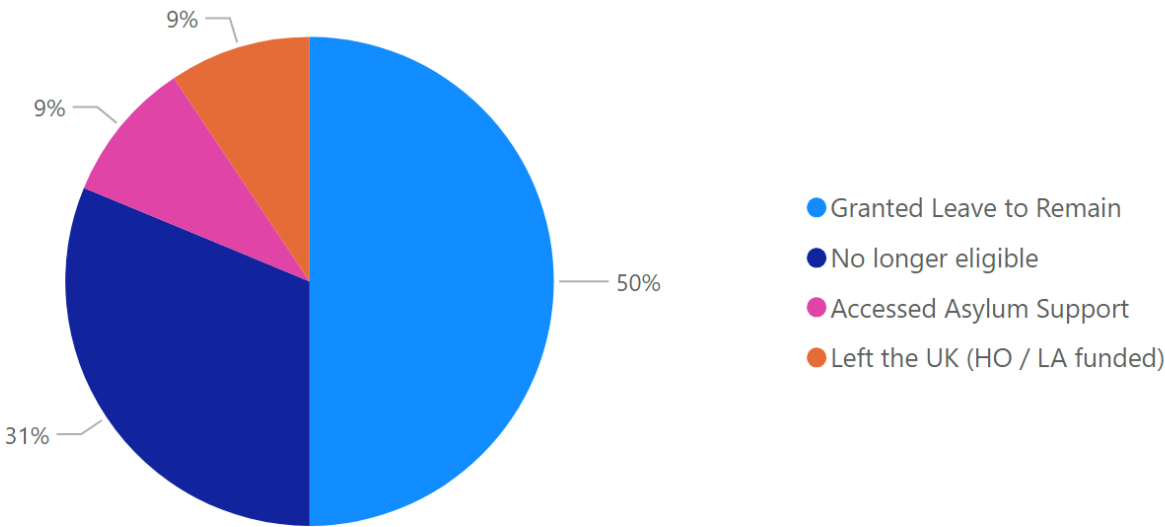
Closure reason - all closures in Q1

Reason for closure	Count	Percentage	Avg days on support
Granted Leave to Remain	16	50%	242
No longer eligible	10	31%	186
Accessed Asylum Support	3	9%	112
Left the UK (HO / LA funded)	3	9%	444
<b>Total</b>	<b>32</b>	<b>100%</b>	<b>231</b>

Onward referral for those no longer eligible

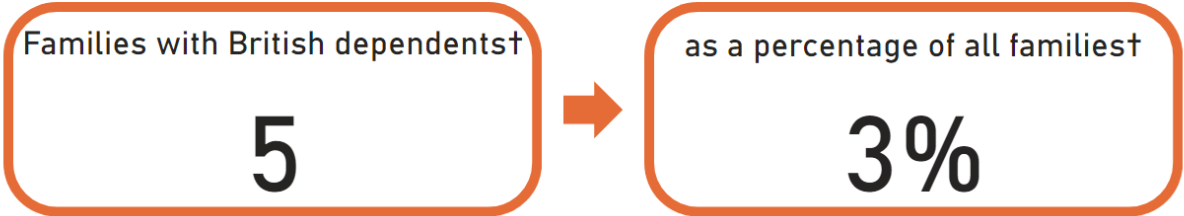
Referral	Count	Avg days on support
Employment	6	141
Support accessed through friends / family	3	305
Mainstream benefits and housing services	1	99
<b>Total</b>	<b>10</b>	<b>186</b>

Closure reason - all closures in Q1

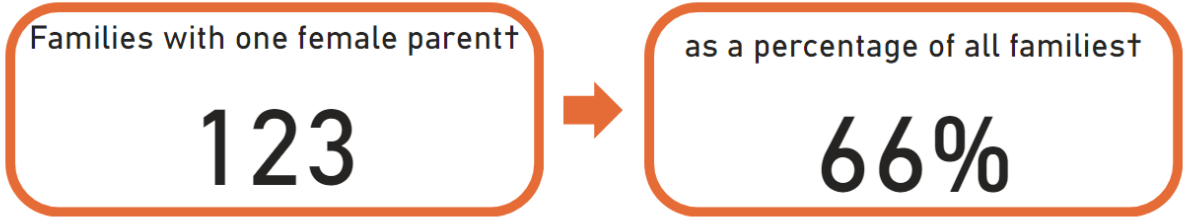
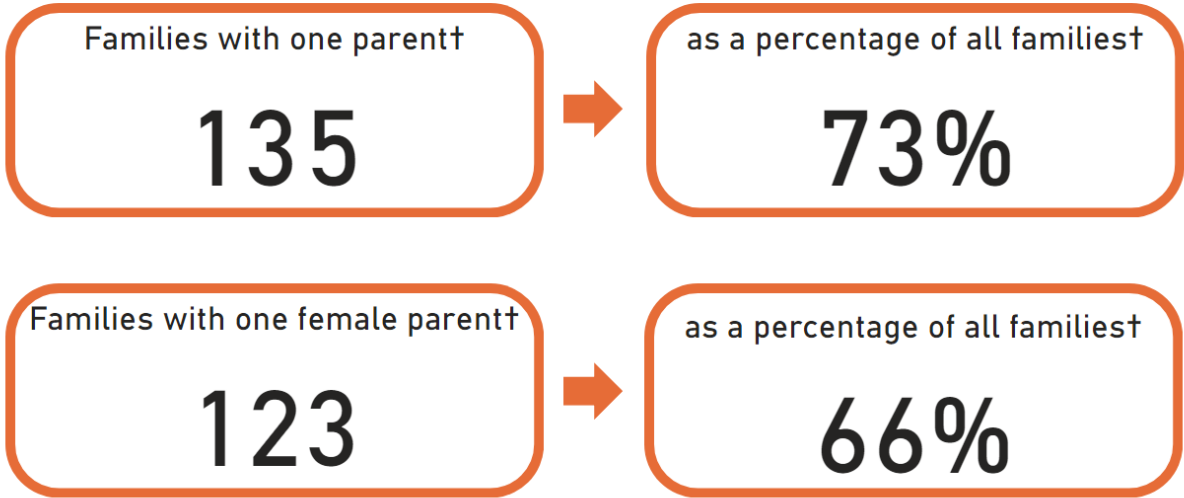


Following requests from our members, we have calculated the following figures:

## Families with British Dependents



## Single Parent Families



# Looked after Children and Care Leavers

Local authorities uploading financial data:

3 /10 subscribers

Birmingham

Telford and Wrekin

Walsall

## Referrals and Supported Households

	Q1	Q2	Q3	Q4
New cases taken on for support	(Blank)			
New cases	15			
Cases closed	3			

## Open Cases

	Q1	Q2	Q3	Q4
Open cases	71			
Open cases under age of 18	4			
Open cases aged 18-20	16			
Open cases aged 21-24	51			

## Support Costs

	Q1	Q2	Q3	Q4
Financially supported cases	4			
Person-related cost	£5K			
Property-related cost	£12.51K			
Total cost	£17.16K			
Average cost per case	£4.29K			



Immigration status - open cases in Q1

Immigration Status	Immigration Status Group	Count	Percentage
Illegal entrant / Deception - claimed asylum	Asylum seeker / asylum seeker ARE	36	50.70%
In Country Asylum Seeker	Asylum seeker / asylum seeker ARE	1	1.41%
Overstayer / Breach - claimed asylum	Asylum seeker / asylum seeker ARE	6	8.45%
Port Case	Asylum seeker / asylum seeker ARE	1	1.41%
Awaiting first immigration check	Awaiting first immigration check	2	2.82%
Limited leave with NRPF (other)	Leave to remain (LTR) with NRPF	2	2.82%
Indefinite Leave	Leave to remain (LTR) with recourse	1	1.41%
Limited leave with recourse to public funds (other)	Leave to remain (LTR) with recourse	1	1.41%
Refugee Status	Leave to remain (LTR) with recourse	3	4.23%
UASC leave	Leave to remain (LTR) with recourse	3	4.23%
EEA national	No current immigration status	1	1.41%
EEA national - no record on HO systems	No current immigration status	1	1.41%
Illegal entrant / Deception - did not claim asylum	No current immigration status	1	1.41%
No record held by Home Office	No current immigration status	4	5.63%
Overstayer / Breach - did not claim asylum	No current immigration status	1	1.41%
Status not confirmed	No current immigration status	6	8.45%
Pre-settled status LTR (EUSS)	Pre-settled / pending EUSS	1	1.41%
<b>Total</b>		<b>71</b>	<b>100.00%</b>

Summary of immigration status - open cases in Q1‡

Immigration Status Group	Count	Percentage
Asylum seeker / asylum seeker ARE	44	64%
Leave to remain (LTR) with NRPF	2	3%
Leave to remain (LTR) with recourse	8	12%
No current immigration status	14	20%
Pre-settled / pending EUSS	1	1%
<b>Total</b>	<b>69</b>	<b>100%</b>

Summary of immigration status - open cases in Q1‡

