



NRPF Connect Data Report Q1 2025/26

South West

What is the NRPF Connect data report Q1 2025/26?

This data report collates and analyses the data recorded by councils in the South West region using NRPF Connect in the first quarter of the 2025/26 financial year. It provides a summary of referrals made and the support provided by social care services for people with no recourse to public funds (NRPF). The data is used to inform policy recommendations.

What is NRPF Connect?

NRPF Connect is the national database and case management tool for councils to record details of households with NRPF that are being provided with accommodation and/or financial support by social services, hosted by the NRPF Network.

What support is recorded on NRPF Connect?

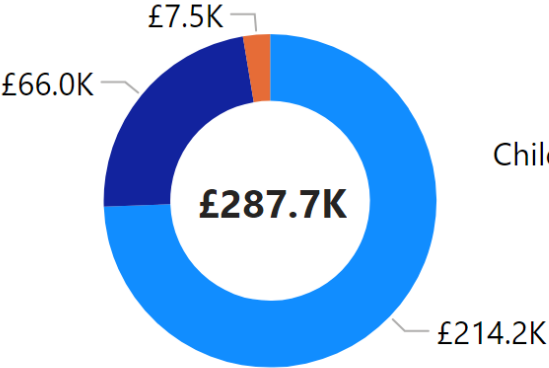
Councils can provide accommodation and financial support to people who are excluded from claiming benefits and mainstream housing assistance when statutory duties are engaged under social care legislation. Local authorities across the UK record the social care services they provide to families, adults with care needs, and care leavers with no recourse to public funds (NRPF). You can read more about NRPF support on the [NRPF Network website](#).

Notes on the data

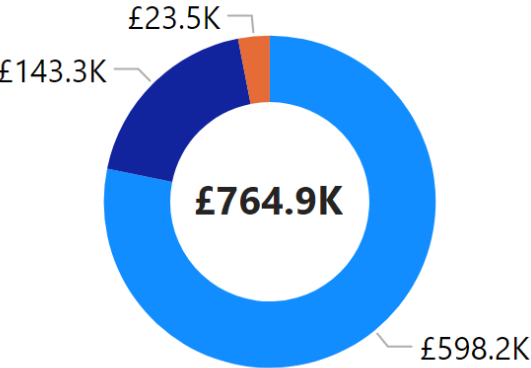
- “Adults” refers to adults with care needs provided with support under S18(1) Care Act 2014, S19(1) Care Act 2014, S12 Social Work (Scotland) Act 1968, P7 Housing Act 1996, S1 Localism Act 2011, or S117 Mental Health Act 1983.
- “Families” refers to families with a child in need with support under S17 Children Act 1989 or S22 Children (Scotland) Act 1995.
- “Children and care leavers” refers to looked after children and young people leaving care supported under Children (Leaving Care) Act 2000, S20 Children Act 1989, S25 Children (Scotland) Act 1995, or S29 & S30 Children (Scotland) Act 1995.
- “Support costs” relate to accommodation and financial support (subsistence) costs only, and do not include staffing or other costs incurred by councils delivering support to NRPF households.
- Data was last downloaded from NRPF Connect on 13/10/2025

Key

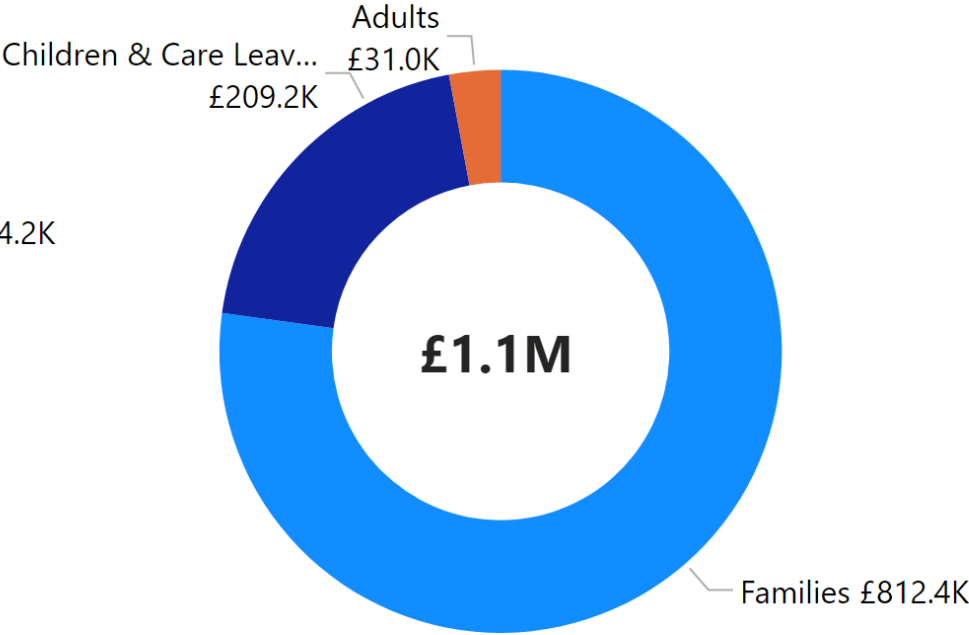
† - Those awaiting a first immigration check have been removed from the summary



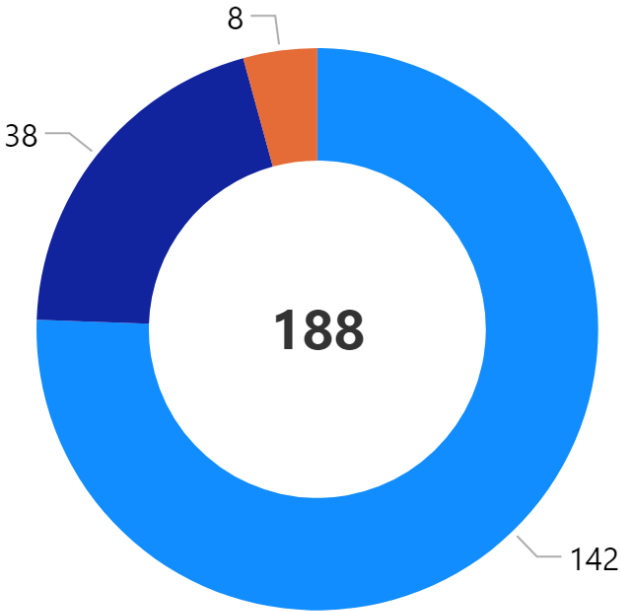
Person Related Costs



Property Related Costs



Total Quarterly Cost



Supported Households

- Families
- Children & Care Leavers
- Adults

5 local authority subscribers

Adults with care and support needs

Local authorities uploading financial data:

1 / 5 subscribers

Bristol

Referrals and Supported Households

	Q1	Q2	Q3	Q4
New referrals	5			
New households taken on for support	(Blank)			
Supported households closed	(Blank)			

Time on support

	Q1	Q2	Q3	Q4
Average number of days on support	1K			
Households supported for 1000 days	5			
1000 day households as % of total	63%			

Support Costs

	Q1	Q2	Q3	Q4
Supported households	8			
Dependents of supported households	4			
Person-related cost	£7.5K			
Property-related cost	£23.5K			
Total quarterly cost	£31.0K			
Average quarterly cost per household	£3.9K			

Immigration Status of Supported Households - Adults with care and support needs

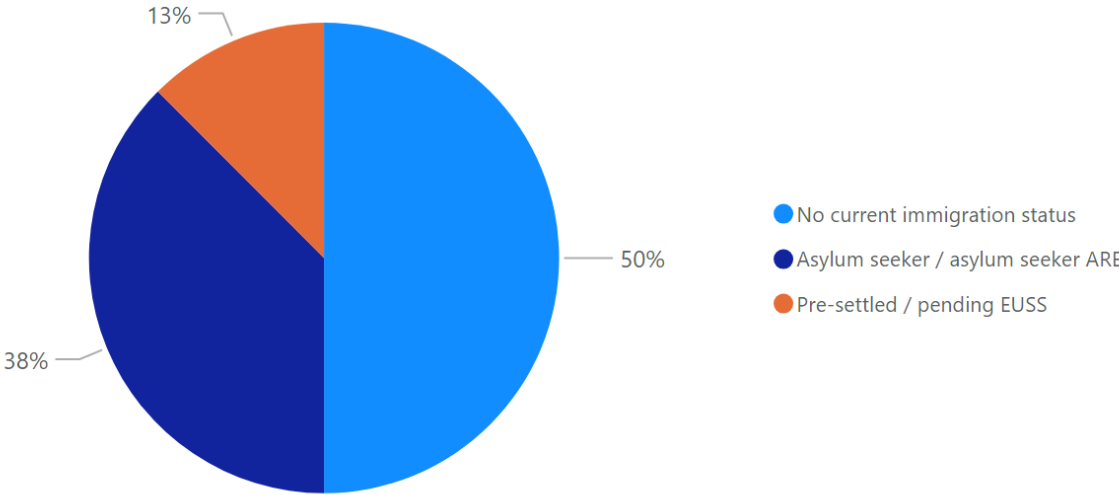
Immigration status - financially supported in Q1

Immigration Status	Immigration Status Group	Count	Percentage
Illegal entrant / Deception - claimed asylum	Asylum seeker / asylum seeker ARE	2	25.00%
Overstayer / Breach - claimed asylum	Asylum seeker / asylum seeker ARE	1	12.50%
Overstayer / Breach - did not claim asylum	No current immigration status	4	50.00%
Pre-settled status LTR (EUSS)	Pre-settled / pending EUSS	1	12.50%
Total		8	100.00%

Summary of immigration status - supported in Q1‡

Immigration Status Group	Count	Percentage
No current immigration status	4	50%
Asylum seeker / asylum seeker ARE	3	38%
Pre-settled / pending EUSS	1	13%
Total	8	100%

Summary of immigration status - supported in Q1‡



Immigration Status of Referred Households - Adults with care and support needs

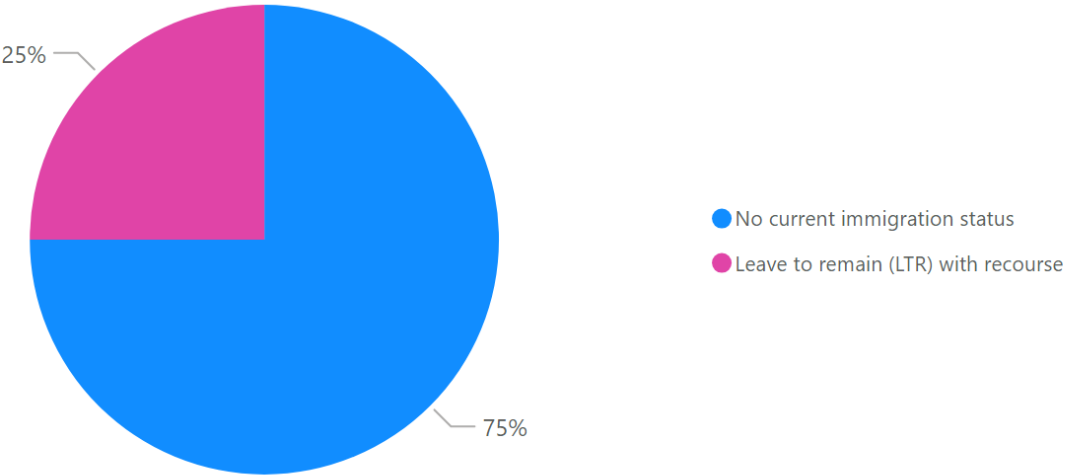
Immigration status - all referrals in Q1

Immigration Status	Immigration Status Groups	Count	Percentage
Awaiting first immigration check	Awaiting first immigration check	1	20.00%
Indefinite Leave	Leave to remain (LTR) with recourse	1	20.00%
Status not confirmed	No current immigration status	3	60.00%
Total		5	100.00%

Immigration status - all referrals in Q1‡

Immigration Status Groups	Count	Percentage
No current immigration status	3	75%
Leave to remain (LTR) with recourse	1	25%
Total	4	100%

Immigration status - all referrals in Q1‡



Case Closure Reasons - Adults with care and support needs

Closure reason - all closures in Q1

Reason for closure	Count	Percentage	Avg days on support
--------------------	-------	------------	---------------------

Onward referral for those no longer eligible

Referral	Count	Avg days on support
----------	-------	---------------------

Closure reason - all closures in Q1

Families with Children in Need

Local authorities uploading financial data:

3 / 5 subscribers

Bristol Gloucestershire South Gloucestershire

Referrals and Supported Households

	Q1	Q2	Q3	Q4
New referrals	72			
New households taken on for support	45			
Supported households closed	20			

Time on support

	Q1	Q2	Q3	Q4
Average number of days on support	318			
Households supported for 1000 days	6			
1000 day households as % of total	4%			

Support Costs

	Q1	Q2	Q3	Q4
Supported households	142			
Dependents of supported households	392			
Person-related cost	£214.2K			
Property-related cost	£598.2K			
Total quarterly cost	£812.4K			
Average quarterly cost per household	£5.7K			

Immigration Status of Supported Households - Families

South West
Data Report - Q1 FY 2025/26

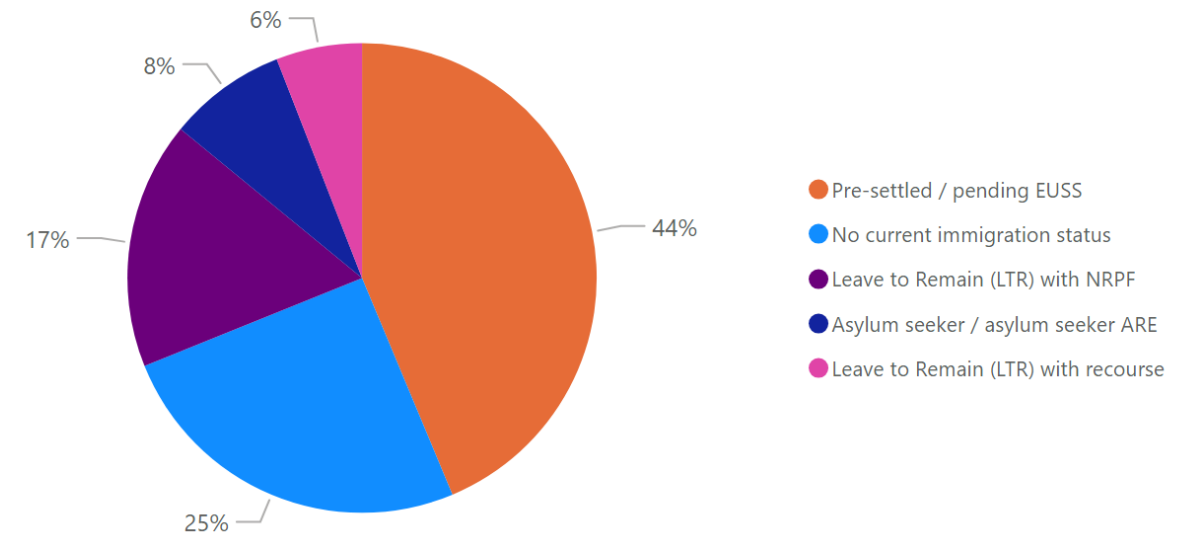
Immigration status - financially supported in Q1

Immigration Status	Immigration Status Group	Count	Percentage
Illegal entrant / Deception - claimed asylum	Asylum seeker / asylum seeker ARE	2	1.41%
Overstayer / Breach - claimed asylum	Asylum seeker / asylum seeker ARE	9	6.34%
Awaiting first immigration check	Awaiting first immigration check	7	4.93%
Leave to Enter as visitor - NRPF	Leave to Remain (LTR) with NRPF	2	1.41%
Limited leave with NRPF (10 year route)	Leave to Remain (LTR) with NRPF	1	0.70%
Limited leave with NRPF (other)	Leave to Remain (LTR) with NRPF	20	14.08%
DDV Concession	Leave to Remain (LTR) with recourse	1	0.70%
Limited leave with recourse to public funds (following COC)	Leave to Remain (LTR) with recourse	1	0.70%
Limited leave with recourse to public funds (other)	Leave to Remain (LTR) with recourse	4	2.82%
Settled status ILR (EUSS)	Leave to Remain (LTR) with recourse	2	1.41%
Illegal entrant / Deception - did not claim asylum	No current immigration status	1	0.70%
Overstayer / Breach - did not claim asylum	No current immigration status	16	11.27%
Status not confirmed	No current immigration status	17	11.97%
EUSS application submitted after 30 June 2021	Pre-settled / pending EUSS	1	0.70%
EUSS application submitted in time	Pre-settled / pending EUSS	8	5.63%
EUSS application submitted out of time	Pre-settled / pending EUSS	1	0.70%
Pre-settled status LTR (EUSS)	Pre-settled / pending EUSS	49	34.51%
Total		142	100.00%

Summary of immigration status - supported in Q1‡

Immigration Status Group	Count	Percentage
Pre-settled / pending EUSS	59	44%
No current immigration status	34	25%
Leave to Remain (LTR) with NRPF	23	17%
Asylum seeker / asylum seeker ARE	11	8%
Leave to Remain (LTR) with recourse	8	6%
Total	135	100%

Summary of immigration status - supported in Q1‡



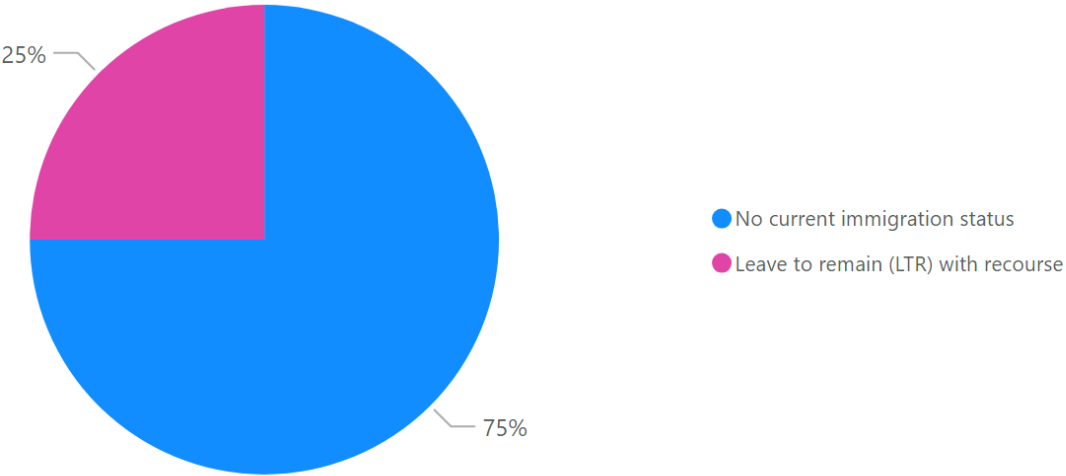
Immigration status - all referrals in Q1

Immigration Status	Immigration Status Group	Count	Percentage
Awaiting first immigration check	Awaiting first immigration check	1	20.00%
Indefinite Leave	Leave to remain (LTR) with recourse	1	20.00%
Status not confirmed	No current immigration status	3	60.00%
Total		5	100.00%

Immigration status - all referrals in Q1‡

Immigration Status Group	Count	Percentage
Leave to remain (LTR) with recourse	1	25%
No current immigration status	3	75%
Total	4	100%

Immigration status - all referrals in Q1‡



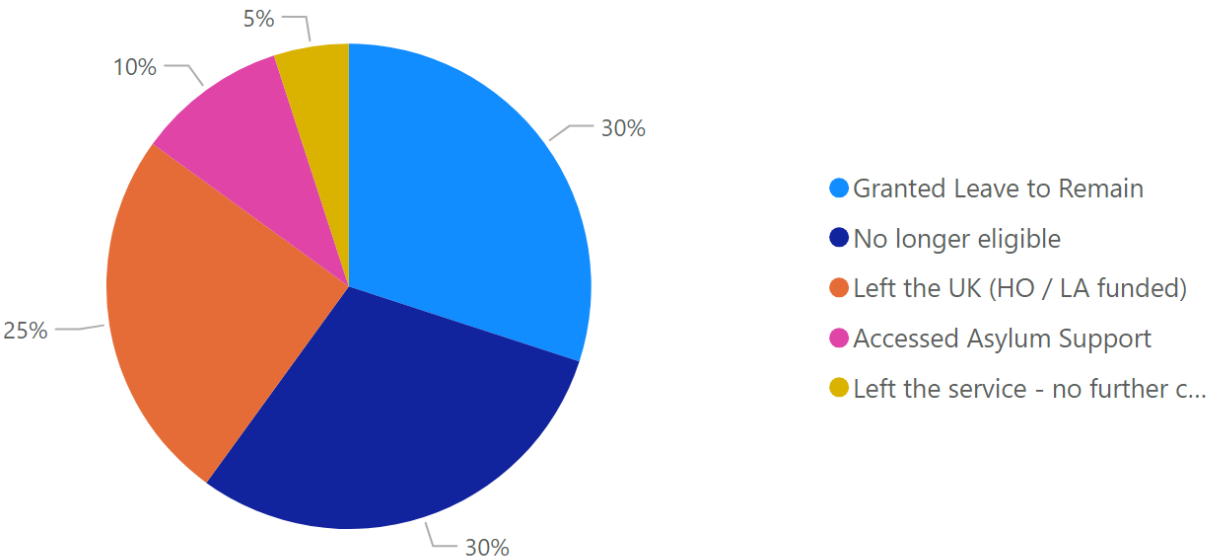
Closure reason - all closures in Q1

Reason for closure	Count	Percentage	Avg days on support
Granted Leave to Remain	6	30%	32
No longer eligible	6	30%	41
Left the UK (HO / LA funded)	5	25%	13
Accessed Asylum Support	2	10%	22
Left the service - no further contact	1	5%	40
Total	20	100%	29

Onward referral for those no longer eligible

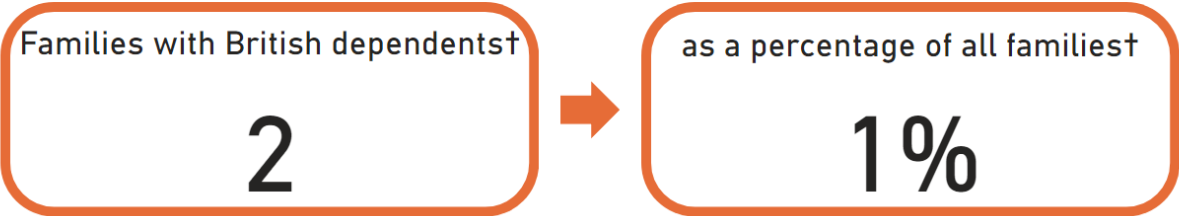
Referral	Count	Avg days on support
Mainstream benefits and housing services	3	408
Support accessed through friends / family	2	293
Employment	1	658
Total	6	411

Closure reason - all closures in Q1

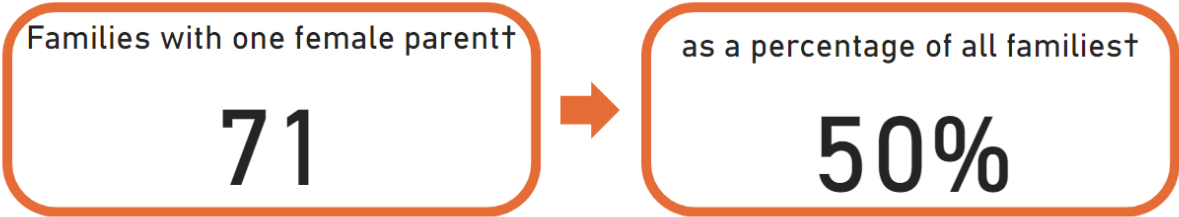
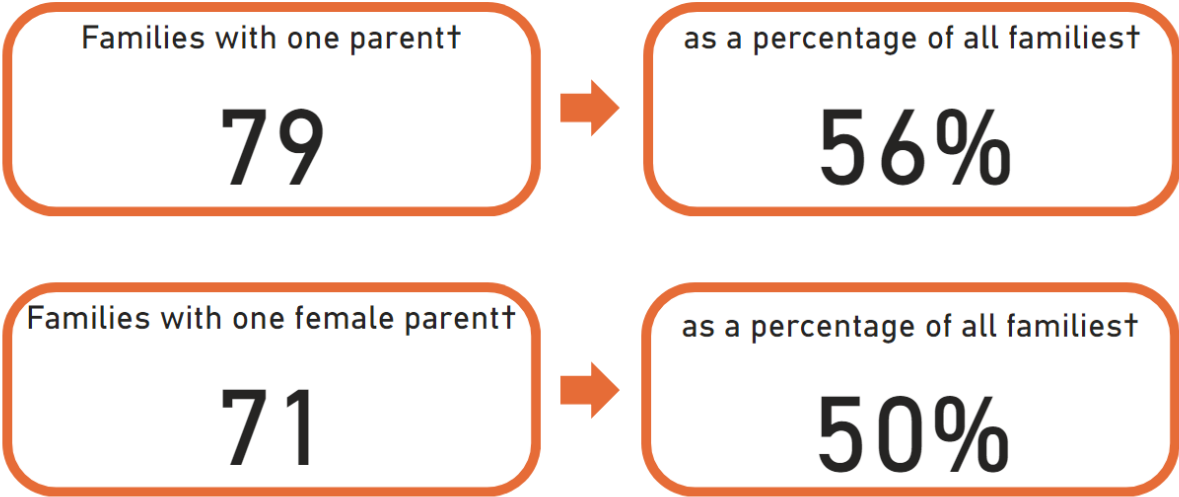


Following requests from our members, we have calculated the following figures:

Families with British Dependents



Single Parent Families



Looked after Children and Care Leavers

Local authorities uploading financial data:

3 / 5 subscribers

Bristol

Gloucestershire

South Gloucestershire

Referrals and Supported Households

	Q1	Q2	Q3	Q4
New cases taken on for support	4			
New cases	16			
Cases closed	24			

Open Cases

	Q1	Q2	Q3	Q4
Open cases	229			
Open cases under age of 18	49			
Open cases aged 18-20	129			
Open cases aged 21-24	51			

Support Costs

	Q1	Q2	Q3	Q4
Financially supported cases	37			
Person-related cost	£66K			
Property-related cost	£143.26K			
Total cost	£209.24K			
Average cost per case	£5.66K			

Immigration Status of Supported Households - Children and Care Leavers

South West
Data Report - Q1 FY 2025/26

Immigration status - open cases in Q1

Immigration Status	Immigration Status Group	Count	Percentage
Illegal entrant / Deception - claimed asylum	Asylum seeker / asylum seeker ARE	66	28.82%
In Country Asylum Seeker	Asylum seeker / asylum seeker ARE	24	10.48%
Overstayer / Breach - claimed asylum	Asylum seeker / asylum seeker ARE	1	0.44%
Port Case	Asylum seeker / asylum seeker ARE	13	5.68%
Awaiting first immigration check	Awaiting first immigration check	11	4.80%
British	British	1	0.44%
Limited leave with NRPF (other)	Leave to remain (LTR) with NRPF	1	0.44%
Indefinite Leave	Leave to remain (LTR) with recourse	2	0.87%
Limited leave with recourse to public funds (10 year route)	Leave to remain (LTR) with recourse	1	0.44%
Limited leave with recourse to public funds (other)	Leave to remain (LTR) with recourse	1	0.44%
Refugee Status	Leave to remain (LTR) with recourse	3	1.31%
UASC leave	Leave to remain (LTR) with recourse	1	0.44%
Illegal entrant / Deception - did not claim asylum	No current immigration status	17	7.42%
No record held by Home Office	No current immigration status	16	6.99%
Overstayer / Breach - did not claim asylum	No current immigration status	1	0.44%
Status not confirmed	No current immigration status	68	29.69%
Pre-settled status LTR (EUSS)	Pre-settled / pending EUSS	2	0.87%
Total		229	100.00%

Summary of immigration status - open cases in Q1†

Immigration Status Group	Count	Percentage
Asylum seeker / asylum seeker ARE	104	48%
British	1	0%
Leave to remain (LTR) with NRPF	1	0%
Leave to remain (LTR) with recourse	8	4%
No current immigration status	102	47%
Pre-settled / pending EUSS	2	1%
Total	218	100%

Summary of immigration status - open cases in Q1†

