



# NRPF Connect Data Report Q1 2025/26

South East

## What is the NRPF Connect data report Q1 2025/26?

This data report collates and analyses the data recorded by councils in the South East region using NRPF Connect in the first quarter of the 2025/26 financial year. It provides a summary of referrals made and the support provided by social care services for people with no recourse to public funds (NRPF). The data is used to inform policy recommendations.

## What is NRPF Connect?

NRPF Connect is the national database and case management tool for councils to record details of households with NRPF that are being provided with accommodation and/or financial support by social services, hosted by the NRPF Network.

## What support is recorded on NRPF Connect?

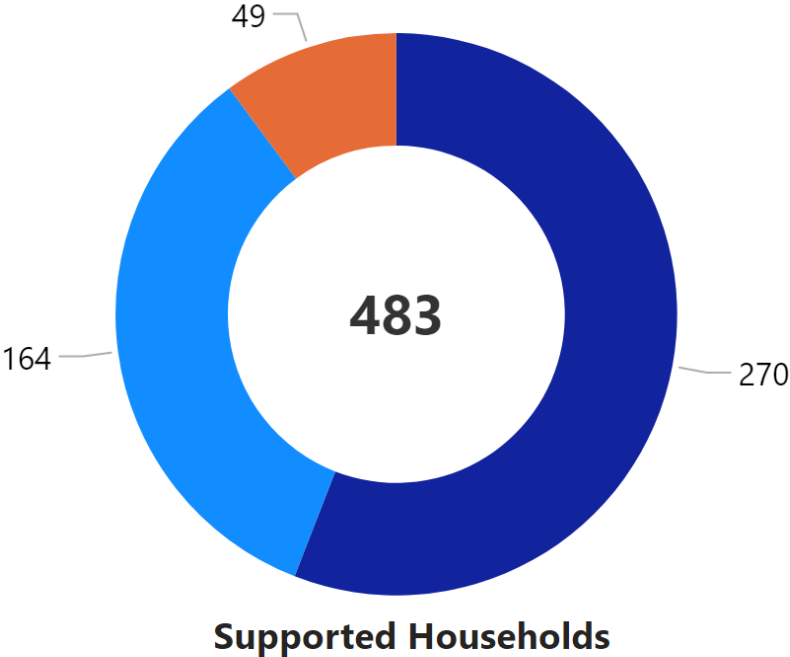
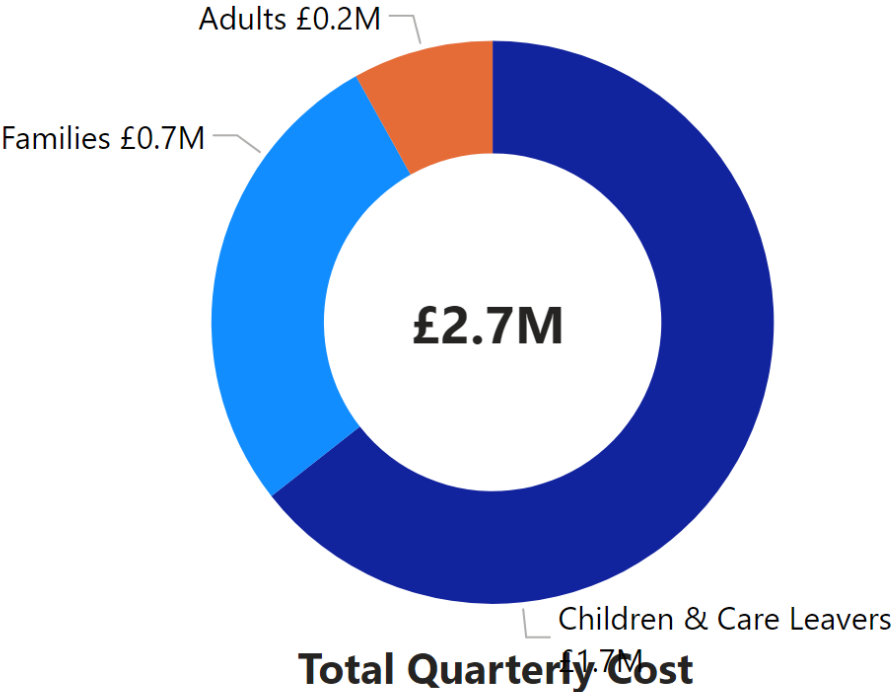
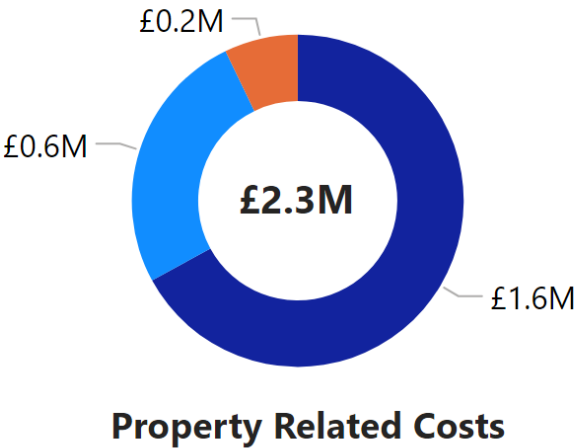
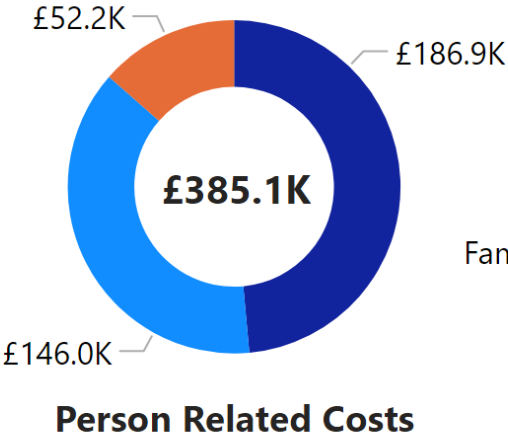
Councils can provide accommodation and financial support to people who are excluded from claiming benefits and mainstream housing assistance when statutory duties are engaged under social care legislation. Local authorities across the UK record the social care services they provide to families, adults with care needs, and care leavers with no recourse to public funds (NRPF). You can read more about NRPF support on the [NRPF Network website](#).

## Notes on the data

- “Adults” refers to adults with care needs provided with support under S18(1) Care Act 2014, S19(1) Care Act 2014, S12 Social Work (Scotland) Act 1968, P7 Housing Act 1996, S1 Localism Act 2011, or S117 Mental Health Act 1983.
- “Families” refers to families with a child in need with support under S17 Children Act 1989 or S22 Children (Scotland) Act 1995.
- “Children and care leavers” refers to looked after children and young people leaving care supported under Children (Leaving Care) Act 2000, S20 Children Act 1989, S25 Children (Scotland) Act 1995, or S29 & S30 Children (Scotland) Act 1995.
- “Support costs” relate to accommodation and financial support (subsistence) costs only, and do not include staffing or other costs incurred by councils delivering support to NRPF households.
- Data was last downloaded from NRPF Connect on 13/10/2025

## Key

\* - Those awaiting a first immigration check have been removed from the summary



- Families
- Children & Care Leavers
- Adults

14 local authority subscribers

# Adults with care and support needs

Local authorities uploading financial data:

9 /14 subscribers

Brighton and Hove	East Sussex	Hampshire
Kent	Milton Keynes	Slough
Southampton	Surrey	West Sussex

Referrals and Supported Households

	Q1	Q2	Q3	Q4
New referrals	27			
New households taken on for support	2			
Supported households closed	4			

Time on support

	Q1	Q2	Q3	Q4
Average number of days on support	1K			
Households supported for 1000 days	26			
1000 day households as % of total	53%			

Support Costs

	Q1	Q2	Q3	Q4
Supported households	49			
Dependents of supported households	7			
Person-related cost	£52.2K			
Property-related cost	£166.4K			
Total quarterly cost	£218.5K			
Average quarterly cost per household	£4.5K			

# Immigration Status of Supported Households - Adults with care and support needs

South East  
Data Report - Q1 FY 2025/26

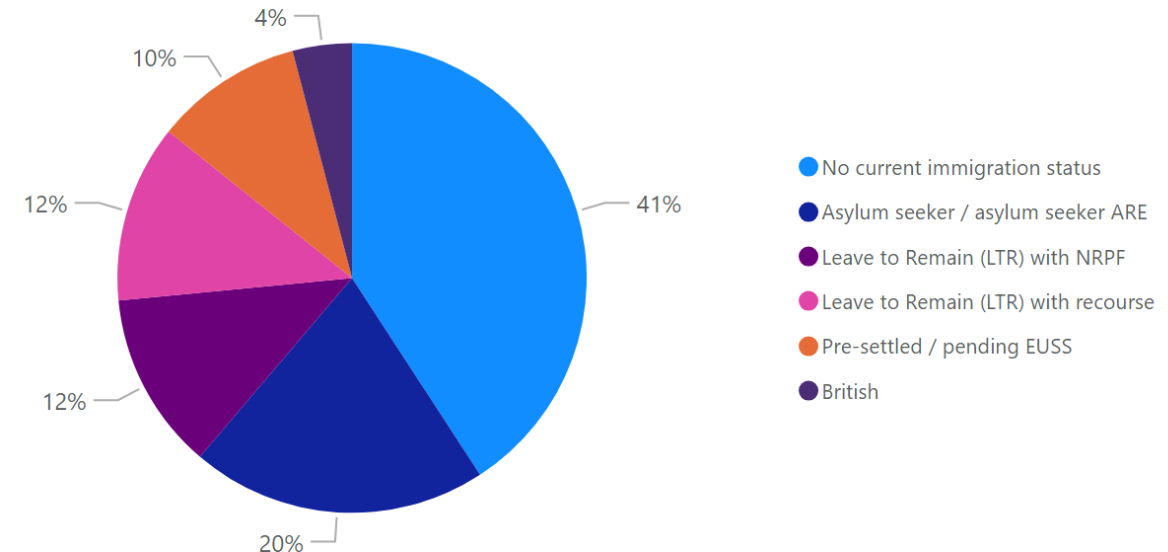
## Immigration status - financially supported in Q1

Immigration Status	Immigration Status Group	Count	Percentage
Illegal entrant / Deception - claimed asylum	Asylum seeker / asylum seeker ARE	6	12.24%
Overstay / Breach - claimed asylum	Asylum seeker / asylum seeker ARE	2	4.08%
Port Case	Asylum seeker / asylum seeker ARE	2	4.08%
British	British	2	4.08%
Limited leave with NRPF (other)	Leave to Remain (LTR) with NRPF	6	12.24%
Discretionary Leave (DL) - other	Leave to Remain (LTR) with recourse	1	2.04%
Limited leave with recourse to public funds (other)	Leave to Remain (LTR) with recourse	5	10.20%
EEA / family member (resident Dec 20)- unlawfully present	No current immigration status	1	2.04%
EEA family permit	No current immigration status	1	2.04%
Illegal entrant / Deception - did not claim asylum	No current immigration status	1	2.04%
Overstay / Breach - did not claim asylum	No current immigration status	9	18.37%
Status not confirmed	No current immigration status	8	16.33%
EUSS application submitted in time	Pre-settled / pending EUSS	1	2.04%
Pre-settled status LTR (EUSS)	Pre-settled / pending EUSS	4	8.16%
<b>Total</b>		<b>49</b>	<b>100.00%</b>

## Summary of immigration status - supported in Q1†

Immigration Status Group	Count	Percentage
No current immigration status	20	41%
Asylum seeker / asylum seeker ARE	10	20%
Leave to Remain (LTR) with NRPF	6	12%
Leave to Remain (LTR) with recourse	6	12%
Pre-settled / pending EUSS	5	10%
British	2	4%
<b>Total</b>	<b>49</b>	<b>100%</b>

## Summary of immigration status - supported in Q1†



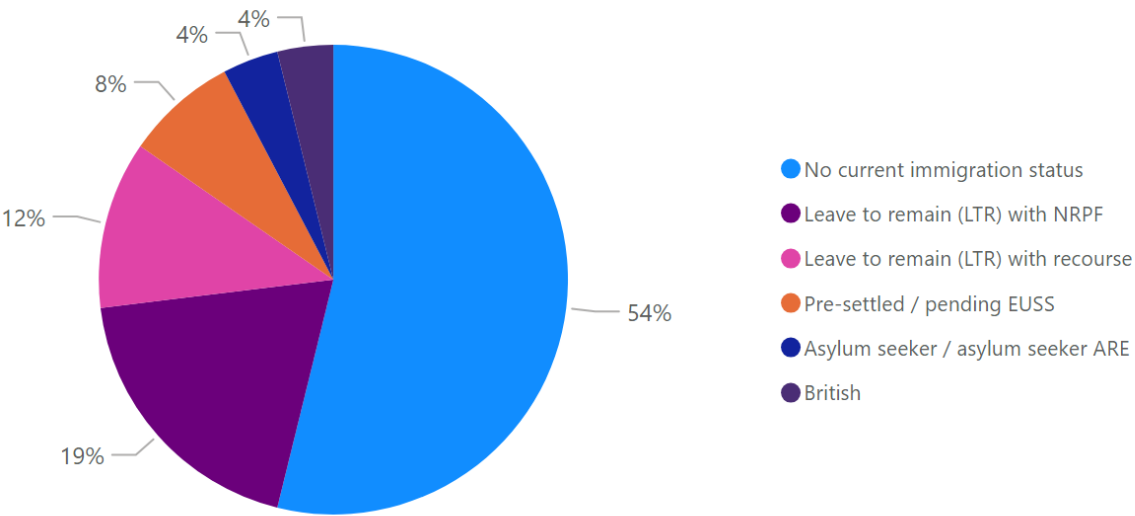
Immigration status - all referrals in Q1

Immigration Status	Immigration Status Groups	Count	Percentage
Overstay / Breach - claimed asylum	Asylum seeker / asylum seeker ARE	1	3.70%
Awaiting first immigration check	Awaiting first immigration check	1	3.70%
British	British	1	3.70%
Leave to Enter as visitor - NRPF	Leave to remain (LTR) with NRPF	1	3.70%
Limited leave with NRPF (other)	Leave to remain (LTR) with NRPF	4	14.81%
Indefinite Leave	Leave to remain (LTR) with recourse	1	3.70%
Limited leave with recourse to public funds (other)	Leave to remain (LTR) with recourse	2	7.41%
Overstay / Breach - did not claim asylum	No current immigration status	1	3.70%
Status not confirmed	No current immigration status	13	48.15%
Pre-settled status LTR (EUSS)	Pre-settled / pending EUSS	2	7.41%
Total		27	100.00%

Immigration status - all referrals in Q1†

Immigration Status Groups	Count	Percentage
No current immigration status	14	54%
Leave to remain (LTR) with NRPF	5	19%
Leave to remain (LTR) with recourse	3	12%
Pre-settled / pending EUSS	2	8%
Asylum seeker / asylum seeker ARE	1	4%
British	1	4%
Total	26	100%

Immigration status - all referrals in Q1†



# Case Closure Reasons - Adults with care and support needs

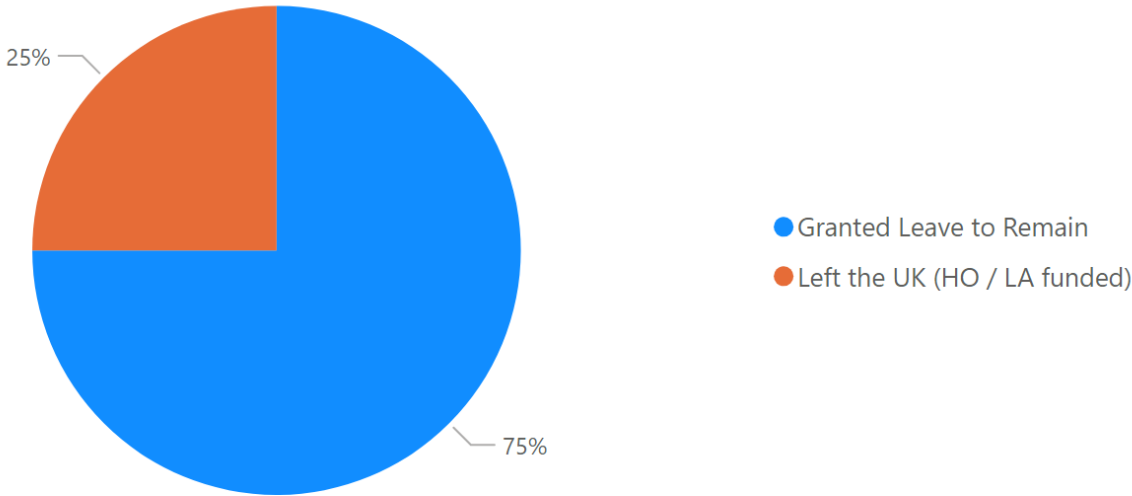
Closure reason - all closures in Q1

Reason for closure	Count	Percentage	Avg days on support
Granted Leave to Remain	3	75%	737
Left the UK (HO / LA funded)	1	25%	1082
<b>Total</b>	<b>4</b>	<b>100%</b>	<b>823</b>

Onward referral for those no longer eligible

Referral	Count	Avg days on support
----------	-------	---------------------

Closure reason - all closures in Q1





# Families with Children in Need

Local authorities uploading financial data:

13/14 subscribers

Brighton and Hove	Buckinghamshire	East Sussex	Hampshire
Kent	Medway	Milton Keynes	Oxfordshire
Portsmouth	Reading	Southampton	Surrey
West Sussex			

Referrals and Supported Households

	Q1	Q2	Q3	Q4
New referrals	96			
New households taken on for support	22			
Supported households closed	22			

Time on support

	Q1	Q2	Q3	Q4
Average number of days on support	617			
Households supported for 1000 days	38			
1000 day households as % of total	23%			

Support Costs

	Q1	Q2	Q3	Q4
Supported households	164			
Dependents of supported households	291			
Person-related cost	£146.0K			
Property-related cost	£598.4K			
Total quarterly cost	£744.5K			
Average quarterly cost per household	£4.5K			

# Immigration Status of Supported Households - Families

South East  
Data Report - Q1 FY 2025/26

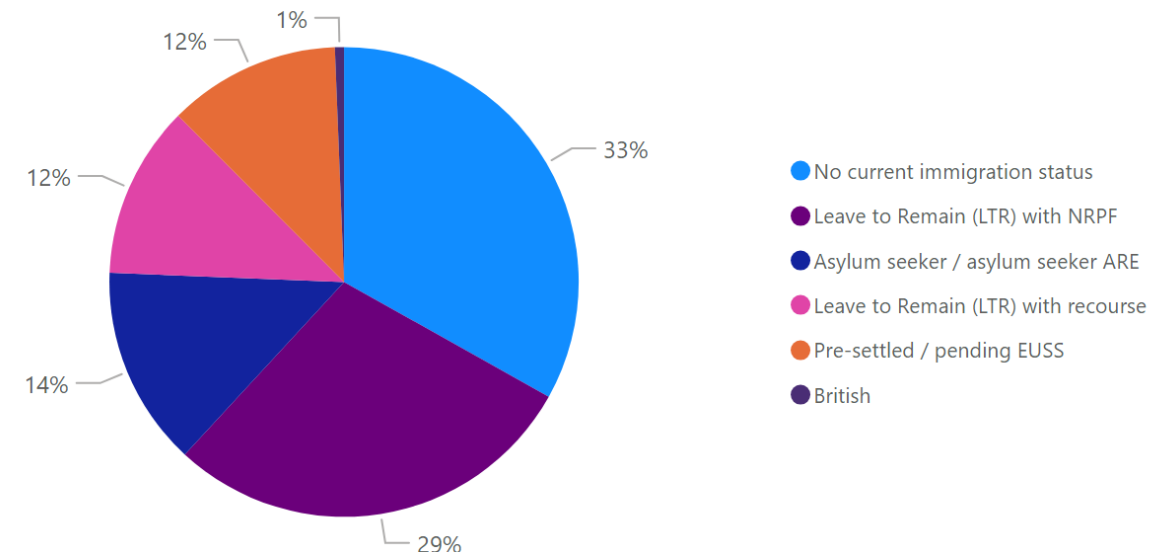
## Immigration status - financially supported in Q1

Immigration Status	Immigration Status Group	Count	Percentage
Illegal entrant / Deception - claimed asylum	Asylum seeker / asylum seeker ARE	8	4.88%
In Country Asylum Seeker	Asylum seeker / asylum seeker ARE	1	0.61%
Overstay / Breach - claimed asylum	Asylum seeker / asylum seeker ARE	13	7.93%
Awaiting first immigration check	Awaiting first immigration check	4	2.44%
British	British	1	0.61%
Leave to Enter as visitor - NRPF	Leave to Remain (LTR) with NRPF	2	1.22%
Limited leave with NRPF (10 year route)	Leave to Remain (LTR) with NRPF	2	1.22%
Limited leave with NRPF (other)	Leave to Remain (LTR) with NRPF	42	25.61%
DDV Concession	Leave to Remain (LTR) with recourse	1	0.61%
Indefinite Leave	Leave to Remain (LTR) with recourse	3	1.83%
Limited leave with recourse to public funds (10 year route)	Leave to Remain (LTR) with recourse	1	0.61%
Limited leave with recourse to public funds (following COC)	Leave to Remain (LTR) with recourse	1	0.61%
Limited leave with recourse to public funds (other)	Leave to Remain (LTR) with recourse	10	6.10%
Refugee Status	Leave to Remain (LTR) with recourse	3	1.83%
EEA / family member (resident Dec 20)- unlawfully present	No current immigration status	1	0.61%
Illegal entrant / Deception - did not claim asylum	No current immigration status	3	1.83%
Overstay / Breach - did not claim asylum	No current immigration status	35	21.34%
Status not confirmed	No current immigration status	14	8.54%
EUSS application submitted after 30 June 2021	Pre-settled / pending EUSS	1	0.61%
EUSS application submitted pre-30 June 2021	Pre-settled / pending EUSS	1	0.61%
Pre-settled status LTR (EUSS)	Pre-settled / pending EUSS	17	10.37%
<b>Total</b>		<b>164</b>	<b>100.00%</b>

## Summary of immigration status - supported in Q1†

Immigration Status Group	Count	Percentage
No current immigration status	53	33%
Leave to Remain (LTR) with NRPF	46	29%
Asylum seeker / asylum seeker ARE	22	14%
Leave to Remain (LTR) with recourse	19	12%
Pre-settled / pending EUSS	19	12%
British	1	1%
<b>Total</b>	<b>160</b>	<b>100%</b>

## Summary of immigration status - supported in Q1†



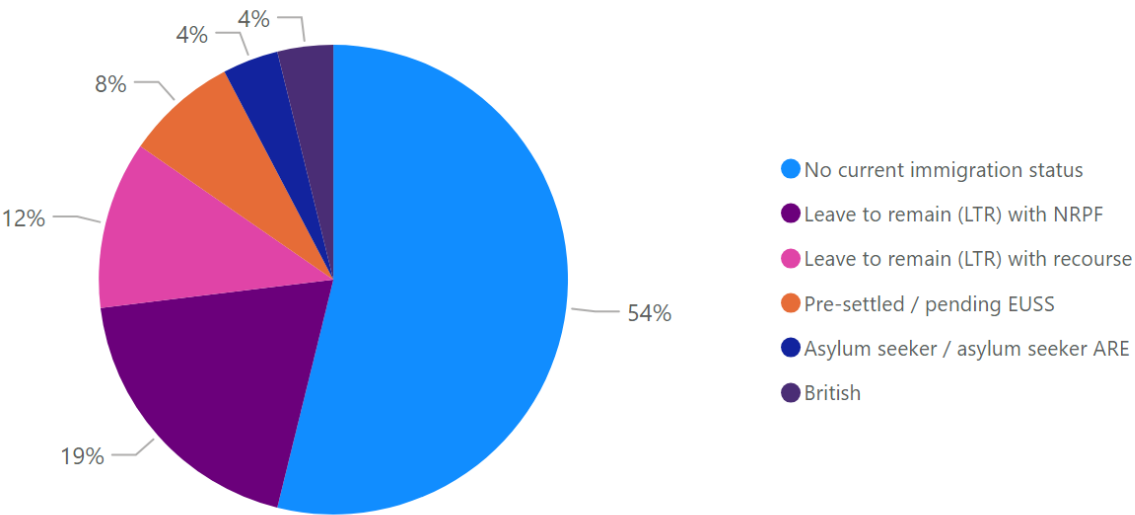
Immigration status - all referrals in Q1

Immigration Status	Immigration Status Group	Count	Percentage
Overstay / Breach - claimed asylum	Asylum seeker / asylum seeker ARE	1	3.70%
Awaiting first immigration check	Awaiting first immigration check	1	3.70%
British	British	1	3.70%
Leave to Enter as visitor - NRPF	Leave to remain (LTR) with NRPF	1	3.70%
Limited leave with NRPF (other)	Leave to remain (LTR) with NRPF	4	14.81%
Indefinite Leave	Leave to remain (LTR) with recourse	1	3.70%
Limited leave with recourse to public funds (other)	Leave to remain (LTR) with recourse	2	7.41%
Overstay / Breach - did not claim asylum	No current immigration status	1	3.70%
Status not confirmed	No current immigration status	13	48.15%
Pre-settled status LTR (EUSS)	Pre-settled / pending EUSS	2	7.41%
Total		27	100.00%

Immigration status - all referrals in Q1†

Immigration Status Group	Count	Percentage
Asylum seeker / asylum seeker ARE	1	4%
British	1	4%
Leave to remain (LTR) with NRPF	5	19%
Leave to remain (LTR) with recourse	3	12%
No current immigration status	14	54%
Pre-settled / pending EUSS	2	8%
Total	26	100%

Immigration status - all referrals in Q1†



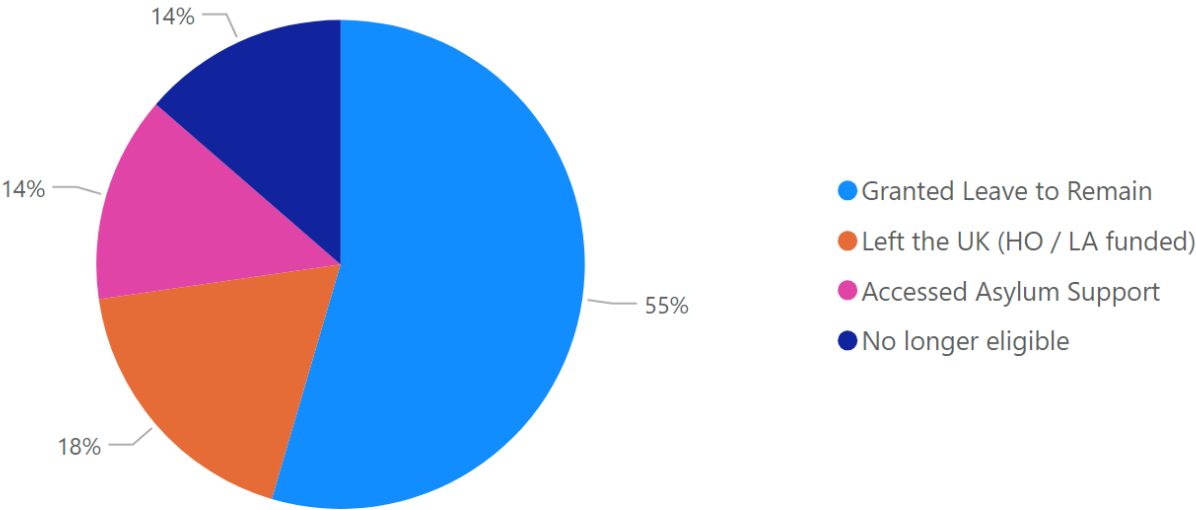
Closure reason - all closures in Q1

Reason for closure	Count	Percentage	Avg days on support
Granted Leave to Remain	12	55%	330
Left the UK (HO / LA funded)	4	18%	187
Accessed Asylum Support	3	14%	129
No longer eligible	3	14%	218
Total	22	100%	261

Onward referral for those no longer eligible

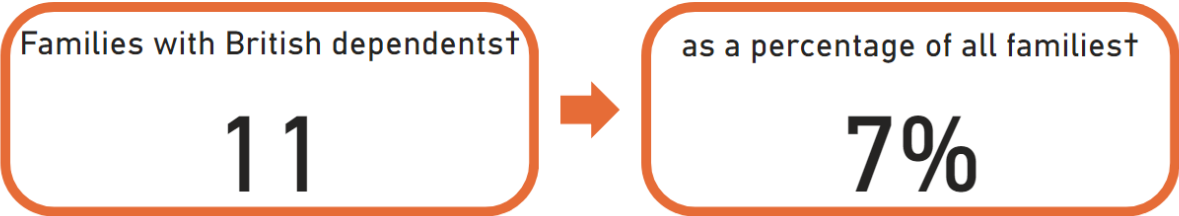
Referral	Count	Avg days on support
Employment	1	15
Mainstream benefits and housing services	1	205
Referred to borough where ordinary resident	1	433
Total	3	218

Closure reason - all closures in Q1

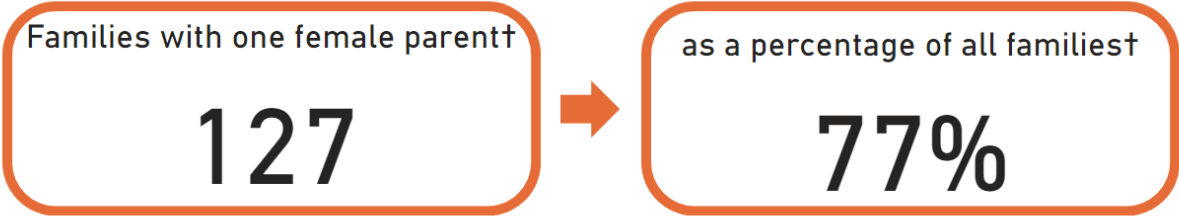
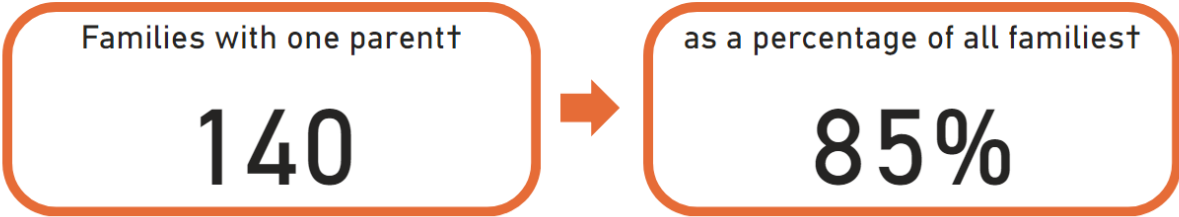


Following requests from our members, we have calculated the following figures:

## Families with British Dependents



## Single Parent Families



# Looked after Children and Care Leavers

Local authorities uploading financial data:  
10/14 subscribers

Brighton and Hove	Buckinghamshire	Hampshire
Kent	Milton Keynes	Oxfordshire
Portsmouth	Reading	Surrey
West Sussex		

## Referrals and Supported Households

	Q1	Q2	Q3	Q4
New cases taken on for support	5			
New cases	89			
Cases closed	17			

## Open Cases

	Q1	Q2	Q3	Q4
Open cases	759			
Open cases under age of 18	60			
Open cases aged 18-20	365			
Open cases aged 21-24	334			

## Support Costs

	Q1	Q2	Q3	Q4
Financially supported cases	262			
Person-related cost	£183K			
Property-related cost	£1.54M			
Total cost	£1.72M			
Average cost per case	£6.56K			



# Immigration Status of Supported Households - Children and Care Leavers

South East  
Data Report - Q1 FY 2025/26

## Immigration status - open cases in Q1

Immigration Status	Immigration Status Group	Count	Percentage
Illegal entrant / Deception - claimed asylum	Asylum seeker / asylum seeker ARE	332	43.74%
In Country Asylum Seeker	Asylum seeker / asylum seeker ARE	82	10.80%
Overstayer / Breach - claimed asylum	Asylum seeker / asylum seeker ARE	20	2.64%
Port Case	Asylum seeker / asylum seeker ARE	68	8.96%
Awaiting first immigration check	Awaiting first immigration check	5	0.66%
Limited leave with NRPF (10 year route)	Leave to remain (LTR) with NRPF	1	0.13%
Limited leave with NRPF (other)	Leave to remain (LTR) with NRPF	6	0.79%
Discretionary Leave (DL) - other	Leave to remain (LTR) with recourse	6	0.79%
Humanitarian Protection	Leave to remain (LTR) with recourse	5	0.66%
Indefinite Leave	Leave to remain (LTR) with recourse	1	0.13%
Limited leave with recourse to public funds (10 year route)	Leave to remain (LTR) with recourse	3	0.40%
Limited leave with recourse to public funds (following COC)	Leave to remain (LTR) with recourse	1	0.13%
Limited leave with recourse to public funds (other)	Leave to remain (LTR) with recourse	25	3.29%
Refugee Status	Leave to remain (LTR) with recourse	67	8.83%
UASC leave	Leave to remain (LTR) with recourse	13	1.71%
EEA / family member (resident Dec 20)- unlawfully present	No current immigration status	1	0.13%
EEA national - no record on HO systems	No current immigration status	1	0.13%
Illegal entrant / Deception - did not claim asylum	No current immigration status	4	0.53%
No record held by Home Office	No current immigration status	4	0.53%
Overstayer / Breach - did not claim asylum	No current immigration status	3	0.40%
Status not confirmed	No current immigration status	110	14.49%
EUSS application submitted pre-30 June 2021	Pre-settled / pending EUSS	1	0.13%
<b>Total</b>		<b>759</b>	<b>100.00%</b>

## Summary of immigration status - open cases in Q1†

Immigration Status Group	Count	Percentage
Asylum seeker / asylum seeker ARE	502	67%
Leave to remain (LTR) with NRPF	7	1%
Leave to remain (LTR) with recourse	121	16%
No current immigration status	123	16%
Pre-settled / pending EUSS	1	0%
<b>Total</b>	<b>754</b>	<b>100%</b>

## Summary of immigration status - open cases in Q1†

