



# NRPF Connect Data Report Q1 2025/26

Greater London

## What is the NRPF Connect data report Q1 2025/26?

This data report collates and analyses the data recorded by councils in the Greater London region using NRPF Connect in the first quarter of the 2025/26 financial year. It provides a summary of referrals made and the support provided by social care services for people with no recourse to public funds (NRPF). The data is used to inform policy recommendations.

## What is NRPF Connect?

NRPF Connect is the national database and case management tool for councils to record details of households with NRPF that are being provided with accommodation and/or financial support by social services, hosted by the NRPF Network.

## What support is recorded on NRPF Connect?

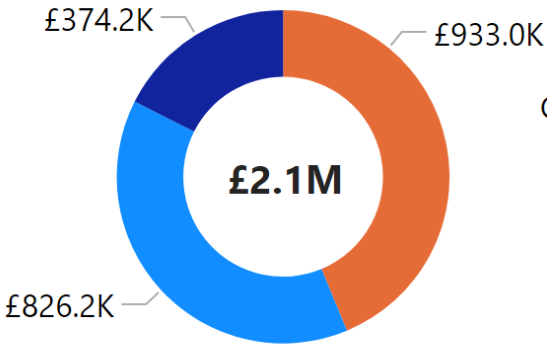
Councils can provide accommodation and financial support to people who are excluded from claiming benefits and mainstream housing assistance when statutory duties are engaged under social care legislation. Local authorities across the UK record the social care services they provide to families, adults with care needs, and care leavers with no recourse to public funds (NRPF). You can read more about NRPF support on the [NRPF Network website](#).

## Notes on the data

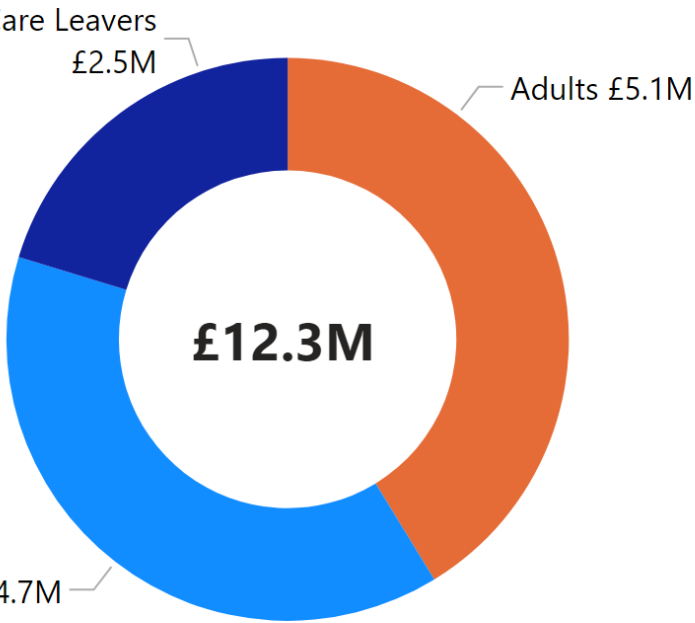
- “Adults” refers to adults with care needs provided with support under S18(1) Care Act 2014, S19(1) Care Act 2014, S12 Social Work (Scotland) Act 1968, P7 Housing Act 1996, S1 Localism Act 2011, or S117 Mental Health Act 1983.
- “Families” refers to families with a child in need with support under S17 Children Act 1989 or S22 Children (Scotland) Act 1995.
- “Children and care leavers” refers to looked after children and young people leaving care supported under Children (Leaving Care) Act 2000, S20 Children Act 1989, S25 Children (Scotland) Act 1995, or S29 & S30 Children (Scotland) Act 1995.
- “Support costs” relate to accommodation and financial support (subsistence) costs only, and do not include staffing or other costs incurred by councils delivering support to NRPF households.
- Data was last downloaded from NRPF Connect on 13/10/2025

## Key

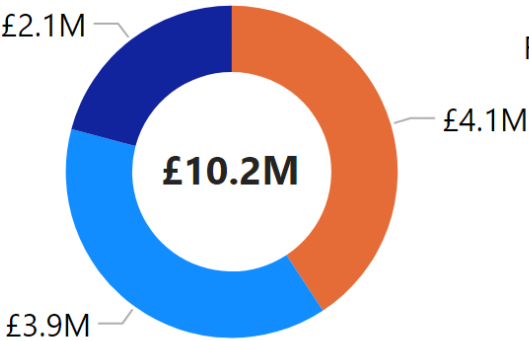
† - Those awaiting a first immigration check have been removed from the summary



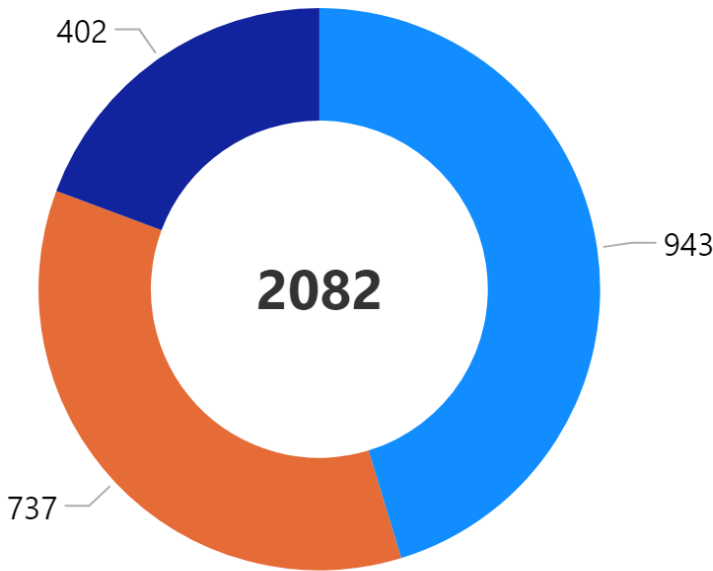
Person Related Costs



Total Quarterly Cost



Property Related Costs



Supported Households

- Families
- Children & Care Leavers
- Adults

30 local authority subscribers

# Adults with care and support needs

Local authorities uploading financial data:  
26/30 subscribers

|                      |             |               |
|----------------------|-------------|---------------|
| Barking and Dagenha  | Barnet      | Bexley        |
| Camden               | Croydon     | Ealing        |
| Enfield              | Greenwich   | Hackney       |
| Hammersmith and Fu   | Haringey    | Havering      |
| Hillingdon           | Hounslow    | Islington     |
| Kensington and Chels | Lambeth     | Lewisham      |
| Merton               | Newham      | Redbridge     |
| Southwark            | Sutton      | Tower Hamlets |
| Wandsworth           | Westminster |               |

Referrals and Supported Households

|                                     | Q1  | Q2 | Q3 | Q4 |
|-------------------------------------|-----|----|----|----|
| New referrals                       | 372 |    |    |    |
| New households taken on for support | 51  |    |    |    |
| Supported households closed         | 64  |    |    |    |

Time on support

|                                    | Q1  | Q2 | Q3 | Q4 |
|------------------------------------|-----|----|----|----|
| Average number of days on support  | 1K  |    |    |    |
| Households supported for 1000 days | 281 |    |    |    |
| 1000 day households as % of total  | 38% |    |    |    |

Support Costs

|                                      | Q1      | Q2 | Q3 | Q4 |
|--------------------------------------|---------|----|----|----|
| Supported households                 | 737     |    |    |    |
| Dependents of supported households   | 69      |    |    |    |
| Person-related cost                  | £933.0K |    |    |    |
| Property-related cost                | £4.1M   |    |    |    |
| Total quarterly cost                 | £5.1M   |    |    |    |
| Average quarterly cost per household | £6.9K   |    |    |    |

# Immigration Status of Supported Households - Adults with care and support needs

Greater London  
Data Report - Q1 FY 2025/26

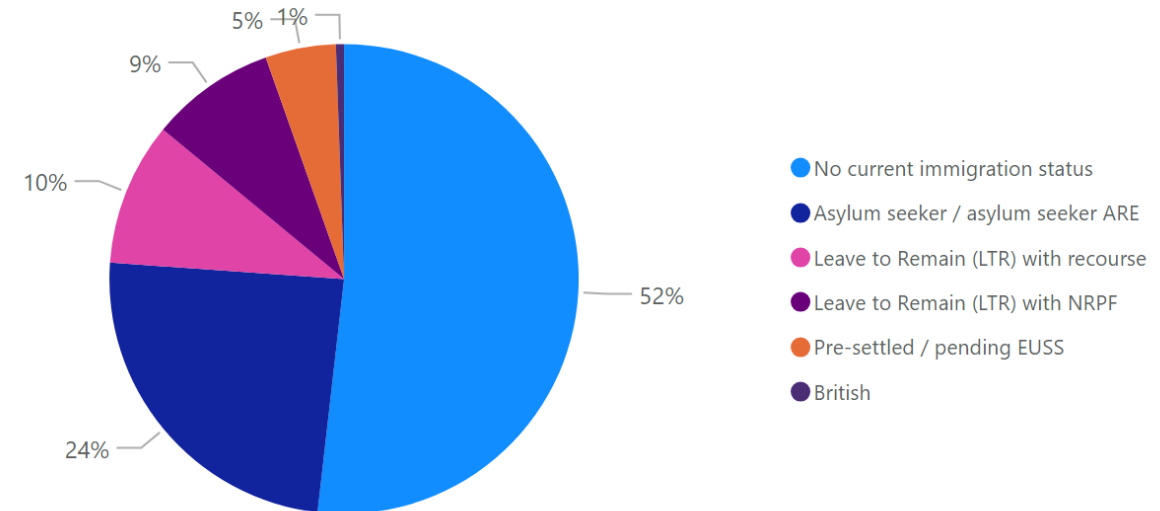
## Immigration status - financially supported in Q1

| Immigration Status  | Immigration Status Group            | Count      | Percentage     |
|---|-------------------------------------|------------|----------------|
| Illegal entrant / Deception - claimed asylum                | Asylum seeker / asylum seeker ARE   | 71         | 9.63%          |
| In Country Asylum Seeker                                    | Asylum seeker / asylum seeker ARE   | 7          | 0.95%          |
| Overstayer / Breach - claimed asylum                        | Asylum seeker / asylum seeker ARE   | 88         | 11.94%         |
| Port Case   | Asylum seeker / asylum seeker ARE   | 9          | 1.22%          |
| Awaiting first immigration check                            | Awaiting first immigration check    | 17         | 2.31%          |
| British   | British                             | 4          | 0.54%          |
| Hong Kong BN(O) Visa  | Leave to Remain (LTR) with NRPF     | 1          | 0.14%          |
| Leave to Enter as visitor - NRPF                            | Leave to Remain (LTR) with NRPF     | 5          | 0.68%          |
| Limited leave with NRPF (10 year route)                     | Leave to Remain (LTR) with NRPF     | 4          | 0.54%          |
| Limited leave with NRPF (other)                             | Leave to Remain (LTR) with NRPF     | 52         | 7.06%          |
| Discretionary Leave (DL) - other                            | Leave to Remain (LTR) with recourse | 4          | 0.54%          |
| Indefinite Leave  | Leave to Remain (LTR) with recourse | 7          | 0.95%          |
| Limited leave with recourse to public funds (10 year route) | Leave to Remain (LTR) with recourse | 10         | 1.36%          |
| Limited leave with recourse to public funds (following COC) | Leave to Remain (LTR) with recourse | 5          | 0.68%          |
| Limited leave with recourse to public funds (other)         | Leave to Remain (LTR) with recourse | 41         | 5.56%          |
| Refugee Status  | Leave to Remain (LTR) with recourse | 1          | 0.14%          |
| Settled status ILR (EUSS)                                   | Leave to Remain (LTR) with recourse | 3          | 0.41%          |
| EEA / family member (resident Dec 20)- unlawfully present   | No current immigration status       | 4          | 0.54%          |
| EEA national - no record on HO systems                      | No current immigration status       | 1          | 0.14%          |
| EEA National / Dependant                                    | No current immigration status       | 1          | 0.14%          |
| Illegal entrant / Deception - did not claim asylum          | No current immigration status       | 41         | 5.56%          |
| No record held by Home Office                               | No current immigration status       | 2          | 0.27%          |
| Overstayer / Breach - did not claim asylum                  | No current immigration status       | 235        | 31.89%         |
| Status not confirmed  | No current immigration status       | 89         | 12.08%         |
| EUSS application submitted in time                          | Pre-settled / pending EUSS          | 2          | 0.27%          |
| EUSS application submitted pre-30 June 2021                 | Pre-settled / pending EUSS          | 1          | 0.14%          |
| Pre-settled status LTR (EUSS)                               | Pre-settled / pending EUSS          | 32         | 4.34%          |
| <b>Total</b>  |                                     | <b>737</b> | <b>100.00%</b> |

## Summary of immigration status - supported in Q1‡

| Immigration Status Group            | Count      | Percentage  |
|-------------------------------------|------------|-------------|
| No current immigration status       | 373        | 52%         |
| Asylum seeker / asylum seeker ARE   | 175        | 24%         |
| Leave to Remain (LTR) with recourse | 71         | 10%         |
| Leave to Remain (LTR) with NRPF     | 62         | 9%          |
| Pre-settled / pending EUSS          | 35         | 5%          |
| British                             | 4          | 1%          |
| <b>Total</b>                        | <b>720</b> | <b>100%</b> |

## Summary of immigration status - supported in Q1‡



# Immigration Status of Referred Households - Adults with care and support needs

Greater London  
Data Report - Q1 FY 2025/26

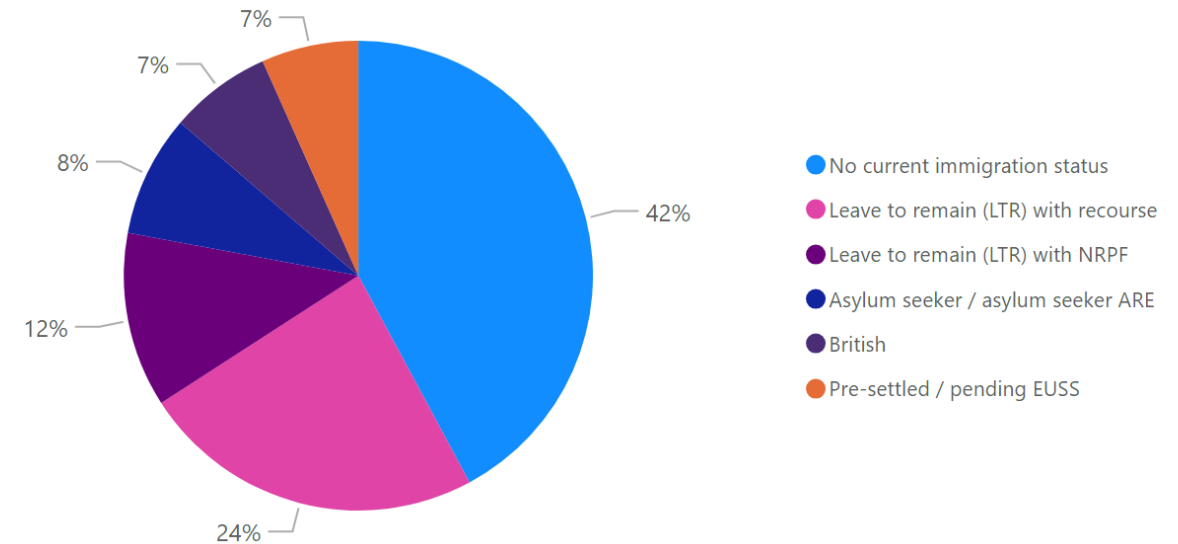
## Immigration status - all referrals in Q1

| Immigration Status  | Immigration Status Groups           | Count      | Percentage     |
|---|-------------------------------------|------------|----------------|
| Illegal entrant / Deception - claimed asylum                | Asylum seeker / asylum seeker ARE   | 8          | 2.15%          |
| In Country Asylum Seeker                                    | Asylum seeker / asylum seeker ARE   | 4          | 1.08%          |
| Overstay / Breach - claimed asylum                          | Asylum seeker / asylum seeker ARE   | 7          | 1.88%          |
| Port Case   | Asylum seeker / asylum seeker ARE   | 6          | 1.61%          |
| Awaiting first immigration check                            | Awaiting first immigration check    | 73         | 19.62%         |
| British   | British                             | 21         | 5.65%          |
| Hong Kong BN(O) Visa  | Leave to remain (LTR) with NRPF     | 1          | 0.27%          |
| Leave to Enter as visitor - NRPF                            | Leave to remain (LTR) with NRPF     | 3          | 0.81%          |
| Limited leave with NRPF (10 year route)                     | Leave to remain (LTR) with NRPF     | 1          | 0.27%          |
| Limited leave with NRPF (other)                             | Leave to remain (LTR) with NRPF     | 31         | 8.33%          |
| Indefinite Leave  | Leave to remain (LTR) with recourse | 13         | 3.49%          |
| Limited leave with recourse to public funds (10 year route) | Leave to remain (LTR) with recourse | 4          | 1.08%          |
| Limited leave with recourse to public funds (other)         | Leave to remain (LTR) with recourse | 27         | 7.26%          |
| Refugee Status  | Leave to remain (LTR) with recourse | 5          | 1.34%          |
| Settled status ILR (EUSS)                                   | Leave to remain (LTR) with recourse | 22         | 5.91%          |
| Illegal entrant / Deception - did not claim asylum          | No current immigration status       | 2          | 0.54%          |
| Overstay / Breach - did not claim asylum                    | No current immigration status       | 34         | 9.14%          |
| Status not confirmed  | No current immigration status       | 90         | 24.19%         |
| EUSS application submitted in time                          | Pre-settled / pending EUSS          | 3          | 0.81%          |
| Pre-settled status LTR (EUSS)                               | Pre-settled / pending EUSS          | 17         | 4.57%          |
| <b>Total</b>  |                                     | <b>372</b> | <b>100.00%</b> |

## Immigration status - all referrals in Q1‡

| Immigration Status Groups           | Count      | Percentage  |
|-------------------------------------|------------|-------------|
| No current immigration status       | 126        | 42%         |
| Leave to remain (LTR) with recourse | 71         | 24%         |
| Leave to remain (LTR) with NRPF     | 36         | 12%         |
| Asylum seeker / asylum seeker ARE   | 25         | 8%          |
| British                             | 21         | 7%          |
| Pre-settled / pending EUSS          | 20         | 7%          |
| <b>Total</b>                        | <b>299</b> | <b>100%</b> |

## Immigration status - all referrals in Q1‡



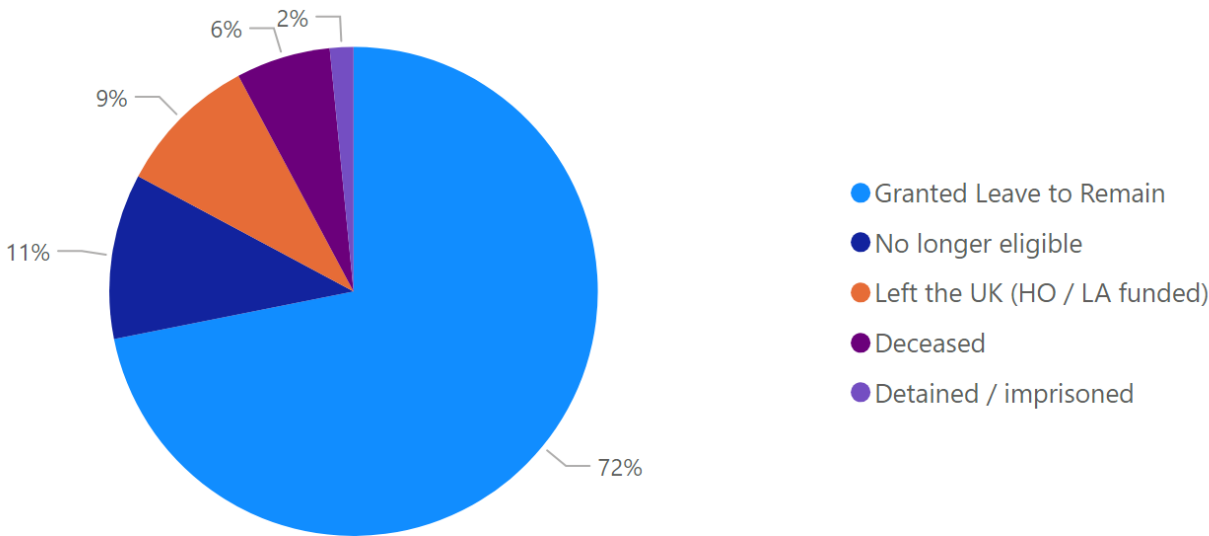
Closure reason - all closures in Q1

| Reason for closure           | Count     | Percentage  | Avg days on support |
|------------------------------|-----------|-------------|---------------------|
| Granted Leave to Remain      | 46        | 72%         | 971                 |
| No longer eligible           | 7         | 11%         | 1562                |
| Left the UK (HO / LA funded) | 6         | 9%          | 625                 |
| Deceased                     | 4         | 6%          | 1359                |
| Detained / imprisoned        | 1         | 2%          | 918                 |
| <b>Total</b>                 | <b>64</b> | <b>100%</b> | <b>1027</b>         |

Onward referral for those no longer eligible

| Referral                                    | Count    | Avg days on support |
|---|----------|---------------------|
| Referred to borough where ordinary resident | 5        | 1913                |
| Support accessed through friends / family   | 2        | 684                 |
| <b>Total</b>                                | <b>7</b> | <b>1562</b>         |

Closure reason - all closures in Q1





# Families with Children in Need

Local authorities uploading financial data:

30/30 subscribers

|                     |             |                      |                    |
|---------------------|-------------|----------------------|--------------------|
| Barking and Dagenha | Barnet      | Bexley               | Brent              |
| Bromley             | Camden      | Croydon              | Ealing             |
| Enfield             | Greenwich   | Hackney              | Hammersmith and Fu |
| Haringey            | Harrow      | Havering             | Hillingdon         |
| Hounslow            | Islington   | Kensington and Chels | Lambeth            |
| Lewisham            | Merton      | Newham               | Redbridge          |
| Southwark           | Sutton      | Tower Hamlets        | Waltham Forest     |
| Wandsworth          | Westminster |                      |                    |

Referrals and Supported Households

|                                     | Q1  | Q2 | Q3 | Q4 |
|-------------------------------------|-----|----|----|----|
| New referrals                       | 413 |    |    |    |
| New households taken on for support | 109 |    |    |    |
| Supported households closed         | 161 |    |    |    |

Time on support

|                                    | Q1  | Q2 | Q3 | Q4 |
|------------------------------------|-----|----|----|----|
| Average number of days on support  | 602 |    |    |    |
| Households supported for 1000 days | 193 |    |    |    |
| 1000 day households as % of total  | 20% |    |    |    |

Support Costs

|                                      | Q1      | Q2 | Q3 | Q4 |
|--------------------------------------|---------|----|----|----|
| Supported households                 | 943     |    |    |    |
| Dependents of supported households   | 1626    |    |    |    |
| Person-related cost                  | £826.2K |    |    |    |
| Property-related cost                | £3.9M   |    |    |    |
| Total quarterly cost                 | £4.7M   |    |    |    |
| Average quarterly cost per household | £5.0K   |    |    |    |

# Immigration Status of Supported Households - Families

Greater London  
Data Report - Q1 FY 2025/26

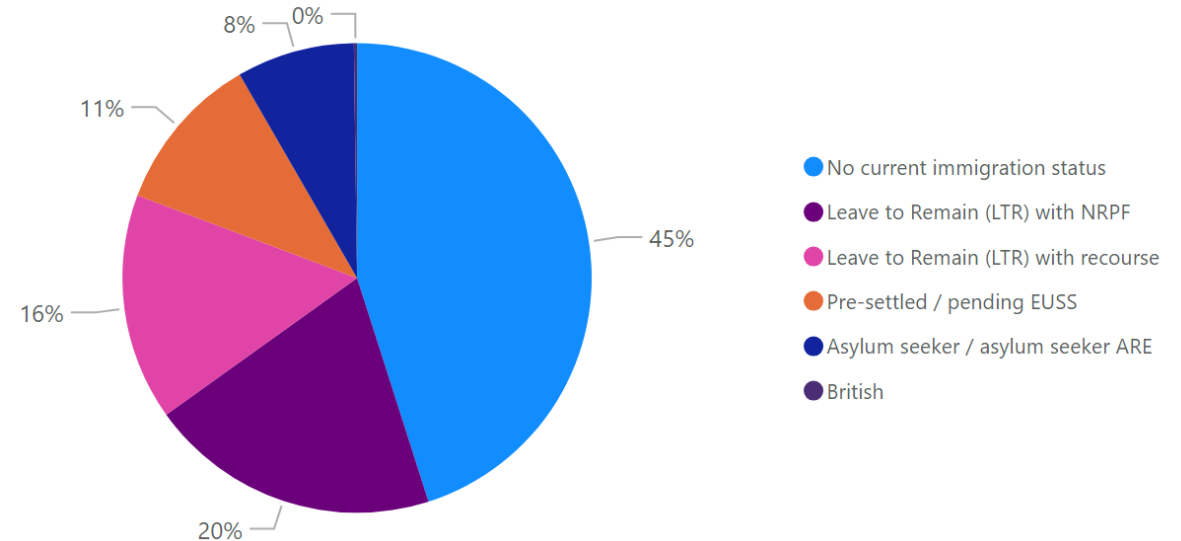
## Immigration status - financially supported in Q1

| Immigration Status  | Immigration Status Group            | Count      | Percentage     |
|---|-------------------------------------|------------|----------------|
| Illegal entrant / Deception - claimed asylum                | Asylum seeker / asylum seeker ARE   | 21         | 2.23%          |
| In Country Asylum Seeker                                    | Asylum seeker / asylum seeker ARE   | 3          | 0.32%          |
| Overstayer / Breach - claimed asylum                        | Asylum seeker / asylum seeker ARE   | 44         | 4.67%          |
| Port Case   | Asylum seeker / asylum seeker ARE   | 7          | 0.74%          |
| Awaiting first immigration check                            | Awaiting first immigration check    | 20         | 2.12%          |
| British   | British                             | 2          | 0.21%          |
| Leave to Enter as visitor - NRPF                            | Leave to Remain (LTR) with NRPF     | 12         | 1.27%          |
| Limited leave with NRPF (10 year route)                     | Leave to Remain (LTR) with NRPF     | 17         | 1.80%          |
| Limited leave with NRPF (other)                             | Leave to Remain (LTR) with NRPF     | 156        | 16.54%         |
| DDV Concession  | Leave to Remain (LTR) with recourse | 11         | 1.17%          |
| Discretionary Leave (DL) - other                            | Leave to Remain (LTR) with recourse | 1          | 0.11%          |
| Humanitarian Protection                                     | Leave to Remain (LTR) with recourse | 1          | 0.11%          |
| Indefinite Leave  | Leave to Remain (LTR) with recourse | 10         | 1.06%          |
| Limited leave with recourse to public funds (10 year route) | Leave to Remain (LTR) with recourse | 14         | 1.48%          |
| Limited leave with recourse to public funds (following COC) | Leave to Remain (LTR) with recourse | 13         | 1.38%          |
| Limited leave with recourse to public funds (other)         | Leave to Remain (LTR) with recourse | 82         | 8.70%          |
| Refugee Status  | Leave to Remain (LTR) with recourse | 5          | 0.53%          |
| Settled status ILR (EUSS)                                   | Leave to Remain (LTR) with recourse | 7          | 0.74%          |
| EEA / family member (resident Dec 20)- unlawfully present   | No current immigration status       | 5          | 0.53%          |
| Illegal entrant / Deception - did not claim asylum          | No current immigration status       | 23         | 2.44%          |
| Overstayer / Breach - did not claim asylum                  | No current immigration status       | 331        | 35.10%         |
| Status not confirmed  | No current immigration status       | 57         | 6.04%          |
| EUSS application submitted after 30 June 2021               | Pre-settled / pending EUSS          | 3          | 0.32%          |
| EUSS application submitted in time                          | Pre-settled / pending EUSS          | 9          | 0.95%          |
| EUSS application submitted out of time                      | Pre-settled / pending EUSS          | 2          | 0.21%          |
| EUSS application submitted pre-30 June 2021                 | Pre-settled / pending EUSS          | 1          | 0.11%          |
| Pre-settled status LTR (EUSS)                               | Pre-settled / pending EUSS          | 86         | 9.12%          |
| <b>Total</b>  |                                     | <b>943</b> | <b>100.00%</b> |

## Summary of immigration status - supported in Q1‡

| Immigration Status Group            | Count      | Percentage  |
|-------------------------------------|------------|-------------|
| No current immigration status       | 416        | 45%         |
| Leave to Remain (LTR) with NRPF     | 185        | 20%         |
| Leave to Remain (LTR) with recourse | 144        | 16%         |
| Pre-settled / pending EUSS          | 101        | 11%         |
| Asylum seeker / asylum seeker ARE   | 75         | 8%          |
| British                             | 2          | 0%          |
| <b>Total</b>                        | <b>923</b> | <b>100%</b> |

## Summary of immigration status - supported in Q1‡



# Immigration Status of Referred Households - Families

Greater London  
Data Report - Q1 FY 2025/26

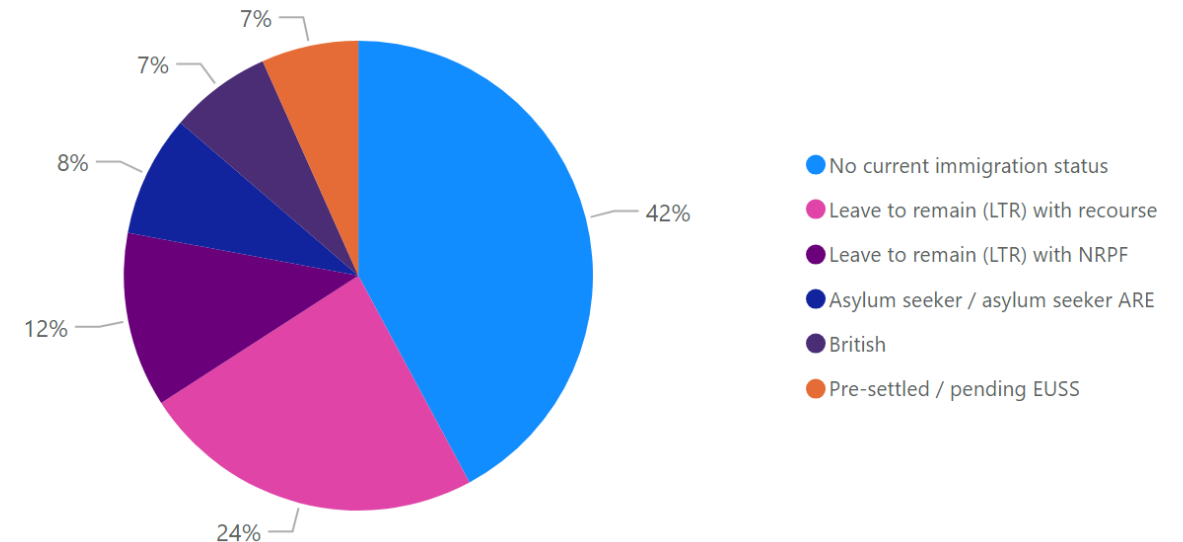
## Immigration status - all referrals in Q1

| Immigration Status  | Immigration Status Group            | Count      | Percentage     |
|---|-------------------------------------|------------|----------------|
| Illegal entrant / Deception - claimed asylum                | Asylum seeker / asylum seeker ARE   | 8          | 2.15%          |
| In Country Asylum Seeker                                    | Asylum seeker / asylum seeker ARE   | 4          | 1.08%          |
| Overstay / Breach - claimed asylum                          | Asylum seeker / asylum seeker ARE   | 7          | 1.88%          |
| Port Case   | Asylum seeker / asylum seeker ARE   | 6          | 1.61%          |
| Awaiting first immigration check                            | Awaiting first immigration check    | 73         | 19.62%         |
| British   | British                             | 21         | 5.65%          |
| Hong Kong BN(O) Visa  | Leave to remain (LTR) with NRPF     | 1          | 0.27%          |
| Leave to Enter as visitor - NRPF                            | Leave to remain (LTR) with NRPF     | 3          | 0.81%          |
| Limited leave with NRPF (10 year route)                     | Leave to remain (LTR) with NRPF     | 1          | 0.27%          |
| Limited leave with NRPF (other)                             | Leave to remain (LTR) with NRPF     | 31         | 8.33%          |
| Indefinite Leave  | Leave to remain (LTR) with recourse | 13         | 3.49%          |
| Limited leave with recourse to public funds (10 year route) | Leave to remain (LTR) with recourse | 4          | 1.08%          |
| Limited leave with recourse to public funds (other)         | Leave to remain (LTR) with recourse | 27         | 7.26%          |
| Refugee Status  | Leave to remain (LTR) with recourse | 5          | 1.34%          |
| Settled status ILR (EUSS)                                   | Leave to remain (LTR) with recourse | 22         | 5.91%          |
| Illegal entrant / Deception - did not claim asylum          | No current immigration status       | 2          | 0.54%          |
| Overstay / Breach - did not claim asylum                    | No current immigration status       | 34         | 9.14%          |
| Status not confirmed  | No current immigration status       | 90         | 24.19%         |
| EUSS application submitted in time                          | Pre-settled / pending EUSS          | 3          | 0.81%          |
| Pre-settled status LTR (EUSS)                               | Pre-settled / pending EUSS          | 17         | 4.57%          |
| <b>Total</b>  |                                     | <b>372</b> | <b>100.00%</b> |

## Immigration status - all referrals in Q1†

| Immigration Status Group            | Count      | Percentage  |
|-------------------------------------|------------|-------------|
| Asylum seeker / asylum seeker ARE   | 25         | 8%          |
| British                             | 21         | 7%          |
| Leave to remain (LTR) with NRPF     | 36         | 12%         |
| Leave to remain (LTR) with recourse | 71         | 24%         |
| No current immigration status       | 126        | 42%         |
| Pre-settled / pending EUSS          | 20         | 7%          |
| <b>Total</b>                        | <b>299</b> | <b>100%</b> |

## Immigration status - all referrals in Q1†



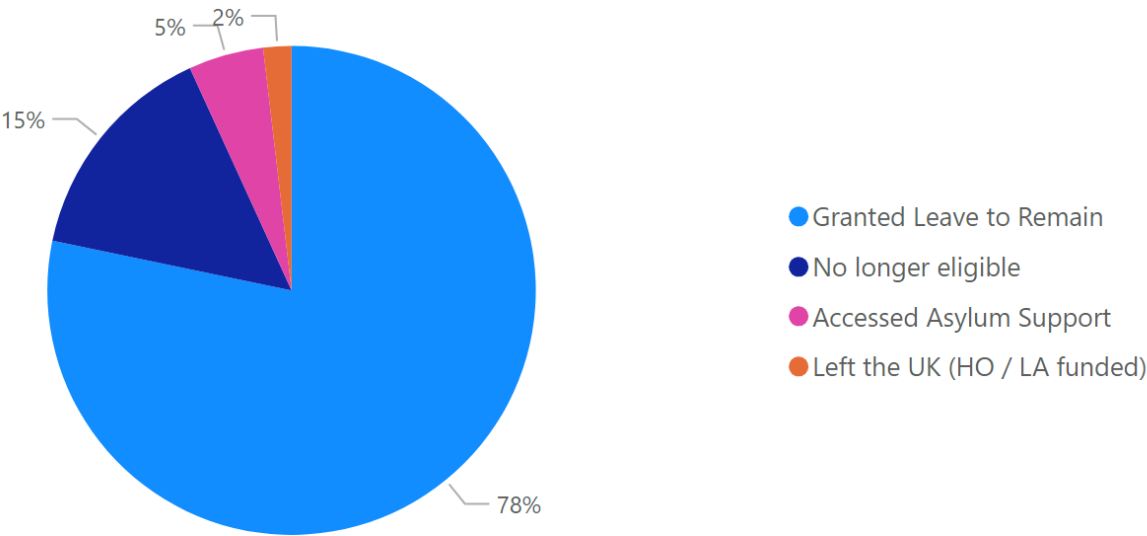
Closure reason - all closures in Q1

| Reason for closure           | Count | Percentage | Avg days on support |
|------------------------------|-------|------------|---------------------|
| Granted Leave to Remain      | 126   | 78%        | 600                 |
| No longer eligible           | 24    | 15%        | 220                 |
| Accessed Asylum Support      | 8     | 5%         | 583                 |
| Left the UK (HO / LA funded) | 3     | 2%         | 480                 |
| Total                        | 161   | 100%       | 540                 |

Onward referral for those no longer eligible

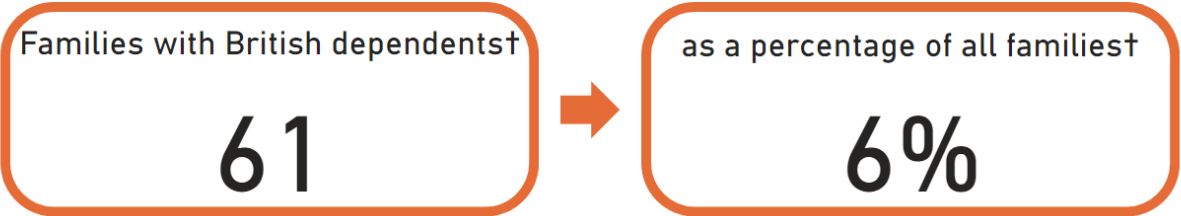
| Referral                                    | Count | Avg days on support |
|---|-------|---------------------|
| Support accessed through friends / family   | 12    | 293                 |
| Referred to borough where ordinary resident | 5     | 133                 |
| Employment                                  | 3     | 150                 |
| Mainstream benefits and housing services    | 3     | 96                  |
| Refuge accommodation (not LA funded)        | 1     | 347                 |
| Total                                       | 24    | 220                 |

Closure reason - all closures in Q1

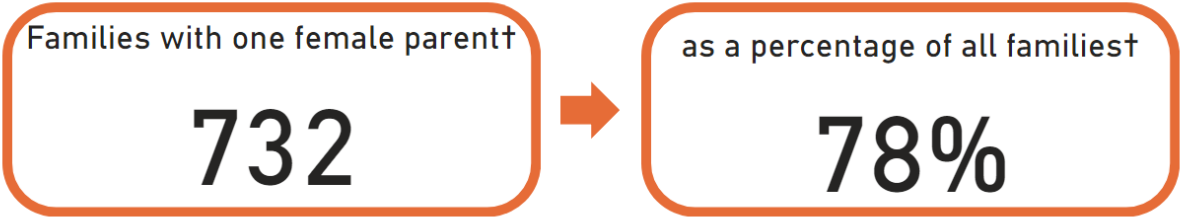
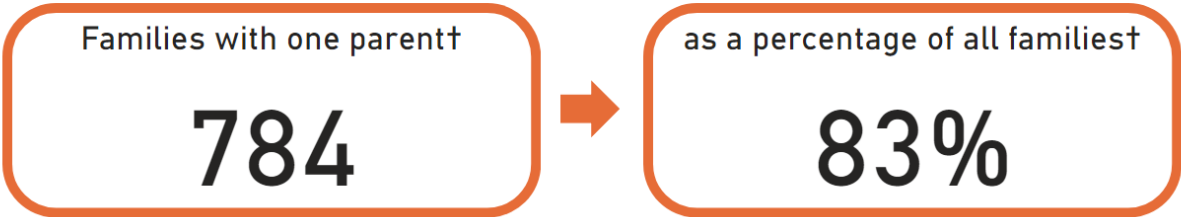


Following requests from our members, we have calculated the following figures:

## Families with British Dependents



## Single Parent Families



# Looked after Children and Care Leavers

Local authorities uploading financial data:

16/30 subscribers

|             |               |                |
|-------------|---------------|----------------|
| Bromley     | Croydon       | Ealing         |
| Hackney     | Haringey      | Havering       |
| Hillingdon  | Hounslow      | Islington      |
| Lambeth     | Lewisham      | Newham         |
| Redbridge   | Tower Hamlets | Waltham Forest |
| Westminster |               |                |

## Referrals and Supported Households

|                                | Q1  | Q2 | Q3 | Q4 |
|--------------------------------|-----|----|----|----|
| New cases taken on for support | 15  |    |    |    |
| New cases                      | 50  |    |    |    |
| Cases closed                   | 165 |    |    |    |

## Open Cases

|                            | Q1   | Q2 | Q3 | Q4 |
|----------------------------|------|----|----|----|
| Open cases                 | 1124 |    |    |    |
| Open cases under age of 18 | 134  |    |    |    |
| Open cases aged 18-20      | 442  |    |    |    |
| Open cases aged 21-24      | 548  |    |    |    |

## Support Costs

|                             | Q1     | Q2 | Q3 | Q4 |
|-----------------------------|--------|----|----|----|
| Financially supported cases | 356    |    |    |    |
| Person-related cost         | £339K  |    |    |    |
| Property-related cost       | £1.98M |    |    |    |
| Total cost                  | £2.32M |    |    |    |
| Average cost per case       | £6.51K |    |    |    |



# Immigration Status of Supported Households - Children and Care Leavers

Greater London  
Data Report - Q1 FY 2025/26

## Immigration status - open cases in Q1

| Immigration Status  | Immigration Status Group            | Count       | Percentage     |
|---|-------------------------------------|-------------|----------------|
| Illegal entrant / Deception - claimed asylum                | Asylum seeker / asylum seeker ARE   | 580         | 51.60%         |
| In Country Asylum Seeker                                    | Asylum seeker / asylum seeker ARE   | 107         | 9.52%          |
| Overstayer / Breach - claimed asylum                        | Asylum seeker / asylum seeker ARE   | 42          | 3.74%          |
| Port Case   | Asylum seeker / asylum seeker ARE   | 38          | 3.38%          |
| Awaiting first immigration check                            | Awaiting first immigration check    | 30          | 2.67%          |
| British   | British                             | 4           | 0.36%          |
| Leave to Enter as visitor - NRPF                            | Leave to remain (LTR) with NRPF     | 3           | 0.27%          |
| Limited leave with NRPF (10 year route)                     | Leave to remain (LTR) with NRPF     | 1           | 0.09%          |
| Limited leave with NRPF (other)                             | Leave to remain (LTR) with NRPF     | 10          | 0.89%          |
| Discretionary leave - trafficking                           | Leave to remain (LTR) with recourse | 1           | 0.09%          |
| Discretionary Leave (DL) - other                            | Leave to remain (LTR) with recourse | 2           | 0.18%          |
| Humanitarian Protection                                     | Leave to remain (LTR) with recourse | 2           | 0.18%          |
| Indefinite Leave  | Leave to remain (LTR) with recourse | 10          | 0.89%          |
| Limited Leave (including 3C applications and visas)         | Leave to remain (LTR) with recourse | 1           | 0.09%          |
| Limited leave with recourse to public funds (10 year route) | Leave to remain (LTR) with recourse | 2           | 0.18%          |
| Limited leave with recourse to public funds (other)         | Leave to remain (LTR) with recourse | 18          | 1.60%          |
| Refugee Status  | Leave to remain (LTR) with recourse | 65          | 5.78%          |
| Settled status ILR (EUSS)                                   | Leave to remain (LTR) with recourse | 3           | 0.27%          |
| UASC leave  | Leave to remain (LTR) with recourse | 17          | 1.51%          |
| EEA / family member (resident Dec 20)- unlawfully present   | No current immigration status       | 2           | 0.18%          |
| EEA national  | No current immigration status       | 4           | 0.36%          |
| Illegal entrant / Deception - did not claim asylum          | No current immigration status       | 17          | 1.51%          |
| No record held by Home Office                               | No current immigration status       | 28          | 2.49%          |
| Overstayer / Breach - did not claim asylum                  | No current immigration status       | 11          | 0.98%          |
| Status not confirmed  | No current immigration status       | 111         | 9.88%          |
| EUSS application submitted after 30 June 2021               | Pre-settled / pending EUSS          | 2           | 0.18%          |
| EUSS application submitted in time                          | Pre-settled / pending EUSS          | 1           | 0.09%          |
| EUSS application submitted pre-30 June 2021                 | Pre-settled / pending EUSS          | 2           | 0.18%          |
| Family member of EEA national                               | Pre-settled / pending EUSS          | 2           | 0.18%          |
| Pre-settled status LTR (EUSS)                               | Pre-settled / pending EUSS          | 8           | 0.71%          |
| <b>Total</b>  |                                     | <b>1124</b> | <b>100.00%</b> |

## Summary of immigration status - open cases in Q1‡

| Immigration Status Group            | Count       | Percentage  |
|-------------------------------------|-------------|-------------|
| Asylum seeker / asylum seeker ARE   | 767         | 70%         |
| British                             | 4           | 0%          |
| Leave to remain (LTR) with NRPF     | 14          | 1%          |
| Leave to remain (LTR) with recourse | 121         | 11%         |
| No current immigration status       | 173         | 16%         |
| Pre-settled / pending EUSS          | 15          | 1%          |
| <b>Total</b>                        | <b>1094</b> | <b>100%</b> |

## Summary of immigration status - open cases in Q1‡

