



NRPF Connect Data Report Q1 2025/26

East of England

What is the NRPF Connect data report Q1 2025/26?

This data report collates and analyses the data recorded by councils in the East of England region using NRPF Connect in the first quarter of the 2025/26 financial year. It provides a summary of referrals made and the support provided by social care services for people with no recourse to public funds (NRPF). The data is used to inform policy recommendations.

What is NRPF Connect?

NRPF Connect is the national database and case management tool for councils to record details of households with NRPF that are being provided with accommodation and/or financial support by social services, hosted by the NRPF Network.

What support is recorded on NRPF Connect?

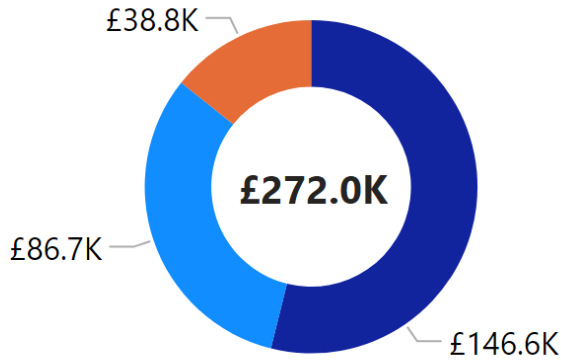
Councils can provide accommodation and financial support to people who are excluded from claiming benefits and mainstream housing assistance when statutory duties are engaged under social care legislation. Local authorities across the UK record the social care services they provide to families, adults with care needs, and care leavers with no recourse to public funds (NRPF). You can read more about NRPF support on the [NRPF Network website](#).

Notes on the data

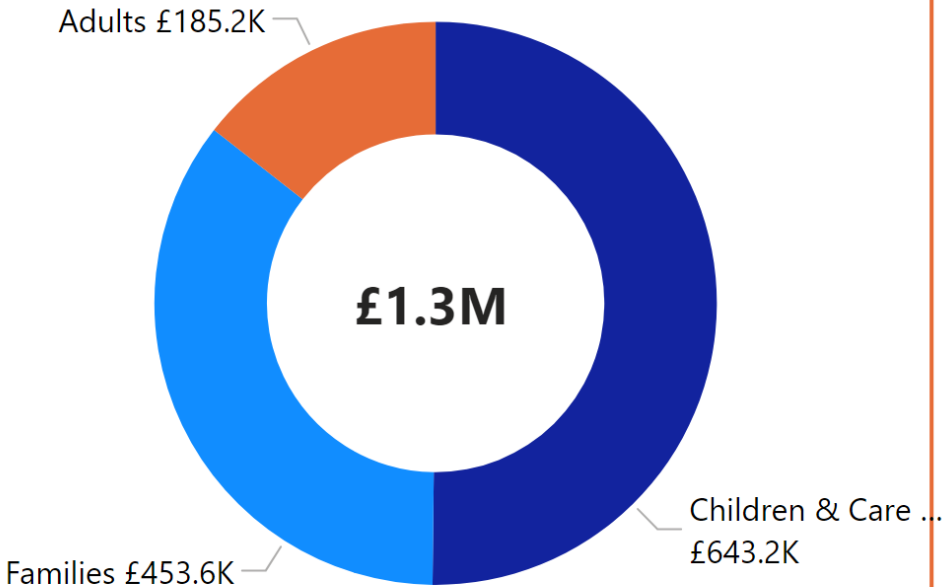
- “Adults” refers to adults with care needs provided with support under S18(1) Care Act 2014, S19(1) Care Act 2014, S12 Social Work (Scotland) Act 1968, P7 Housing Act 1996, S1 Localism Act 2011, or S117 Mental Health Act 1983.
- “Families” refers to families with a child in need with support under S17 Children Act 1989 or S22 Children (Scotland) Act 1995.
- “Children and care leavers” refers to looked after children and young people leaving care supported under Children (Leaving Care) Act 2000, S20 Children Act 1989, S25 Children (Scotland) Act 1995, or S29 & S30 Children (Scotland) Act 1995.
- “Support costs” relate to accommodation and financial support (subsistence) costs only, and do not include staffing or other costs incurred by councils delivering support to NRPF households.
- Data was last downloaded from NRPF Connect on 13/10/2025

Key

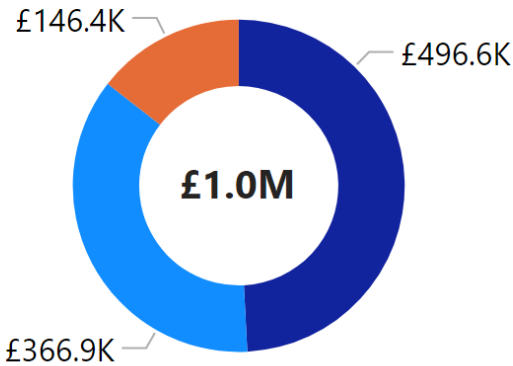
† - Those awaiting a first immigration check have been removed from the summary



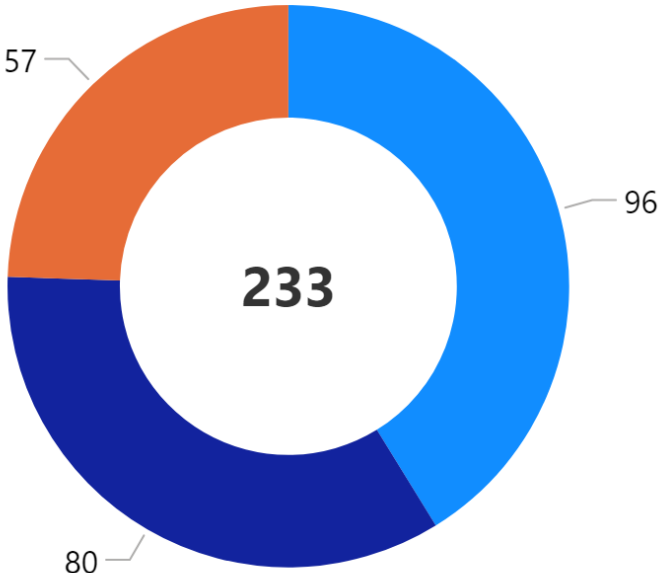
Person Related Costs



Total Quarterly Cost



Property Related Costs



Supported Households

- Families
- Children & Care Leavers
- Adults

8 local authority subscribers

Adults with care and support needs

Local authorities uploading financial data:

4 / 8 subscribers

- Luton
- Norfolk
- Southend on Sea
- Thurrock

Referrals and Supported Households

	Q1	Q2	Q3	Q4
New referrals	42			
New households taken on for support	5			
Supported households closed	8			

Time on support

	Q1	Q2	Q3	Q4
Average number of days on support	1K			
Households supported for 1000 days	26			
1000 day households as % of total	46%			

Support Costs

	Q1	Q2	Q3	Q4
Supported households	57			
Dependents of supported households	15			
Person-related cost	£38.8K			
Property-related cost	£146.4K			
Total quarterly cost	£185.2K			
Average quarterly cost per household	£3.2K			

Immigration Status of Supported Households - Adults with care and support needs

East of England
Data Report - Q1 FY 2025/26

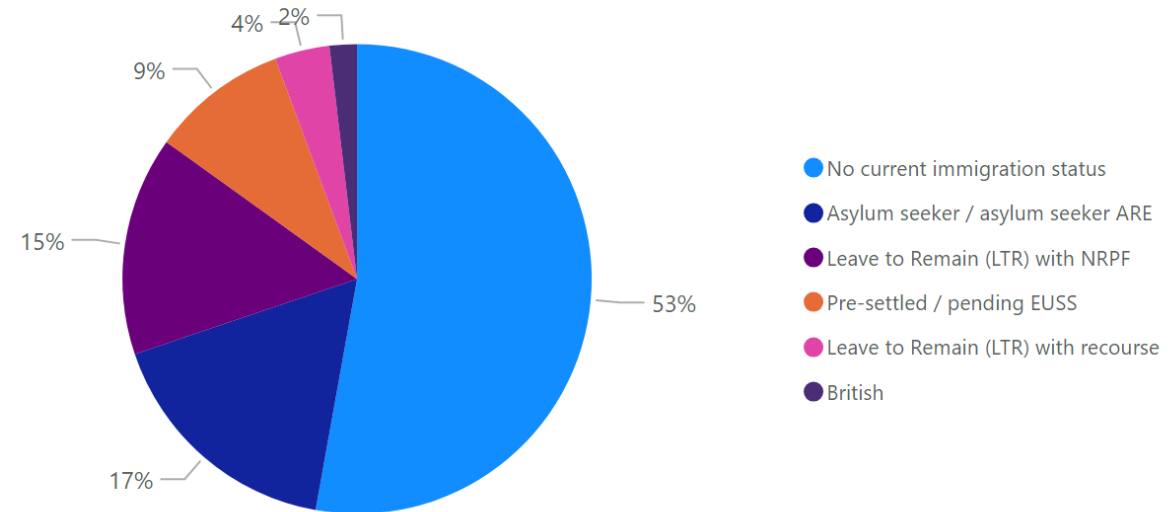
Immigration status - financially supported in Q1

Immigration Status	Immigration Status Group	Count	Percentage
Illegal entrant / Deception - claimed asylum	Asylum seeker / asylum seeker ARE	6	10.53%
Overstay / Breach - claimed asylum	Asylum seeker / asylum seeker ARE	2	3.51%
Port Case	Asylum seeker / asylum seeker ARE	1	1.75%
Awaiting first immigration check	Awaiting first immigration check	4	7.02%
British	British	1	1.75%
Leave to Enter as visitor - NRPF	Leave to Remain (LTR) with NRPF	1	1.75%
Limited leave with NRPF (other)	Leave to Remain (LTR) with NRPF	7	12.28%
Settled status ILR (EUSS)	Leave to Remain (LTR) with recourse	2	3.51%
EEA / family member (resident Dec 20)- unlawfully present	No current immigration status	1	1.75%
EEA national	No current immigration status	1	1.75%
EEA national - no record on HO systems	No current immigration status	1	1.75%
Illegal entrant / Deception - did not claim asylum	No current immigration status	2	3.51%
Overstay / Breach - did not claim asylum	No current immigration status	10	17.54%
Status not confirmed	No current immigration status	13	22.81%
EUSS application submitted in time	Pre-settled / pending EUSS	1	1.75%
EUSS application submitted pre-30 June 2021	Pre-settled / pending EUSS	1	1.75%
Pre-settled status LTR (EUSS)	Pre-settled / pending EUSS	3	5.26%
Total		57	100.00%

Summary of immigration status - supported in Q1†

Immigration Status Group	Count	Percentage
No current immigration status	28	53%
Asylum seeker / asylum seeker ARE	9	17%
Leave to Remain (LTR) with NRPF	8	15%
Pre-settled / pending EUSS	5	9%
Leave to Remain (LTR) with recourse	2	4%
British	1	2%
Total	53	100%

Summary of immigration status - supported in Q1†



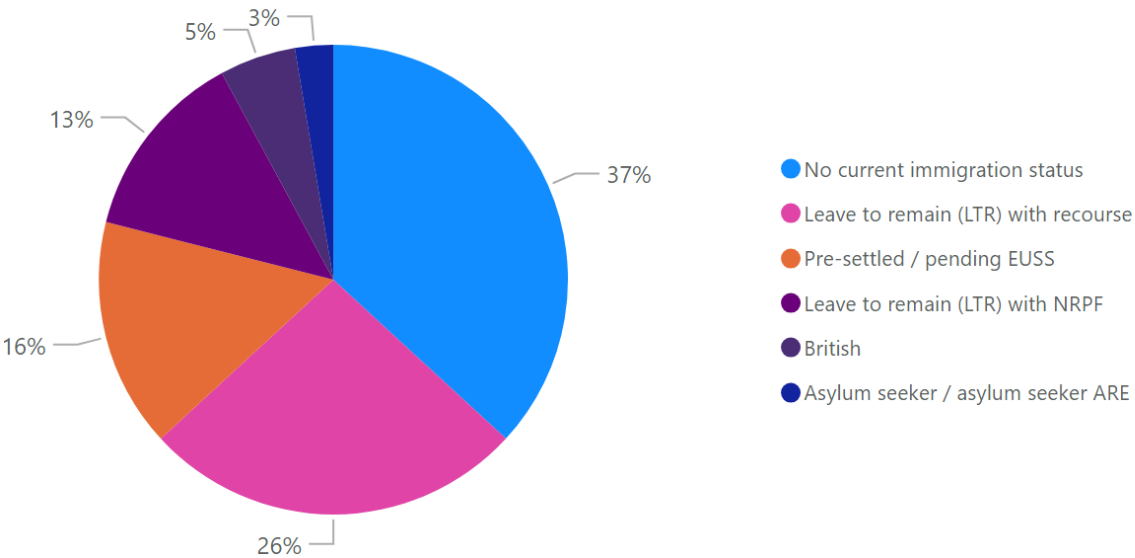
Immigration status - all referrals in Q1

Immigration Status	Immigration Status Groups	Count	Percentage
Port Case	Asylum seeker / asylum seeker ARE	1	2.38%
Awaiting first immigration check	Awaiting first immigration check	4	9.52%
British	British	2	4.76%
Limited leave with NRPF (other)	Leave to remain (LTR) with NRPF	5	11.90%
Humanitarian Protection	Leave to remain (LTR) with recourse	1	2.38%
Indefinite Leave	Leave to remain (LTR) with recourse	3	7.14%
Limited leave with recourse to public funds (other)	Leave to remain (LTR) with recourse	1	2.38%
Settled status ILR (EUSS)	Leave to remain (LTR) with recourse	5	11.90%
Illegal entrant / Deception - did not claim asylum	No current immigration status	1	2.38%
Overstay / Breach - did not claim asylum	No current immigration status	4	9.52%
Status not confirmed	No current immigration status	9	21.43%
EUSS application submitted in time	Pre-settled / pending EUSS	1	2.38%
Pre-settled status LTR (EUSS)	Pre-settled / pending EUSS	5	11.90%
Total		42	100.00%

Immigration status - all referrals in Q1‡

Immigration Status Groups	Count	Percentage
No current immigration status	14	37%
Leave to remain (LTR) with recourse	10	26%
Pre-settled / pending EUSS	6	16%
Leave to remain (LTR) with NRPF	5	13%
British	2	5%
Asylum seeker / asylum seeker ARE	1	3%
Total	38	100%

Immigration status - all referrals in Q1‡



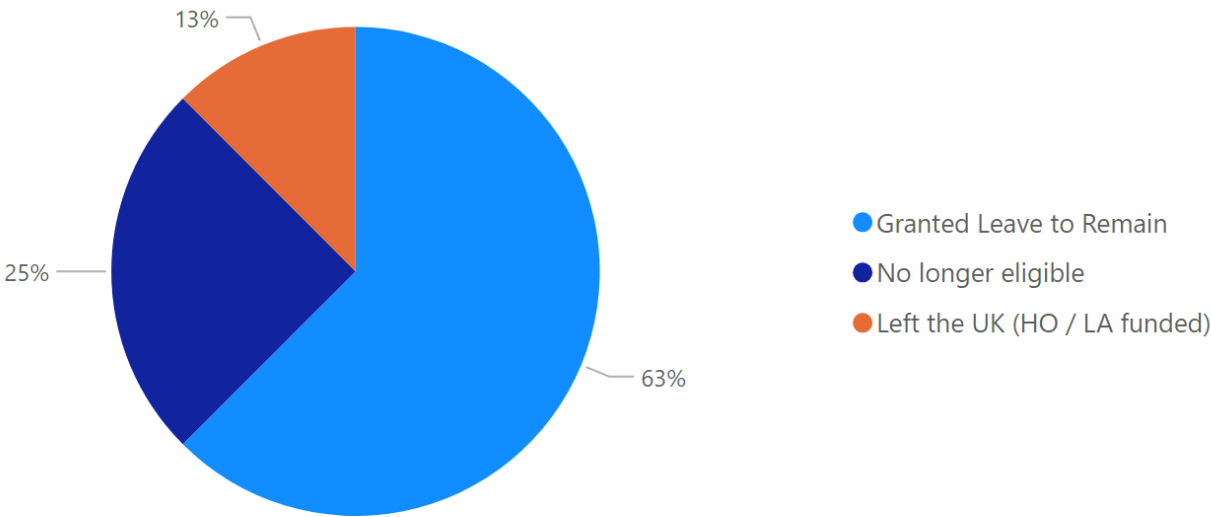
Closure reason - all closures in Q1

Reason for closure	Count	Percentage	Avg days on support
Granted Leave to Remain	5	63%	1375
No longer eligible	2	25%	800
Left the UK (HO / LA funded)	1	13%	2
Total	8	100%	1060

Onward referral for those no longer eligible

Referral	Count	Avg days on support
Referred to borough where ordinary resident	1	1447
Support accessed through friends / family	1	152
Total	2	800

Closure reason - all closures in Q1



Families with Children in Need

Local authorities uploading financial data:

8 / 8 subscribers

Bedford	Essex	Hertfordshire	Luton
Norfolk	Peterborough	Southend on Sea	Thurrock

Referrals and Supported Households

	Q1	Q2	Q3	Q4
New referrals	108			
New households taken on for support	17			
Supported households closed	14			

Time on support

	Q1	Q2	Q3	Q4
Average number of days on support	402			
Households supported for 1000 days	10			
1000 day households as % of total	10%			

Support Costs

	Q1	Q2	Q3	Q4
Supported households	96			
Dependents of supported households	184			
Person-related cost	£86.7K			
Property-related cost	£366.9K			
Total quarterly cost	£453.6K			
Average quarterly cost per household	£4.7K			

Immigration Status of Supported Households - Families

East of England
Data Report - Q1 FY 2025/26

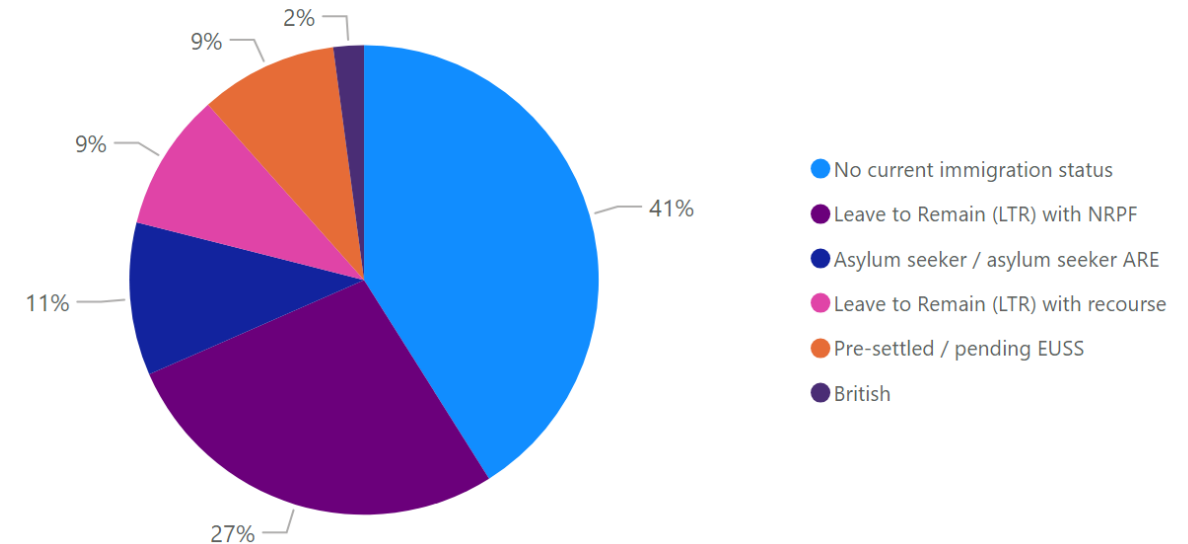
Immigration status - financially supported in Q1

Immigration Status	Immigration Status Group	Count	Percentage
Illegal entrant / Deception - claimed asylum	Asylum seeker / asylum seeker ARE	4	4.17%
In Country Asylum Seeker	Asylum seeker / asylum seeker ARE	1	1.04%
Overstay / Breach - claimed asylum	Asylum seeker / asylum seeker ARE	5	5.21%
Awaiting first immigration check	Awaiting first immigration check	1	1.04%
British	British	2	2.08%
Leave to Enter as visitor - NRPF	Leave to Remain (LTR) with NRPF	1	1.04%
Limited leave with NRPF (10 year route)	Leave to Remain (LTR) with NRPF	2	2.08%
Limited leave with NRPF (other)	Leave to Remain (LTR) with NRPF	23	23.96%
Indefinite Leave	Leave to Remain (LTR) with recourse	2	2.08%
Limited leave with recourse to public funds (10 year route)	Leave to Remain (LTR) with recourse	1	1.04%
Limited leave with recourse to public funds (other)	Leave to Remain (LTR) with recourse	3	3.13%
Refugee Status	Leave to Remain (LTR) with recourse	2	2.08%
Settled status ILR (EUSS)	Leave to Remain (LTR) with recourse	1	1.04%
Illegal entrant / Deception - did not claim asylum	No current immigration status	2	2.08%
Overstay / Breach - did not claim asylum	No current immigration status	26	27.08%
Status not confirmed	No current immigration status	11	11.46%
EUSS application submitted after 30 June 2021	Pre-settled / pending EUSS	1	1.04%
EUSS application submitted in time	Pre-settled / pending EUSS	1	1.04%
Pre-settled status LTR (EUSS)	Pre-settled / pending EUSS	7	7.29%
Total		96	100.00%

Summary of immigration status - supported in Q1†

Immigration Status Group	Count	Percentage
No current immigration status	39	41%
Leave to Remain (LTR) with NRPF	26	27%
Asylum seeker / asylum seeker ARE	10	11%
Leave to Remain (LTR) with recourse	9	9%
Pre-settled / pending EUSS	9	9%
British	2	2%
Total	95	100%

Summary of immigration status - supported in Q1†



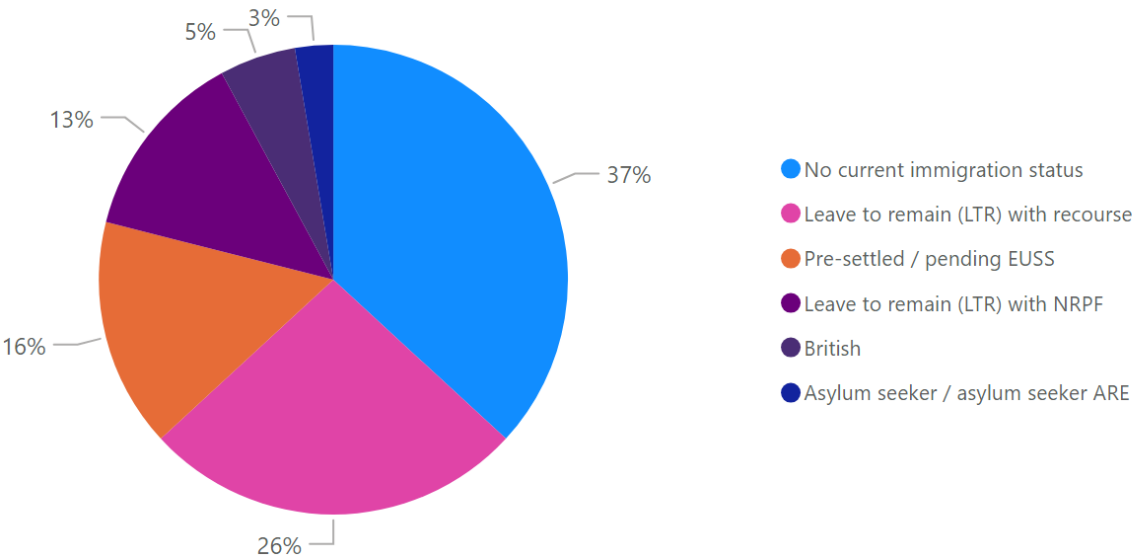
Immigration status - all referrals in Q1

Immigration Status	Immigration Status Group	Count	Percentage
Port Case	Asylum seeker / asylum seeker ARE	1	2.38%
Awaiting first immigration check	Awaiting first immigration check	4	9.52%
British	British	2	4.76%
Limited leave with NRPF (other)	Leave to remain (LTR) with NRPF	5	11.90%
Humanitarian Protection	Leave to remain (LTR) with recourse	1	2.38%
Indefinite Leave	Leave to remain (LTR) with recourse	3	7.14%
Limited leave with recourse to public funds (other)	Leave to remain (LTR) with recourse	1	2.38%
Settled status ILR (EUSS)	Leave to remain (LTR) with recourse	5	11.90%
Illegal entrant / Deception - did not claim asylum	No current immigration status	1	2.38%
Overstay / Breach - did not claim asylum	No current immigration status	4	9.52%
Status not confirmed	No current immigration status	9	21.43%
EUSS application submitted in time	Pre-settled / pending EUSS	1	2.38%
Pre-settled status LTR (EUSS)	Pre-settled / pending EUSS	5	11.90%
Total		42	100.00%

Immigration status - all referrals in Q1‡

Immigration Status Group	Count	Percentage
Asylum seeker / asylum seeker ARE	1	3%
British	2	5%
Leave to remain (LTR) with NRPF	5	13%
Leave to remain (LTR) with recourse	10	26%
No current immigration status	14	37%
Pre-settled / pending EUSS	6	16%
Total	38	100%

Immigration status - all referrals in Q1‡



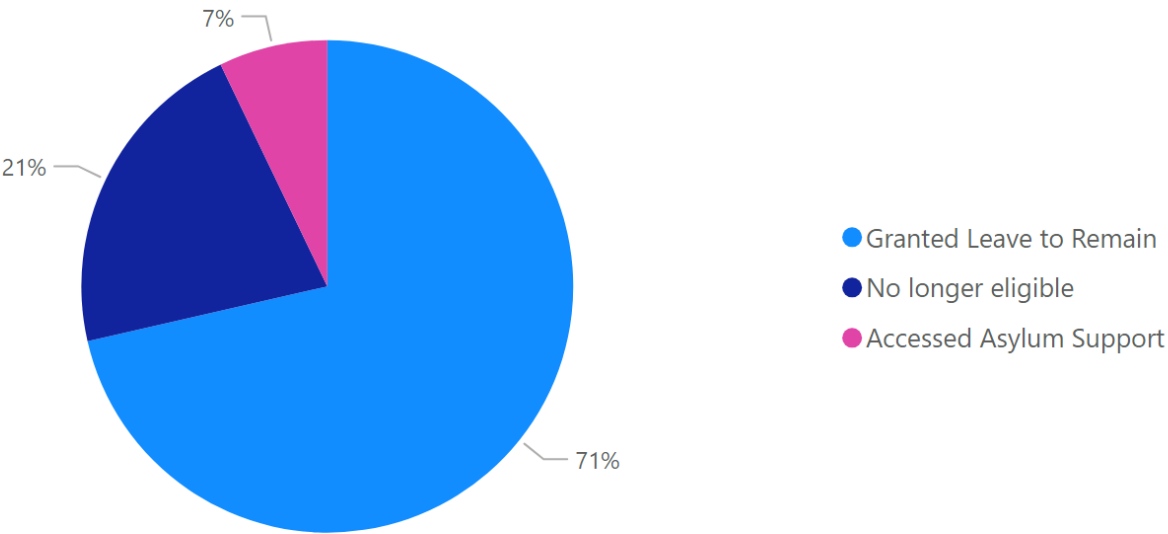
Closure reason - all closures in Q1

Reason for closure	Count	Percentage	Avg days on support
Granted Leave to Remain	10	71%	470
No longer eligible	3	21%	234
Accessed Asylum Support	1	7%	83
Total	14	100%	392

Onward referral for those no longer eligible

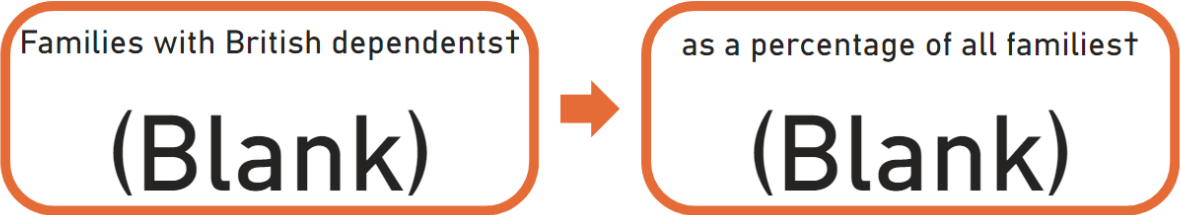
Referral	Count	Avg days on support
Support accessed through friends / family	2	161
Referred to borough where ordinary resident	1	380
Total	3	234

Closure reason - all closures in Q1

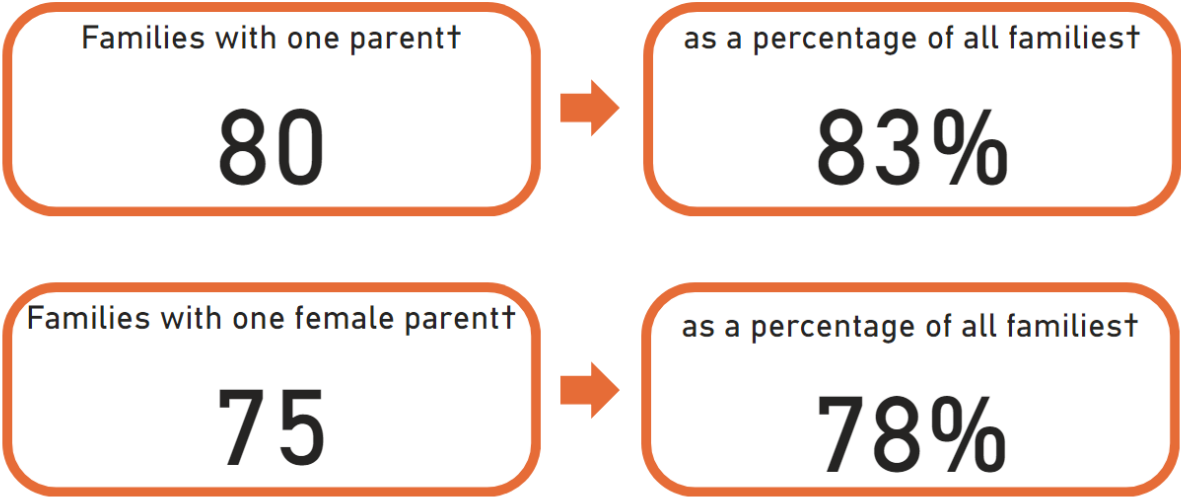


Following requests from our members, we have calculated the following figures:

Families with British Dependents



Single Parent Families



Looked after Children and Care Leavers

Local authorities uploading financial data:

4 / 8 subscribers

Bedford

Essex

Norfolk

Peterborough

Referrals and Supported Households

	Q1	Q2	Q3	Q4
New cases taken on for support	1			
New cases	17			
Cases closed	27			

Open Cases

	Q1	Q2	Q3	Q4
Open cases	328			
Open cases under age of 18	39			
Open cases aged 18-20	184			
Open cases aged 21-24	105			

Support Costs

	Q1	Q2	Q3	Q4
Financially supported cases	79			
Person-related cost	£147K			
Property-related cost	£496.63K			
Total cost	£643.21K			
Average cost per case	£8.14K			

Immigration status - open cases in Q1

Immigration Status	Immigration Status Group	Count	Percentage
Illegal entrant / Deception - claimed asylum	Asylum seeker / asylum seeker ARE	140	42.68%
In Country Asylum Seeker	Asylum seeker / asylum seeker ARE	53	16.16%
Overstayer / Breach - claimed asylum	Asylum seeker / asylum seeker ARE	6	1.83%
Port Case	Asylum seeker / asylum seeker ARE	19	5.79%
Awaiting first immigration check	Awaiting first immigration check	15	4.57%
Limited leave with NRPF (other)	Leave to remain (LTR) with NRPF	3	0.91%
Humanitarian Protection	Leave to remain (LTR) with recourse	3	0.91%
Limited leave with recourse to public funds (other)	Leave to remain (LTR) with recourse	3	0.91%
Refugee Status	Leave to remain (LTR) with recourse	43	13.11%
UASC leave	Leave to remain (LTR) with recourse	5	1.52%
EEA national - no record on HO systems	No current immigration status	1	0.30%
Illegal entrant / Deception - did not claim asylum	No current immigration status	11	3.35%
No record held by Home Office	No current immigration status	12	3.66%
Status not confirmed	No current immigration status	14	4.27%
Total		328	100.00%

Summary of immigration status - open cases in Q1‡

Immigration Status Group	Count	Percentage
Asylum seeker / asylum seeker ARE	218	70%
Leave to remain (LTR) with NRPF	3	1%
Leave to remain (LTR) with recourse	54	17%
No current immigration status	38	12%
Total	313	100%

Summary of immigration status - open cases in Q1‡

