



NRPF Connect Data Report Q1 2025/26

East Midlands

What is the NRPF Connect data report Q1 2025/26?

This data report collates and analyses the data recorded by councils in the East Midlands region using NRPF Connect in the first quarter of the 2025/26 financial year. It provides a summary of referrals made and the support provided by social care services for people with no recourse to public funds (NRPF). The data is used to inform policy recommendations.

What is NRPF Connect?

NRPF Connect is the national database and case management tool for councils to record details of households with NRPF that are being provided with accommodation and/or financial support by social services, hosted by the NRPF Network.

What support is recorded on NRPF Connect?

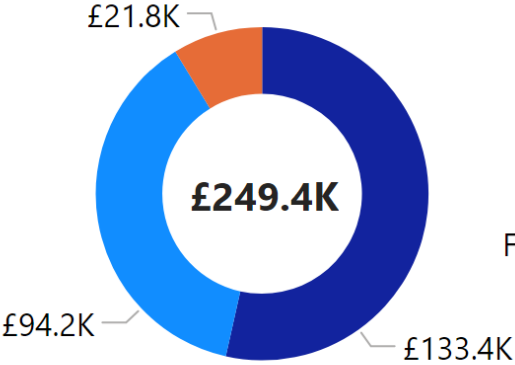
Councils can provide accommodation and financial support to people who are excluded from claiming benefits and mainstream housing assistance when statutory duties are engaged under social care legislation. Local authorities across the UK record the social care services they provide to families, adults with care needs, and care leavers with no recourse to public funds (NRPF). You can read more about NRPF support on the [NRPF Network website](#).

Notes on the data

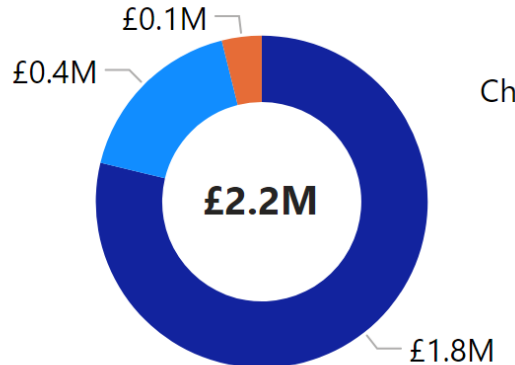
- “Adults” refers to adults with care needs provided with support under S18(1) Care Act 2014, S19(1) Care Act 2014, S12 Social Work (Scotland) Act 1968, P7 Housing Act 1996, S1 Localism Act 2011, or S117 Mental Health Act 1983.
- “Families” refers to families with a child in need with support under S17 Children Act 1989 or S22 Children (Scotland) Act 1995.
- “Children and care leavers” refers to looked after children and young people leaving care supported under Children (Leaving Care) Act 2000, S20 Children Act 1989, S25 Children (Scotland) Act 1995, or S29 & S30 Children (Scotland) Act 1995.
- “Support costs” relate to accommodation and financial support (subsistence) costs only, and do not include staffing or other costs incurred by councils delivering support to NRPF households.
- Data was last downloaded from NRPF Connect on 13/10/2025

Key

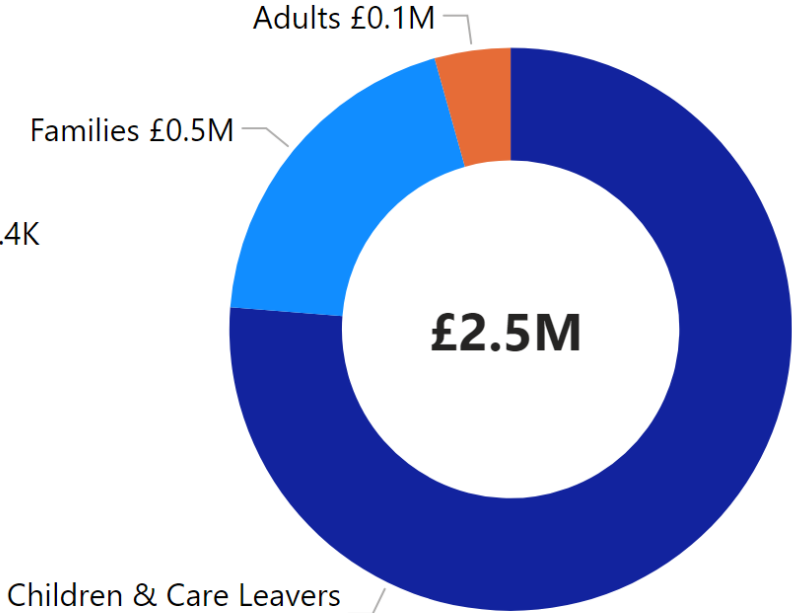
† - Those awaiting a first immigration check have been removed from the summary



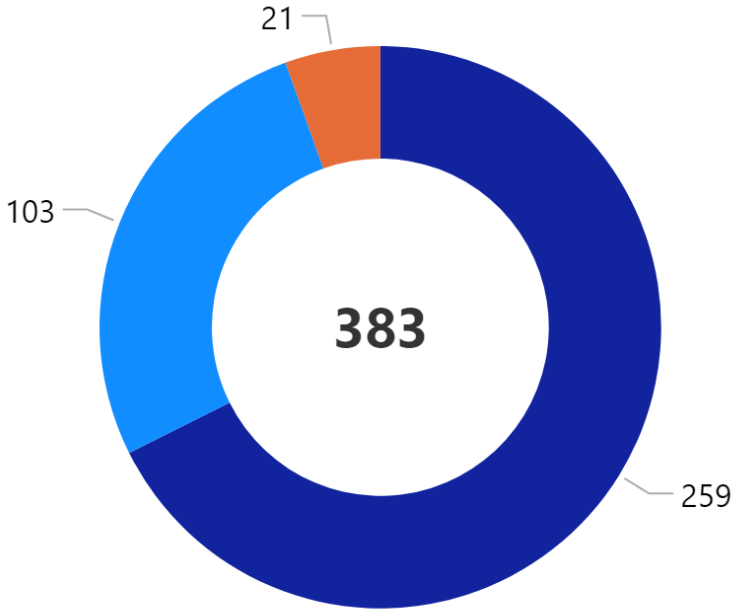
Person Related Costs



Property Related Costs



Total Quarterly Cost



Supported Households

- Families
- Children & Care Leavers
- Adults

5 local authority subscribers

Adults with care and support needs

Local authorities uploading financial data:

2 / 5 subscribers

Derby

Leicester

Referrals and Supported Households

	Q1	Q2	Q3	Q4
New referrals	18			
New households taken on for support	(Blank)			
Supported households closed	2			

Time on support

	Q1	Q2	Q3	Q4
Average number of days on support	1K			
Households supported for 1000 days	8			
1000 day households as % of total	38%			

Support Costs

	Q1	Q2	Q3	Q4
Supported households	21			
Dependents of supported households	0			
Person-related cost	£21.8K			
Property-related cost	£87.2K			
Total quarterly cost	£109.0K			
Average quarterly cost per household	£5.2K			

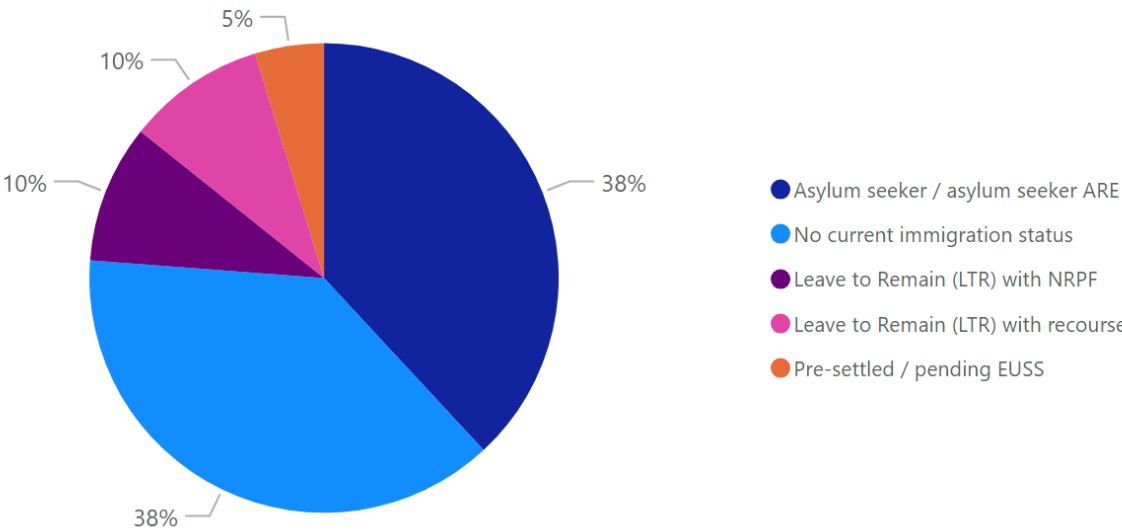
Immigration status - financially supported in Q1

Immigration Status	Immigration Status Group	Count	Percentage
Illegal entrant / Deception - claimed asylum	Asylum seeker / asylum seeker ARE	1	4.76%
Overstayer / Breach - claimed asylum	Asylum seeker / asylum seeker ARE	5	23.81%
Port Case	Asylum seeker / asylum seeker ARE	2	9.52%
Limited leave with NRPF (other)	Leave to Remain (LTR) with NRPF	2	9.52%
Discretionary Leave (DL) - other	Leave to Remain (LTR) with recourse	1	4.76%
Settled status ILR (EUSS)	Leave to Remain (LTR) with recourse	1	4.76%
Illegal entrant / Deception - did not claim asylum	No current immigration status	1	4.76%
Overstayer / Breach - did not claim asylum	No current immigration status	5	23.81%
Status not confirmed	No current immigration status	2	9.52%
Pre-settled status LTR (EUSS)	Pre-settled / pending EUSS	1	4.76%
Total		21	100.00%

Summary of immigration status - supported in Q1‡

Immigration Status Group	Count	Percentage
Asylum seeker / asylum seeker ARE	8	38%
No current immigration status	8	38%
Leave to Remain (LTR) with NRPF	2	10%
Leave to Remain (LTR) with recourse	2	10%
Pre-settled / pending EUSS	1	5%
Total	21	100%

Summary of immigration status - supported in Q1‡



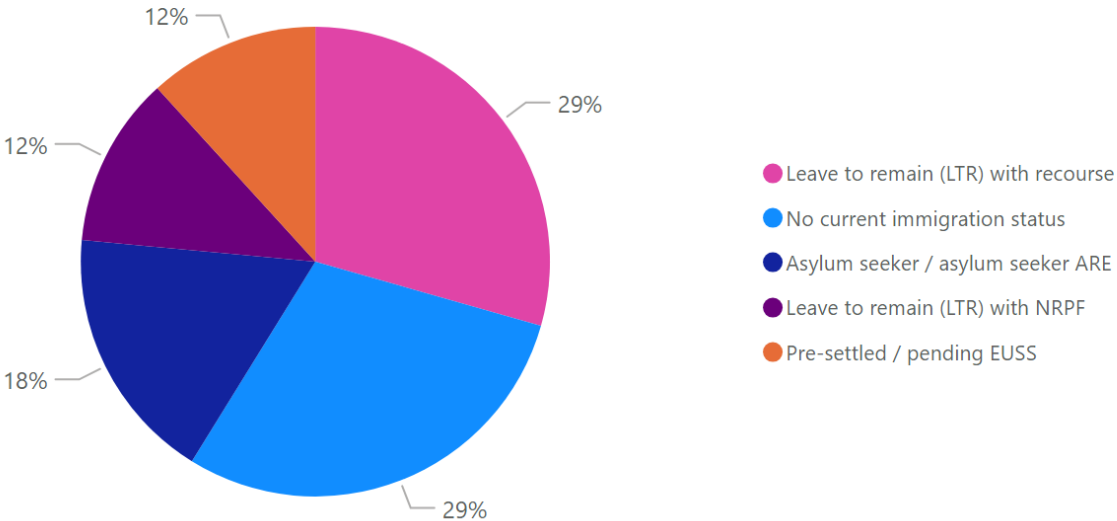
Immigration status - all referrals in Q1

Immigration Status	Immigration Status Groups	Count	Percentage
Overstayer / Breach - claimed asylum	Asylum seeker / asylum seeker ARE	3	16.67%
Awaiting first immigration check	Awaiting first immigration check	1	5.56%
Limited leave with NRPF (other)	Leave to remain (LTR) with NRPF	2	11.11%
Indefinite Leave	Leave to remain (LTR) with recourse	2	11.11%
Limited leave with recourse to public funds (other)	Leave to remain (LTR) with recourse	1	5.56%
Refugee Status	Leave to remain (LTR) with recourse	1	5.56%
Settled status ILR (EUSS)	Leave to remain (LTR) with recourse	1	5.56%
Status not confirmed	No current immigration status	5	27.78%
Pre-settled status LTR (EUSS)	Pre-settled / pending EUSS	2	11.11%
Total		18	100.00%

Immigration status - all referrals in Q1‡

Immigration Status Groups	Count	Percentage
Leave to remain (LTR) with recourse	5	29%
No current immigration status	5	29%
Asylum seeker / asylum seeker ARE	3	18%
Leave to remain (LTR) with NRPF	2	12%
Pre-settled / pending EUSS	2	12%
Total	17	100%

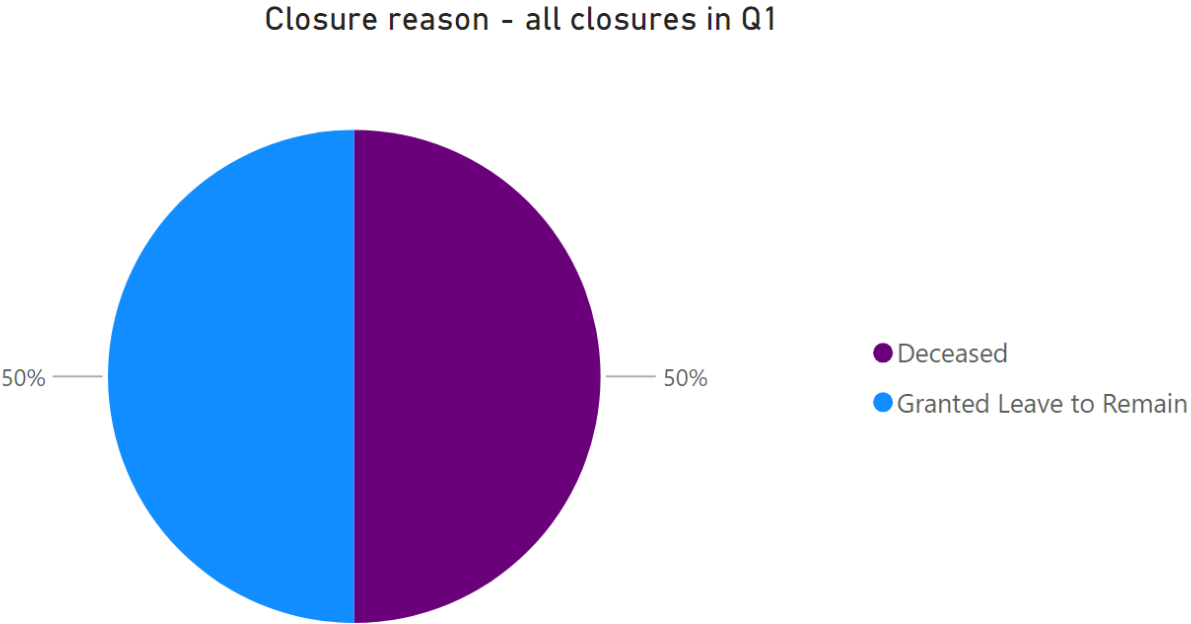
Immigration status - all referrals in Q1‡



Case Closure Reasons - Adults with care and support needs

Closure reason - all closures in Q1			
Reason for closure	Count	Percentage	Avg days on support
Deceased	1	50%	372
Granted Leave to Remain	1	50%	53
Total	2	100%	213

Onward referral for those no longer eligible		
Referral	Count	Avg days on support



Families with Children in Need

Local authorities uploading financial data:

5 / 5 subscribers

Derby

Leicester

Northamptonshire

Nottingham

Nottinghamshire

Referrals and Supported Households

	Q1	Q2	Q3	Q4
New referrals	69			
New households taken on for support	24			
Supported households closed	11			

Time on support

	Q1	Q2	Q3	Q4
Average number of days on support	428			
Households supported for 1000 days	13			
1000 day households as % of total	13%			

Support Costs

	Q1	Q2	Q3	Q4
Supported households	103			
Dependents of supported households	188			
Person-related cost	£94.2K			
Property-related cost	£390.0K			
Total quarterly cost	£484.1K			
Average quarterly cost per household	£4.7K			

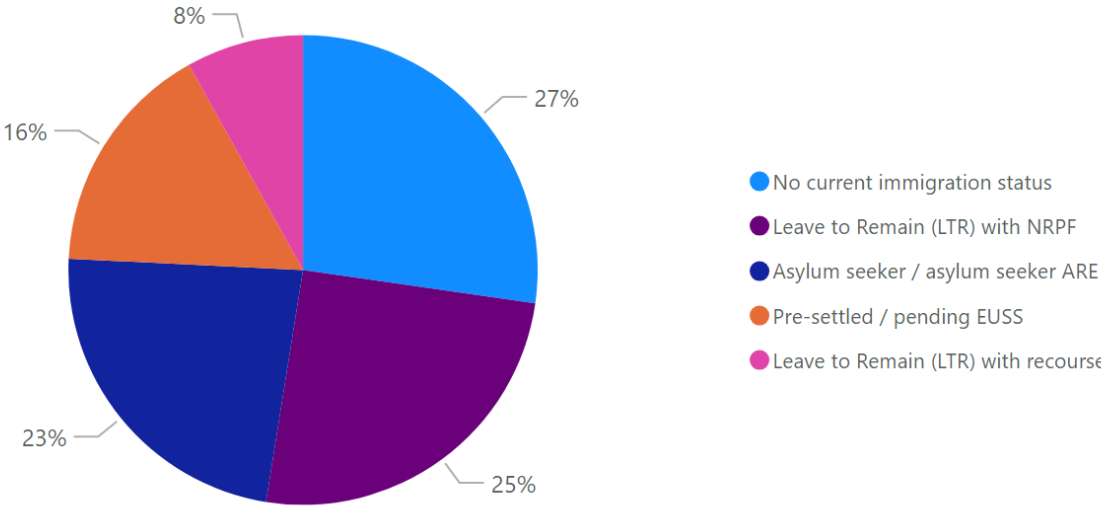
Immigration status - financially supported in Q1

Immigration Status	Immigration Status Group	Count	Percentage
Illegal entrant / Deception - claimed asylum	Asylum seeker / asylum seeker ARE	12	11.65%
In Country Asylum Seeker	Asylum seeker / asylum seeker ARE	3	2.91%
Overstayer / Breach - claimed asylum	Asylum seeker / asylum seeker ARE	5	4.85%
Port Case	Asylum seeker / asylum seeker ARE	3	2.91%
Awaiting first immigration check	Awaiting first immigration check	4	3.88%
Limited leave with NRPF (10 year route)	Leave to Remain (LTR) with NRPF	2	1.94%
Limited leave with NRPF (other)	Leave to Remain (LTR) with NRPF	23	22.33%
Indefinite Leave	Leave to Remain (LTR) with recourse	1	0.97%
Limited leave with recourse to public funds (following COC)	Leave to Remain (LTR) with recourse	1	0.97%
Limited leave with recourse to public funds (other)	Leave to Remain (LTR) with recourse	5	4.85%
Settled status ILR (EUSS)	Leave to Remain (LTR) with recourse	1	0.97%
Illegal entrant / Deception - did not claim asylum	No current immigration status	1	0.97%
Overstayer / Breach - did not claim asylum	No current immigration status	23	22.33%
Status not confirmed	No current immigration status	3	2.91%
EUSS application submitted in time	Pre-settled / pending EUSS	1	0.97%
Pre-settled status LTR (EUSS)	Pre-settled / pending EUSS	15	14.56%
Total		103	100.00%

Summary of immigration status - supported in Q1‡

Immigration Status Group	Count	Percentage
No current immigration status	27	27%
Leave to Remain (LTR) with NRPF	25	25%
Asylum seeker / asylum seeker ARE	23	23%
Pre-settled / pending EUSS	16	16%
Leave to Remain (LTR) with recourse	8	8%
Total	99	100%

Summary of immigration status - supported in Q1‡



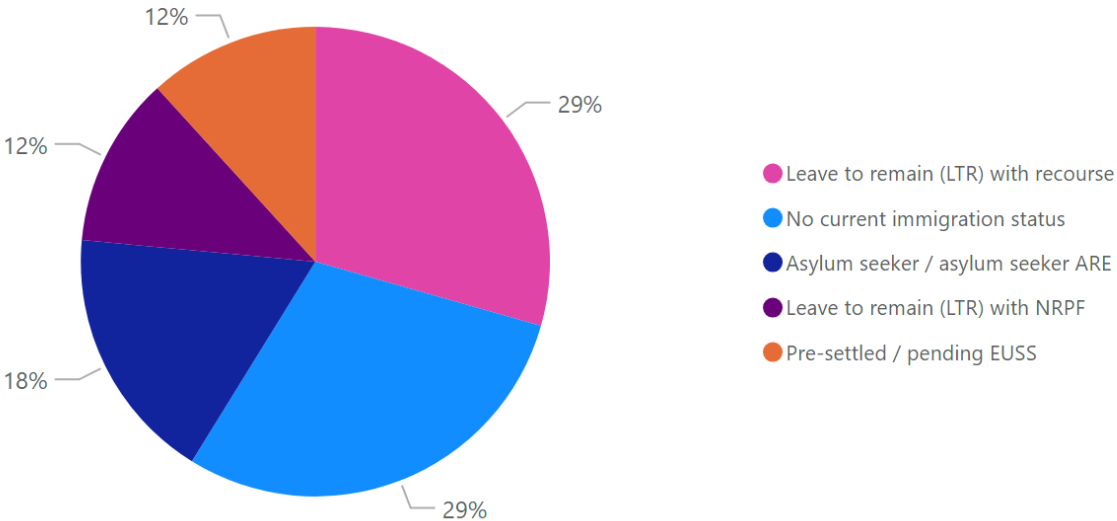
Immigration status - all referrals in Q1

Immigration Status	Immigration Status Group	Count	Percentage
Overstayer / Breach - claimed asylum	Asylum seeker / asylum seeker ARE	3	16.67%
Awaiting first immigration check	Awaiting first immigration check	1	5.56%
Limited leave with NRPF (other)	Leave to remain (LTR) with NRPF	2	11.11%
Indefinite Leave	Leave to remain (LTR) with recourse	2	11.11%
Limited leave with recourse to public funds (other)	Leave to remain (LTR) with recourse	1	5.56%
Refugee Status	Leave to remain (LTR) with recourse	1	5.56%
Settled status ILR (EUSS)	Leave to remain (LTR) with recourse	1	5.56%
Status not confirmed	No current immigration status	5	27.78%
Pre-settled status LTR (EUSS)	Pre-settled / pending EUSS	2	11.11%
Total		18	100.00%

Immigration status - all referrals in Q1‡

Immigration Status Group	Count	Percentage
Asylum seeker / asylum seeker ARE	3	18%
Leave to remain (LTR) with NRPF	2	12%
Leave to remain (LTR) with recourse	5	29%
No current immigration status	5	29%
Pre-settled / pending EUSS	2	12%
Total	17	100%

Immigration status - all referrals in Q1‡



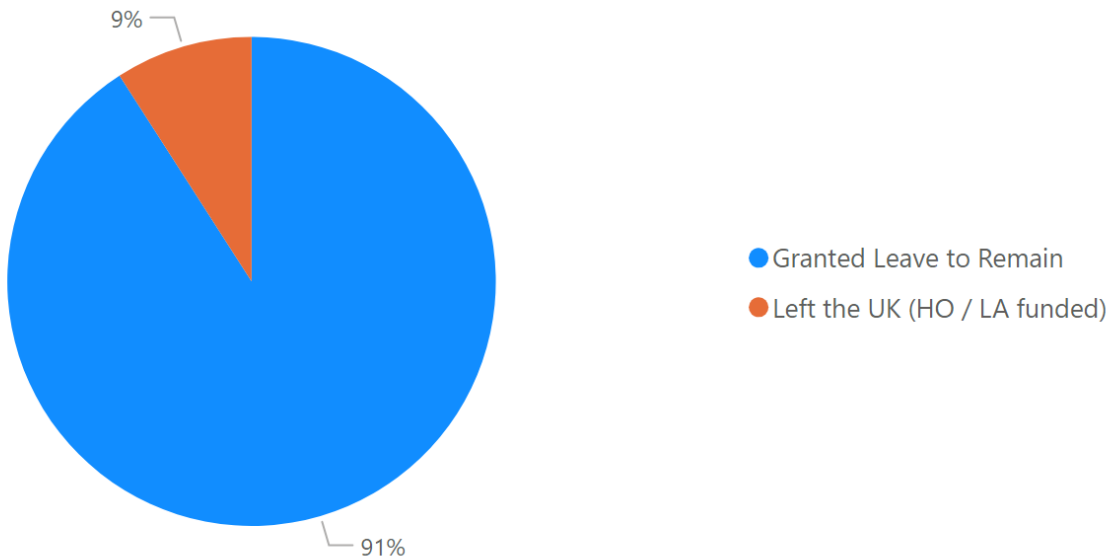
Closure reason - all closures in Q1

Reason for closure	Count	Percentage	Avg days on support
Granted Leave to Remain	10	91%	466
Left the UK (HO / LA funded)	1	9%	1019
Total	11	100%	516

Onward referral for those no longer eligible

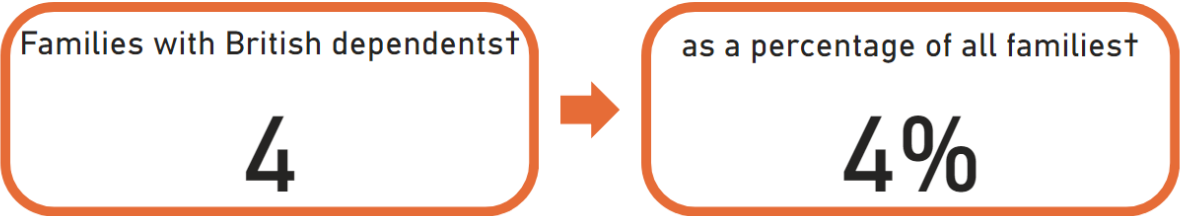
Referral	Count	Avg days on support
----------	-------	---------------------

Closure reason - all closures in Q1

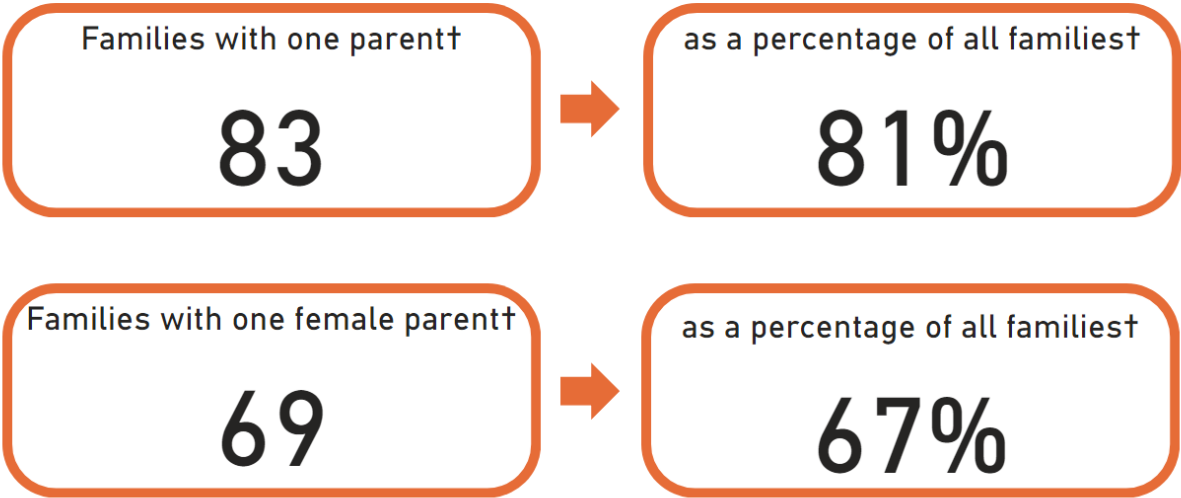


Following requests from our members, we have calculated the following figures:

Families with British Dependents



Single Parent Families



Looked after Children and Care Leavers

Local authorities uploading financial data:

4 / 5 subscribers

Leicester

Northamptonshire

Nottingham

Nottinghamshire

Referrals and Supported Households

	Q1	Q2	Q3	Q4
New cases taken on for support	12			
New cases	21			
Cases closed	1			

Open Cases

	Q1	Q2	Q3	Q4
Open cases	608			
Open cases under age of 18	153			
Open cases aged 18-20	333			
Open cases aged 21-24	122			

Support Costs

	Q1	Q2	Q3	Q4
Financially supported cases	255			
Person-related cost	£131K			
Property-related cost	£1.76M			
Total cost	£1.89M			
Average cost per case	£7.41K			

Immigration Status of Supported Households - Children and Care Leavers

East Midlands
Data Report - Q1 FY 2025/26

Immigration status - open cases in Q1

Immigration Status	Immigration Status Group	Count	Percentage
Illegal entrant / Deception - claimed asylum	Asylum seeker / asylum seeker ARE	313	51.48%
In Country Asylum Seeker	Asylum seeker / asylum seeker ARE	46	7.57%
Overstayer / Breach - claimed asylum	Asylum seeker / asylum seeker ARE	6	0.99%
Port Case	Asylum seeker / asylum seeker ARE	39	6.41%
Awaiting first immigration check	Awaiting first immigration check	20	3.29%
Leave to Enter as visitor - NRPF	Leave to remain (LTR) with NRPF	1	0.16%
Limited leave with NRPF (10 year route)	Leave to remain (LTR) with NRPF	1	0.16%
Limited leave with NRPF (other)	Leave to remain (LTR) with NRPF	2	0.33%
Indefinite Leave	Leave to remain (LTR) with recourse	2	0.33%
Limited leave with recourse to public funds (10 year route)	Leave to remain (LTR) with recourse	1	0.16%
Limited leave with recourse to public funds (other)	Leave to remain (LTR) with recourse	4	0.66%
Refugee Status	Leave to remain (LTR) with recourse	11	1.81%
Settled status ILR (EUSS)	Leave to remain (LTR) with recourse	2	0.33%
UASC leave	Leave to remain (LTR) with recourse	3	0.49%
EEA national	No current immigration status	1	0.16%
Illegal entrant / Deception - did not claim asylum	No current immigration status	23	3.78%
No record held by Home Office	No current immigration status	11	1.81%
Overstayer / Breach - did not claim asylum	No current immigration status	2	0.33%
Status not confirmed	No current immigration status	118	19.41%
Family member of EEA national	Pre-settled / pending EUSS	1	0.16%
Pre-settled status LTR (EUSS)	Pre-settled / pending EUSS	1	0.16%
Total		608	100.00%

Summary of immigration status - open cases in Q1‡

Immigration Status Group	Count	Percentage
Asylum seeker / asylum seeker ARE	404	69%
Leave to remain (LTR) with NRPF	4	1%
Leave to remain (LTR) with recourse	23	4%
No current immigration status	155	26%
Pre-settled / pending EUSS	2	0%
Total	588	100%

Summary of immigration status - open cases in Q1‡

