



NRPF Connect Data Report 2023/24

UK Data Report

What is the NRPF Connect data report 2023/24?

This data report collates and analyses the data recorded by councils in England and Scotland using NRPF Connect in the 2023/24 financial year. It provides a snapshot of referrals made and the support provided by social care services around the UK for people with no recourse to public funds (NRPF). The data is used to inform policy recommendations.

What is NRPF Connect?

NRPF Connect is the national database and case management tool for councils to record details of households with NRPF that are being provided with accommodation and/or financial support by social services, hosted by the NRPF Network.

What support is recorded on NRPF Connect?

Councils can provide accommodation and financial support to people who are excluded from claiming benefits and mainstream housing assistance when statutory duties are engaged under social care legislation. Local authorities across the UK record the social care services they provide to families, adults with care needs, and care leavers with no recourse to public funds (NRPF). You can read more about NRPF support on the [NRPF Network website](#).

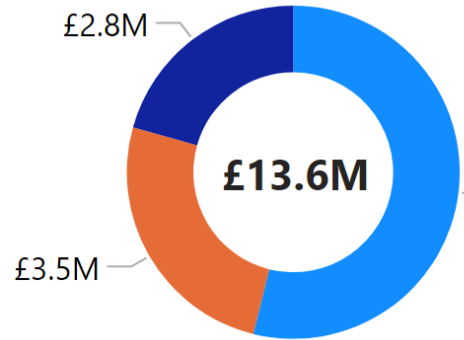
Notes on the data

- "Adults" refers to adults with care needs provided with support under S18(1) Care Act 2014, S19(1) Care Act 2014, S12 Social Work (Scotland) Act 1968, P7 Housing Act 1996, S1 Localism Act 2011, or S117 Mental Health Act 1983.
- "Families" refers to families with a child in need with support under S17 Children Act 1989 or S22 Children (Scotland) Act 1995.
- "Children and care leavers" refers to looked after children and young people leaving care supported under Children (Leaving Care) Act 2000, S20 Children Act 1989, S25 Children (Scotland) Act 1995, or S29 & S30 Children (Scotland) Act 1995.
- "Support costs" relate to accommodation and financial support (subsistence) costs only, and do not include staffing or other costs incurred by councils delivering support to NRPF households.
- Data was last downloaded from NRPF Connect on 05/12/2023

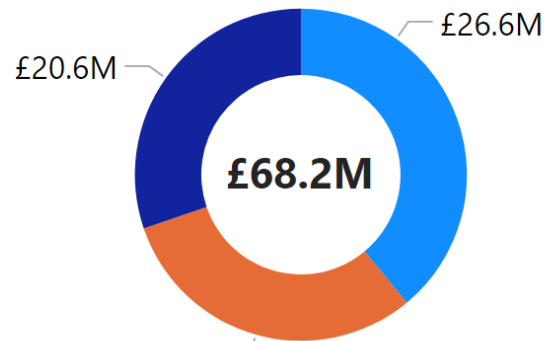
Key

- * - Weekly cost at end of quarter/year x 52
- † - For supported cases open at end of quarter/year
- ‡ - Those awaiting a first immigration check have been removed from the summary

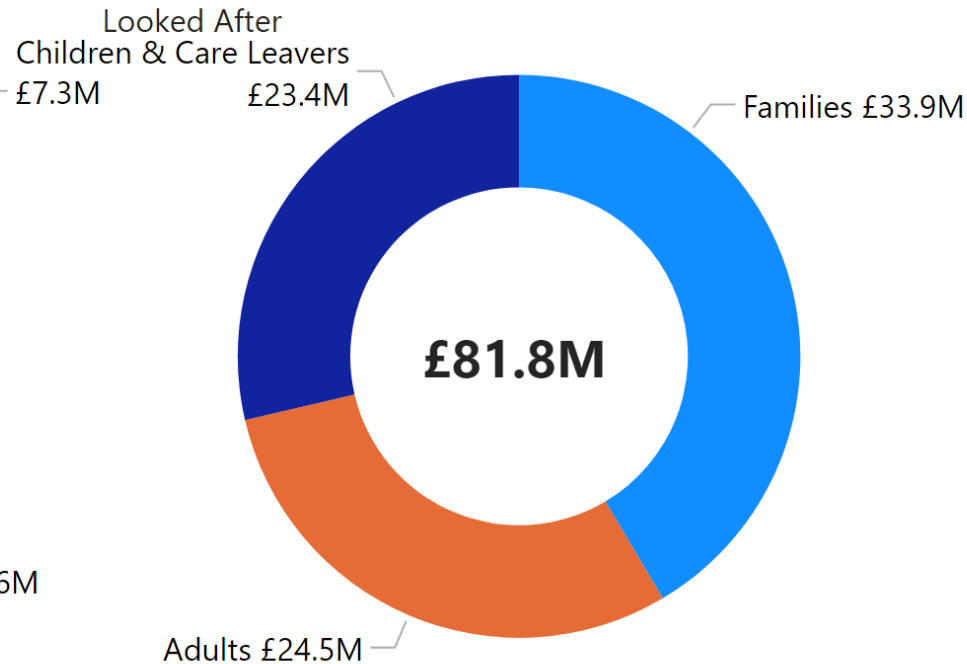
↑ - changes from 2022/23 data report



Person Related Costs

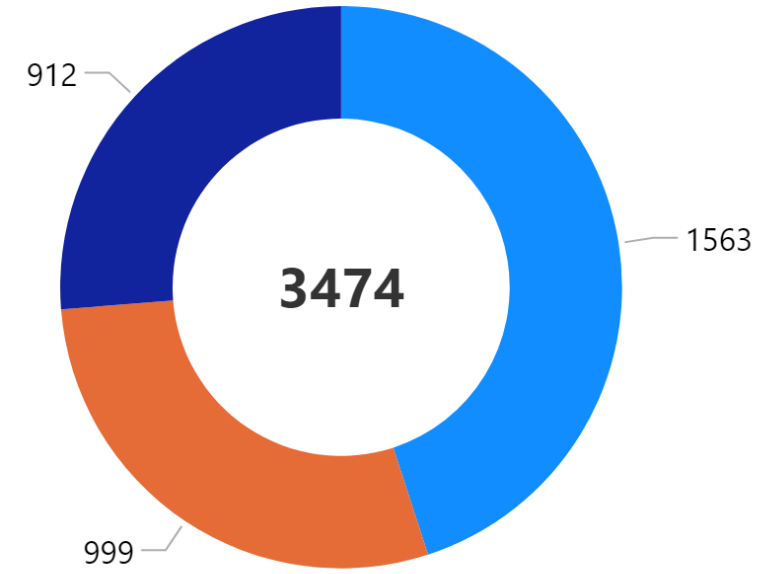


Property Related Costs



Total Annual Cost*

+5% increase from 2022/23



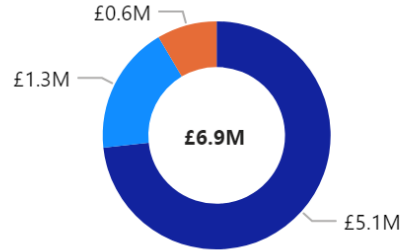
Supported Households[†]

- Families
- Children & Care Leavers
- Adults

85 local authority subscribers

Geographical Breakdown

East Midlands

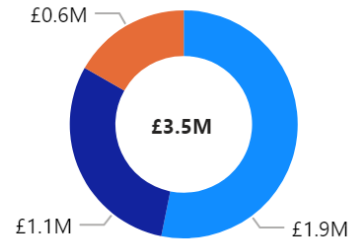


243 Supported Households[†] **455** Referrals

Supported Households[†] Referrals

5 local authorities

East of England

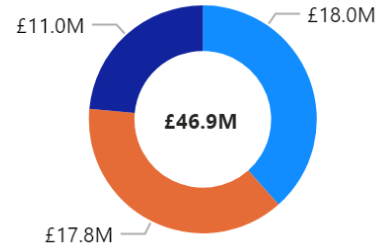


168 Supported Households[†] **690** Referrals

Supported Households[†] Referrals

7 local authorities

Greater London

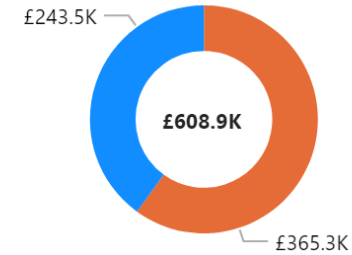


1909 Supported Households[†] **3107** Referrals

Supported Households[†] Referrals

30 local authorities

North East

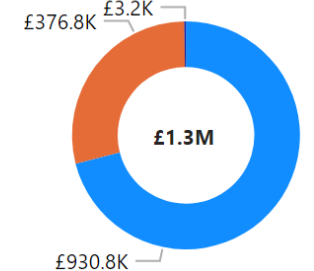


26 Supported Households[†] **64** Referrals

Supported Households[†] Referrals

4 local authorities

North West

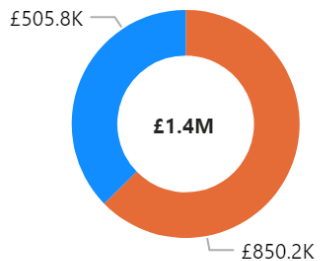


64 Supported Households[†] **331** Referrals

Supported Households[†] Referrals

6 local authorities

Scotland

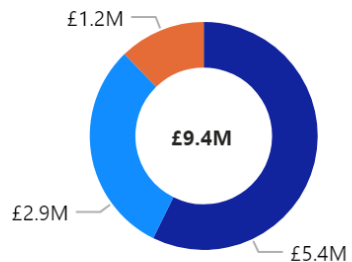


97 Supported Households[†] **120** Referrals

Supported Households[†] Referrals

3 local authorities

South East

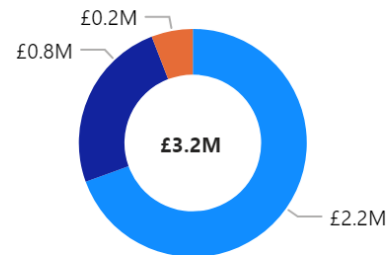


457 Supported Households[†] **641** Referrals

Supported Households[†] Referrals

14 local authorities

South West

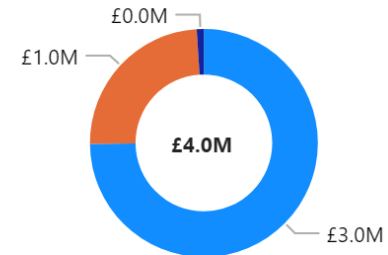


150 Supported Households[†] **260** Referrals

Supported Households[†] Referrals

3 local authorities

West Midlands

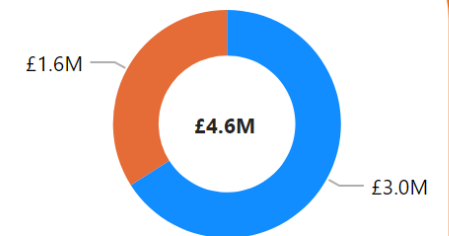


168 Supported Households[†] **484** Referrals

Supported Households[†] Referrals

10 local authorities

Yorkshire & the Humber



192 Supported Households[†] **465** Referrals

Supported Households[†] Referrals

4 local authorities

Adults with care and support needs

Local authorities uploading financial data:

59/85 subscribers

| | | |
|---------------------|---------------------|--------------------|
| Barking and Dage... | Barnet | Bexley |
| Birmingham | Bradford | Brighton and Hove |
| Bristol | Camden | Coventry |
| Croydon | Derby | Durham |
| Ealing | East Sussex | Edinburgh |
| Enfield | Gateshead | Glasgow |
| Greenwich | Hackney | Hammersmith and... |
| Hampshire | Haringey | Havering |
| Hertfordshire | Hillingdon | Hounslow |
| Islington | Kensington and C... | Kent |
| Kirklees | Lambeth | Lancashire |
| Leicester | Lewisham | Luton |
| Manchester | Merton | Middlesbrough |
| Milton Keynes | Newcastle | Newham |
| Norfolk | Redbridge | Rochdale |
| Salford | Sheffield | Slough |
| Southampton | Southend on Sea | Southwark |
| Stoke | Surrey | Thurrock |
| Tower Hamlets | Walsall | Wandsworth |
| Westminster | Wolverhampton | |

Referrals and Supported Households

| | Q1 | Q2 | Q3 | Q4 | Total |
|-------------------------------------|-----|-----|-----|-----|-------|
| New referrals | 570 | 573 | 623 | 642 | 2408 |
| New households taken on for support | 171 | 156 | 122 | 114 | 563 |
| Supported households closed | 155 | 159 | 137 | 114 | 565 |

Time on support

| | Q1 | Q2 | Q3 | Q4 |
|-------------------------------------|-----|-----|-----|-----|
| Average number of days on support† | 866 | 887 | 913 | 949 |
| Households supported for 1000 days† | 271 | 282 | 299 | 322 |
| 1000 day households as % of total† | 27% | 28% | 30% | 32% |

Support Costs

| | Q1 | Q2 | Q3 | Q4 |
|-------------------------------------|--------|--------|--------|--------|
| Supported households† | 1015 | 1012 | 997 | 999 |
| Dependents of supported households† | 113 | 107 | 99 | 95 |
| Annual person-related cost†* | £4.2M | £4.4M | £3.5M | £3.5M |
| Annual property-related cost†* | £22.2M | £21.9M | £20.8M | £21.0M |
| Total annual cost†* | £26.4M | £26.3M | £24.3M | £24.5M |
| Average annual cost per household†* | £26.6K | £26.0K | £24.4K | £24.5K |

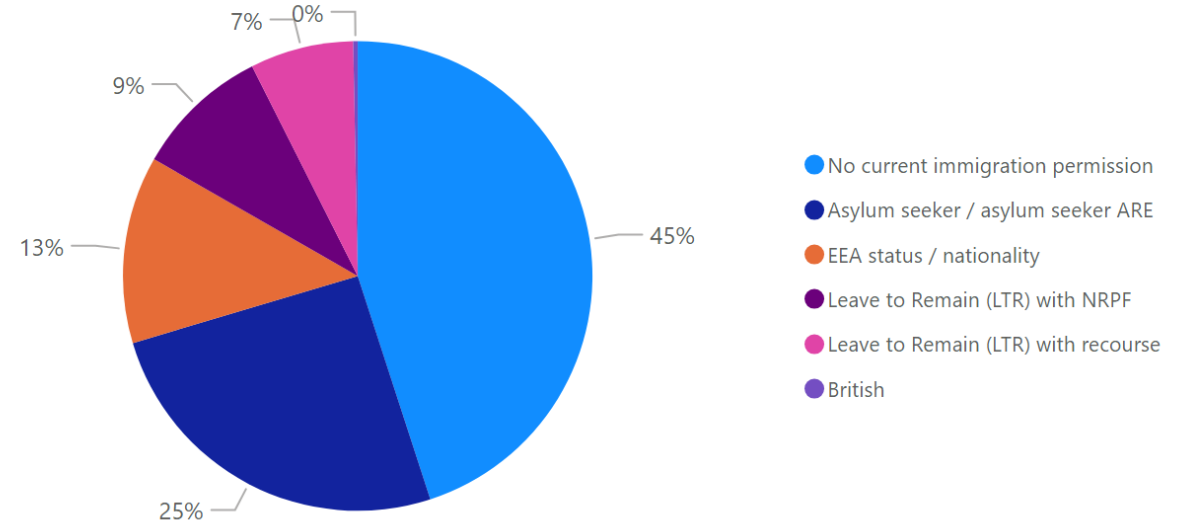
Immigration status - financially supported as end Q4

| Immigration Status | Immigration Status Groups | Count | Percentage |
|---|---|------------|----------------|
| Illegal entrant / Deception - claimed asylum | Asylum seeker / asylum seeker ARE | 106 | 10.65% |
| In Country Asylum Seeker | Asylum seeker / asylum seeker ARE | 13 | 1.31% |
| Overstayer / Breach - claimed asylum | Asylum seeker / asylum seeker ARE | 110 | 11.06% |
| Port Case | Asylum seeker / asylum seeker ARE | 17 | 1.71% |
| Awaiting first immigration check | Awaiting first immigration status check | 26 | 2.61% |
| British | British | 3 | 0.30% |
| EEA / family member (resident Dec 20)- unlawfully present | EEA status / nationality | 20 | 2.01% |
| EEA family permit | EEA status / nationality | 2 | 0.20% |
| EEA national | EEA status / nationality | 2 | 0.20% |
| EEA national - no record on HO systems | EEA status / nationality | 3 | 0.30% |
| EEA National / Dependant | EEA status / nationality | 1 | 0.10% |
| EUSS application submitted after 30 June 2021 | EEA status / nationality | 4 | 0.40% |
| EUSS application submitted in time | EEA status / nationality | 2 | 0.20% |
| EUSS application submitted out of time | EEA status / nationality | 2 | 0.20% |
| EUSS application submitted pre-30 June 2021 | EEA status / nationality | 14 | 1.41% |
| Pre-settled status LTR (EUSS) | EEA status / nationality | 68 | 6.83% |
| Settled status ILR (EUSS) | EEA status / nationality | 7 | 0.70% |
| Hong Kong BN(O) Visa | Leave to Remain (LTR) with NRPF | 1 | 0.10% |
| Leave to Enter as visitor - NRPF | Leave to Remain (LTR) with NRPF | 17 | 1.71% |
| Limited leave with NRPF (10 year route) | Leave to Remain (LTR) with NRPF | 14 | 1.41% |
| Limited leave with NRPF (other) | Leave to Remain (LTR) with NRPF | 58 | 5.83% |
| DDV Concession | Leave to Remain (LTR) with recourse | 7 | 0.70% |
| Discretionary Leave (DL) - other | Leave to Remain (LTR) with recourse | 6 | 0.60% |
| Humanitarian Protection | Leave to Remain (LTR) with recourse | 2 | 0.20% |
| Indefinite Leave | Leave to Remain (LTR) with recourse | 5 | 0.50% |
| Limited leave with recourse to public funds (10 year route) | Leave to Remain (LTR) with recourse | 22 | 2.21% |
| Limited leave with recourse to public funds (following COC) | Leave to Remain (LTR) with recourse | 4 | 0.40% |
| Limited leave with recourse to public funds (other) | Leave to Remain (LTR) with recourse | 12 | 1.21% |
| Refugee Status | Leave to Remain (LTR) with recourse | 11 | 1.11% |
| Illegal entrant / Deception - did not claim asylum | No current immigration permission | 50 | 5.03% |
| No record held by Home Office | No current immigration permission | 6 | 0.60% |
| Overstayer / Breach - did not claim asylum | No current immigration permission | 280 | 28.14% |
| Status not confirmed | No current immigration permission | 100 | 10.05% |
| Total | | 995 | 100.00% |

Summary of immigration status - supported as end Q4‡

| Immigration Status Groups | Count | Percentage |
|-------------------------------------|------------|----------------|
| Asylum seeker / asylum seeker ARE | 246 | 25.39% |
| British | 3 | 0.31% |
| EEA status / nationality | 125 | 12.90% |
| Leave to Remain (LTR) with NRPF | 90 | 9.29% |
| Leave to Remain (LTR) with recourse | 69 | 7.12% |
| No current immigration permission | 436 | 44.99% |
| Total | 969 | 100.00% |

Summary of immigration status - supported as end Q4‡



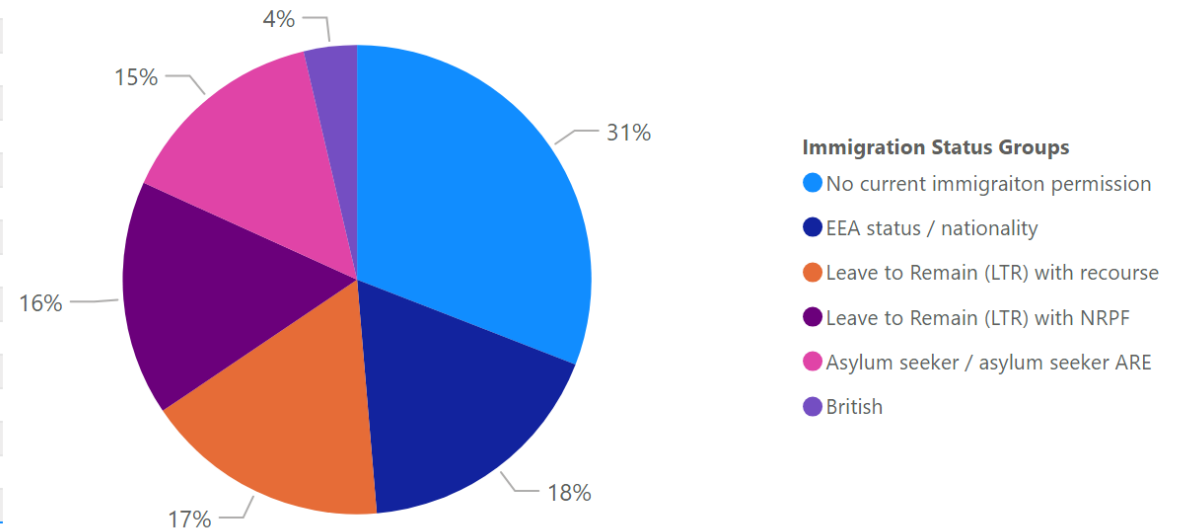
Immigration status - all referrals for the year

| Immigration Status | Immigration Status Groups | Count | Percentage |
|---|---|-------------|----------------|
| Illegal entrant / Deception - claimed asylum | Asylum seeker / asylum seeker ARE | 162 | 6.73% |
| In Country Asylum Seeker | Asylum seeker / asylum seeker ARE | 34 | 1.41% |
| Overstayer / Breach - claimed asylum | Asylum seeker / asylum seeker ARE | 117 | 4.86% |
| Port Case | Asylum seeker / asylum seeker ARE | 28 | 1.16% |
| Awaiting first immigration check | Awaiting first immigration status check | 65 | 2.70% |
| British | British | 86 | 3.57% |
| EEA / family member (resident Dec 20)- unlawfully present | EEA status / nationality | 43 | 1.79% |
| EEA family permit | EEA status / nationality | 5 | 0.21% |
| EEA national | EEA status / nationality | 1 | 0.04% |
| EUSS application submitted after 30 June 2021 | EEA status / nationality | 21 | 0.87% |
| EUSS application submitted in time | EEA status / nationality | 6 | 0.25% |
| EUSS application submitted out of time | EEA status / nationality | 2 | 0.08% |
| EUSS application submitted pre-30 June 2021 | EEA status / nationality | 8 | 0.33% |
| Pre-settled status LTR (EUSS) | EEA status / nationality | 215 | 8.93% |
| Settled status ILR (EUSS) | EEA status / nationality | 115 | 4.78% |
| Hong Kong BN(O) Visa | Leave to Remain (LTR) with NRPF | 3 | 0.12% |
| Leave to Enter as visitor - NRPF | Leave to Remain (LTR) with NRPF | 54 | 2.24% |
| Limited leave with NRPF (10 year route) | Leave to Remain (LTR) with NRPF | 74 | 3.07% |
| Limited leave with NRPF (other) | Leave to Remain (LTR) with NRPF | 249 | 10.34% |
| DDV Concession | Leave to Remain (LTR) with recourse | 47 | 1.95% |
| Discretionary Leave (DL) - other | Leave to Remain (LTR) with recourse | 6 | 0.25% |
| Humanitarian Protection | Leave to Remain (LTR) with recourse | 9 | 0.37% |
| Indefinite Leave | Leave to Remain (LTR) with recourse | 115 | 4.78% |
| Limited leave with recourse to public funds (10 year route) | Leave to Remain (LTR) with recourse | 57 | 2.37% |
| Limited leave with recourse to public funds (following COC) | Leave to Remain (LTR) with recourse | 23 | 0.96% |
| Limited leave with recourse to public funds (other) | Leave to Remain (LTR) with recourse | 66 | 2.74% |
| Refugee Status | Leave to Remain (LTR) with recourse | 73 | 3.03% |
| Illegal entrant / Deception - did not claim asylum | No current immigration permission | 50 | 2.08% |
| Overstayer / Breach - did not claim asylum | No current immigration permission | 336 | 13.95% |
| Status not confirmed | No current immigration permission | 338 | 14.04% |
| Total | | 2408 | 100.00% |

Immigration status - all referrals for the year†

| Immigration Status Groups | Count | Percentage |
|-------------------------------------|-------------|----------------|
| No current immigration permission | 724 | 30.90% |
| EEA status / nationality | 416 | 17.76% |
| Leave to Remain (LTR) with recourse | 396 | 16.90% |
| Leave to Remain (LTR) with NRPF | 380 | 16.22% |
| Asylum seeker / asylum seeker ARE | 341 | 14.55% |
| British | 86 | 3.67% |
| Total | 2343 | 100.00% |

Immigration status - all referrals for the year†



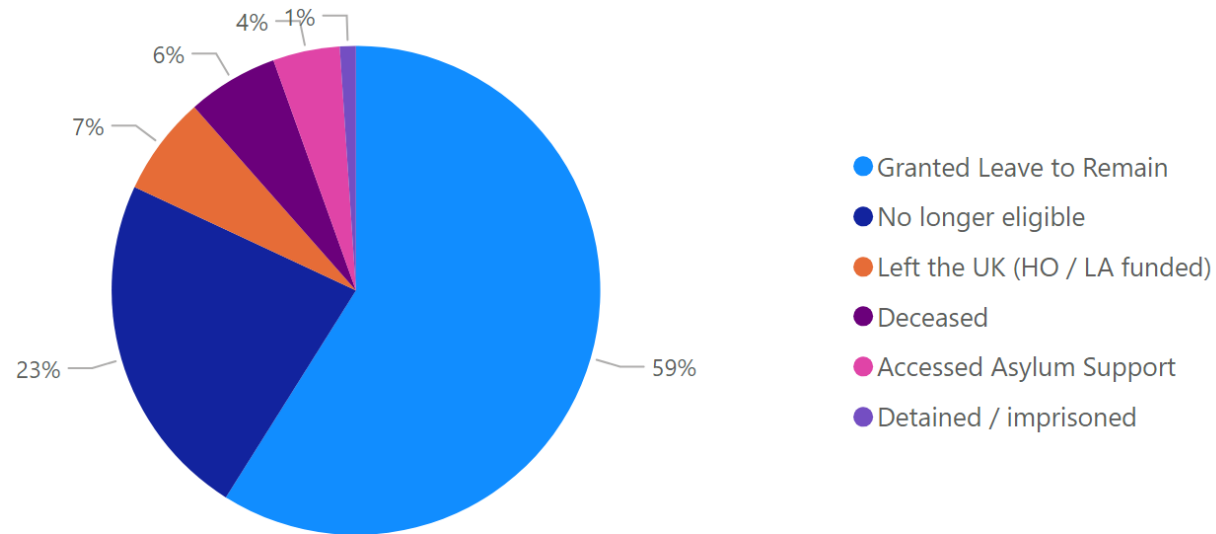
Closure reason - all closures in the year

| Reason for closure | Count | Percentage | Avg days on support |
|------------------------------|------------|-------------|---------------------|
| Granted Leave to Remain | 333 | 59% | 731 |
| No longer eligible | 130 | 23% | 251 |
| Left the UK (HO / LA funded) | 37 | 7% | 415 |
| Deceased | 34 | 6% | 859 |
| Accessed Asylum Support | 25 | 4% | 414 |
| Detained / imprisoned | 6 | 1% | 334 |
| Total | 565 | 100% | 589 |

Onward referral for those no longer eligible

| Referral | Count | Avg days on support |
|---|------------|---------------------|
| Support accessed through friends / family | 42 | 173 |
| Mainstream benefits and housing services | 32 | 135 |
| Referred to borough where ordinary resident | 27 | 299 |
| Support accessed through VCS | 9 | 609 |
| Refuge accommodation (not LA funded) | 8 | 396 |
| Employment | 6 | 664 |
| NRM accommodation | 6 | 64 |
| Total | 130 | 251 |

Closure reason - all closures in the year



Families with Children in Need

Local authorities uploading financial data:

78/85 subscribers

| | | |
|---------------------|-------------------|---------------------|
| Barking and Dage... | Barnet | Bedford |
| Bexley | Birmingham | Bradford |
| Brent | Brighton and Hove | Bristol |
| Buckinghamshire | Camden | Coventry |
| Croydon | Derby | Dudley |
| Durham | Ealing | East Sussex |
| Edinburgh | Enfield | Essex |
| Gateshead | Glasgow | Gloucestershire |
| Greenwich | Hackney | Hammersmith and... |
| Hampshire | Haringey | Harrow |
| Havering | Hertfordshire | Hillingdon |
| Hounslow | Islington | Kensington and C... |
| Kent | Kirklees | Lambeth |
| Lancashire | Leeds | Leicester |
| Lewisham | Liverpool | Luton |
| Manchester | Medway | Merton |
| Middlesbrough | Milton Keynes | Newham |
| Norfolk | Northamptonshire | Nottingham City |
| Nottinghamshire | Oxfordshire | Portsmouth |
| Reading | Redbridge | Rochdale |
| Salford | Sandwell | Sheffield |
| Southampton | Southend on Sea | Southwark |
| Stoke | Surrey | Sutton |
| Thurrock | Tower Hamlets | Walsall |
| Waltham Forest | Wandsworth | Warwickshire |
| West Sussex | Westminster | Wolverhampton |

Referrals and Supported Households

| | Q1 | Q2 | Q3 | Q4 | Total |
|-------------------------------------|-----|-----|-----|-----|-------|
| New referrals | 818 | 848 | 839 | 859 | 3364 |
| New households taken on for support | 315 | 325 | 261 | 260 | 1161 |
| Supported households closed | 388 | 318 | 269 | 227 | 1202 |

Time on support

| | Q1 | Q2 | Q3 | Q4 |
|-------------------------------------|-----|-----|-----|-----|
| Average number of days on support† | 523 | 532 | 552 | 568 |
| Households supported for 1000 days† | 238 | 247 | 256 | 293 |
| 1000 day households as % of total† | 16% | 16% | 17% | 19% |

Support Costs

| | Q1 | Q2 | Q3 | Q4 |
|-------------------------------------|--------|--------|--------|--------|
| Supported households† | 1522 | 1532 | 1526 | 1563 |
| Dependents of supported households† | 2733 | 2765 | 2737 | 2824 |
| Annual person-related cost†* | £7.2M | £7.3M | £7.3M | £7.3M |
| Annual property-related cost†* | £22.5M | £23.5M | £25.1M | £26.6M |
| Total annual cost†* | £29.8M | £30.8M | £32.3M | £33.9M |
| Average annual cost per household†* | £19.3K | £20.0K | £21.4K | £21.7K |

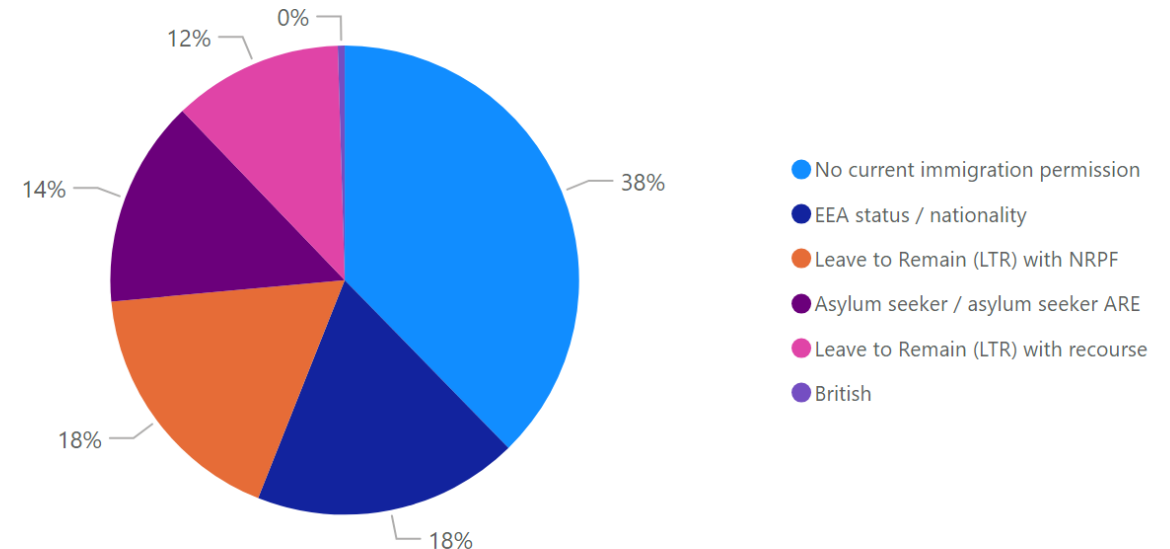
Immigration status - financially supported as end Q4

| Immigration Status | Immigration Status Groups | Count | Percentage |
|---|---|-------------|----------------|
| Illegal entrant / Deception - claimed asylum | Asylum seeker / asylum seeker ARE | 63 | 4.07% |
| In Country Asylum Seeker | Asylum seeker / asylum seeker ARE | 15 | 0.97% |
| Overstay / Breach - claimed asylum | Asylum seeker / asylum seeker ARE | 114 | 7.37% |
| Port Case | Asylum seeker / asylum seeker ARE | 19 | 1.23% |
| Awaiting first immigration check | Awaiting first immigration status check | 69 | 4.46% |
| British | British | 7 | 0.45% |
| EEA / family member (resident Dec 20)- unlawfully present | EEA status / nationality | 31 | 2.00% |
| EEA derived right of residence (other) | EEA status / nationality | 2 | 0.13% |
| EEA national - no record on HO systems | EEA status / nationality | 1 | 0.06% |
| EUSS application submitted after 30 June 2021 | EEA status / nationality | 14 | 0.90% |
| EUSS application submitted in time | EEA status / nationality | 1 | 0.06% |
| EUSS application submitted out of time | EEA status / nationality | 1 | 0.06% |
| EUSS application submitted pre-30 June 2021 | EEA status / nationality | 9 | 0.58% |
| Pre-settled status LTR (EUSS) | EEA status / nationality | 205 | 13.25% |
| Settled status ILR (EUSS) | EEA status / nationality | 7 | 0.45% |
| Leave to Enter as visitor - NRPF | Leave to Remain (LTR) with NRPF | 29 | 1.87% |
| Limited leave with NRPF (10 year route) | Leave to Remain (LTR) with NRPF | 61 | 3.94% |
| Limited leave with NRPF (other) | Leave to Remain (LTR) with NRPF | 169 | 10.92% |
| DDV Concession | Leave to Remain (LTR) with recourse | 38 | 2.46% |
| Indefinite Leave | Leave to Remain (LTR) with recourse | 13 | 0.84% |
| Limited leave with recourse to public funds (10 year route) | Leave to Remain (LTR) with recourse | 81 | 5.24% |
| Limited leave with recourse to public funds (following COC) | Leave to Remain (LTR) with recourse | 8 | 0.52% |
| Limited leave with recourse to public funds (other) | Leave to Remain (LTR) with recourse | 14 | 0.90% |
| Refugee Status | Leave to Remain (LTR) with recourse | 19 | 1.23% |
| Illegal entrant / Deception - did not claim asylum | No current immigration permission | 24 | 1.55% |
| Overstay / Breach - did not claim asylum | No current immigration permission | 465 | 30.06% |
| Status not confirmed | No current immigration permission | 68 | 4.40% |
| Total | | 1547 | 100.00% |

Summary of immigration status - supported as end Q4‡

| Immigration Status Groups | Count | Percentage |
|-------------------------------------|-------------|----------------|
| Asylum seeker / asylum seeker ARE | 211 | 14.28% |
| British | 7 | 0.47% |
| EEA status / nationality | 271 | 18.34% |
| Leave to Remain (LTR) with NRPF | 259 | 17.52% |
| Leave to Remain (LTR) with recourse | 173 | 11.71% |
| No current immigration permission | 557 | 37.69% |
| Total | 1478 | 100.00% |

Summary of immigration status - supported as end Q4‡



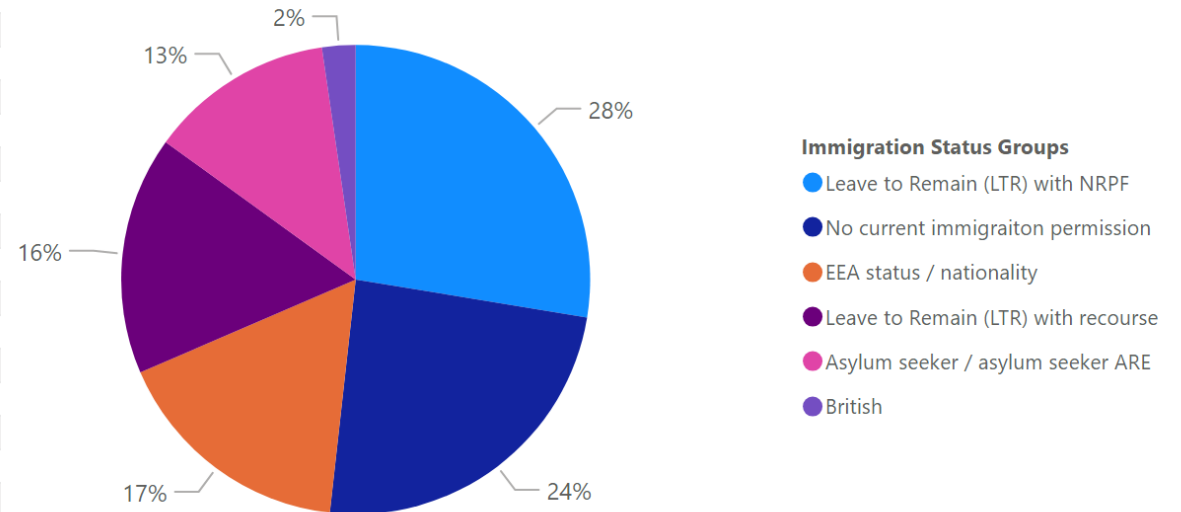
Immigration status - all referrals for the year

| Immigration Status | Immigration Status Groups | Count | Percentage |
|---|---|-------------|----------------|
| Illegal entrant / Deception - claimed asylum | Asylum seeker / asylum seeker ARE | 172 | 5.11% |
| In Country Asylum Seeker | Asylum seeker / asylum seeker ARE | 70 | 2.08% |
| Overstay / Breach - claimed asylum | Asylum seeker / asylum seeker ARE | 133 | 3.95% |
| Port Case | Asylum seeker / asylum seeker ARE | 44 | 1.31% |
| Awaiting first immigration check | Awaiting first immigration status check | 72 | 2.14% |
| British | British | 76 | 2.26% |
| EEA / family member (resident Dec 20)- unlawfully present | EEA status / nationality | 54 | 1.61% |
| EEA family permit | EEA status / nationality | 2 | 0.06% |
| EEA national | EEA status / nationality | 1 | 0.03% |
| EUSS application submitted after 30 June 2021 | EEA status / nationality | 46 | 1.37% |
| EUSS application submitted in time | EEA status / nationality | 8 | 0.24% |
| EUSS application submitted out of time | EEA status / nationality | 4 | 0.12% |
| EUSS application submitted pre-30 June 2021 | EEA status / nationality | 13 | 0.39% |
| EUSS family member permit | EEA status / nationality | 2 | 0.06% |
| Pre-settled status LTR (EUSS) | EEA status / nationality | 343 | 10.20% |
| Settled status ILR (EUSS) | EEA status / nationality | 79 | 2.35% |
| Hong Kong BN(O) Visa | Leave to Remain (LTR) with NRPF | 2 | 0.06% |
| Leave to Enter as visitor - NRPF | Leave to Remain (LTR) with NRPF | 84 | 2.50% |
| Limited leave with NRPF (10 year route) | Leave to Remain (LTR) with NRPF | 217 | 6.45% |
| Limited leave with NRPF (other) | Leave to Remain (LTR) with NRPF | 605 | 17.98% |
| DDV Concession | Leave to Remain (LTR) with recourse | 142 | 4.22% |
| Discretionary Leave (DL) - other | Leave to Remain (LTR) with recourse | 7 | 0.21% |
| Humanitarian Protection | Leave to Remain (LTR) with recourse | 5 | 0.15% |
| Indefinite Leave | Leave to Remain (LTR) with recourse | 81 | 2.41% |
| Limited leave with recourse to public funds (10 year route) | Leave to Remain (LTR) with recourse | 104 | 3.09% |
| Limited leave with recourse to public funds (following COC) | Leave to Remain (LTR) with recourse | 58 | 1.72% |
| Limited leave with recourse to public funds (other) | Leave to Remain (LTR) with recourse | 92 | 2.73% |
| Refugee Status | Leave to Remain (LTR) with recourse | 52 | 1.55% |
| Illegal entrant / Deception - did not claim asylum | No current immigration permission | 28 | 0.83% |
| Overstay / Breach - did not claim asylum | No current immigration permission | 480 | 14.27% |
| Status not confirmed | No current immigration permission | 288 | 8.56% |
| Total | | 3364 | 100.00% |

Immigration status - all referrals for the year‡

| Immigration Status Groups | Count | Percentage |
|-------------------------------------|-------------|----------------|
| Leave to Remain (LTR) with NRPF | 908 | 27.58% |
| No current immigration permission | 796 | 24.18% |
| EEA status / nationality | 552 | 16.77% |
| Leave to Remain (LTR) with recourse | 541 | 16.43% |
| Asylum seeker / asylum seeker ARE | 419 | 12.73% |
| British | 76 | 2.31% |
| Total | 3292 | 100.00% |

Immigration status - all referrals for the year‡



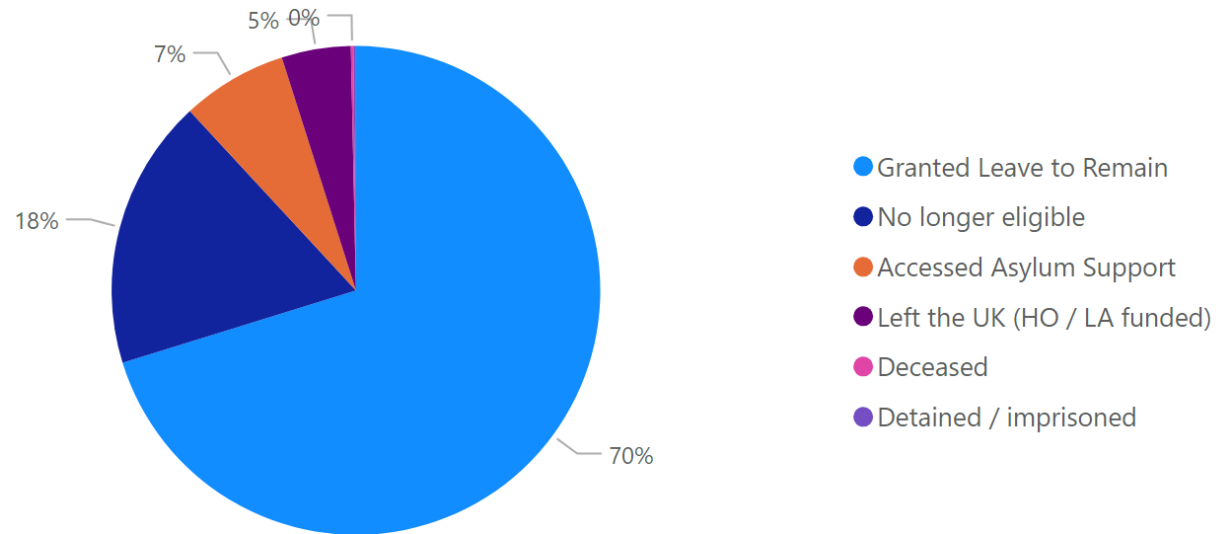
Closure reason - all closures in the year

| Reason for closure | Count | Percentage | Avg days on support |
|------------------------------|-------------|-------------|---------------------|
| Granted Leave to Remain | 844 | 70% | 533 |
| No longer eligible | 215 | 18% | 395 |
| Accessed Asylum Support | 84 | 7% | 280 |
| Left the UK (HO / LA funded) | 55 | 5% | 373 |
| Deceased | 2 | 0% | 1012 |
| Detained / imprisoned | 2 | 0% | 512 |
| Total | 1202 | 100% | 484 |

Onward referral for those no longer eligible

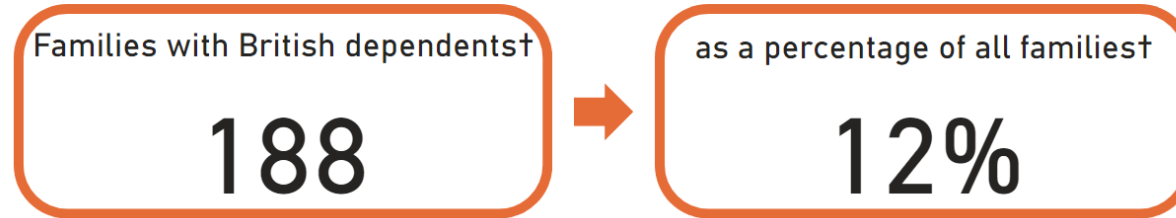
| Referral | Count | Avg days on support |
|---|------------|---------------------|
| Support accessed through friends / family | 84 | 255 |
| Referred to borough where ordinary resident | 54 | 442 |
| Mainstream benefits and housing services | 36 | 521 |
| Employment | 34 | 563 |
| Support accessed through VCS | 3 | 221 |
| NRM accommodation | 2 | 387 |
| Refuge accommodation (not LA funded) | 2 | 136 |
| Total | 215 | 395 |

Closure reason - all closures in the year

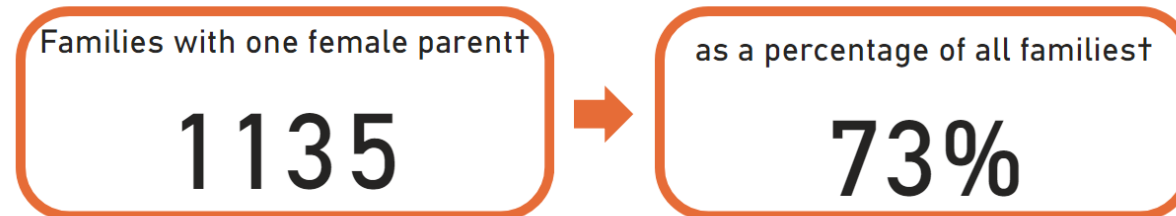
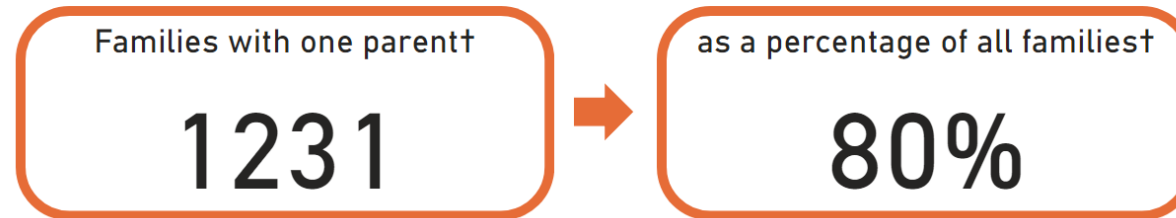


Following requests from our members, we have calculated the following figures:

Families with British Dependents



Single Parent Families



Looked after Children and Care Leavers

Local authorities uploading financial data:

36/85 subscribers

| | | |
|------------------|-----------------|--------------------|
| Bedford | Birmingham | Brighton and Hove |
| Bristol | Bromley | Buckinghamshire |
| Camden | Croydon | Ealing |
| Gloucestershire | Hackney | Hampshire |
| Haringey | Havering | Hillingdon |
| Hounslow | Islington | Kent |
| Lambeth | Leicester | Lewisham |
| Milton Keynes | Newham | Norfolk |
| Northamptonshire | Nottinghamshire | Oxfordshire |
| Portsmouth | Reading | Redbridge |
| Salford | Surrey | Telford and Wrekin |
| Tower Hamlets | Waltham Forest | West Sussex |

Referrals and Supported Households

| | Q1 | Q2 | Q3 | Q4 | Total |
|--------------------------------|-----|-----|-----|-----|-------|
| New cases taken on for support | 54 | 93 | 69 | 15 | 231 |
| New cases | 144 | 188 | 306 | 207 | 845 |
| Cases closed | 304 | 127 | 263 | 157 | 851 |

Open Cases

| | Q1 | Q2 | Q3 | Q4 |
|---|------|------|------|------|
| Open cases [†] | 3014 | 3028 | 3043 | 3038 |
| Open cases under age of 18 [†] | 416 | 411 | 484 | 516 |
| Open cases aged 18-20 [†] | 1367 | 1355 | 1341 | 1377 |
| Open cases aged 21-24 [†] | 1231 | 1262 | 1218 | 1202 |

Support Costs

| | Q1 | Q2 | Q3 | Q4 |
|--|---------|---------|---------|---------|
| Financially supported cases [†] | 1011 | 1049 | 1010 | 941 |
| Annual person-related cost ^{†*} | £2.87M | £3.17M | £2.8M | £2.89M |
| Annual property-related cost ^{†*} | £20.26M | £21.94M | £22.48M | £20.97M |
| Total annual cost ^{†*} | £23.13M | £25.11M | £25.28M | £23.86M |
| Average annual cost per case ^{†*} | £22.99K | £24.27K | £25.27K | £25.1K |

Immigration status - open cases as end Q4

| Immigration Status | Immigration Status Groups | Count | Percentage |
|---|---|-------------|----------------|
| Awaiting first immigration check | Awaiting first immigration status check | 26 | 0.86% |
| British | British | 11 | 0.36% |
| Discretionary leave - trafficking | Leave to Remain (LTR) with recourse | 1 | 0.03% |
| Discretionary Leave (DL) - other | Leave to Remain (LTR) with recourse | 12 | 0.39% |
| EEA / family member (resident Dec 20)- unlawfully present | EEA status / nationality | 5 | 0.16% |
| EEA national | EEA status / nationality | 6 | 0.20% |
| EEA national - no record on HO systems | EEA status / nationality | 5 | 0.16% |
| EUSS application submitted after 30 June 2021 | EEA status / nationality | 1 | 0.03% |
| EUSS application submitted pre-30 June 2021 | EEA status / nationality | 11 | 0.36% |
| Family member of EEA national | EEA status / nationality | 4 | 0.13% |
| Humanitarian Protection | Leave to Remain (LTR) with recourse | 37 | 1.22% |
| Illegal entrant / Deception - claimed asylum | Asylum seeker / asylum seeker ARE | 1527 | 50.26% |
| Illegal entrant / Deception - did not claim asylum | No current immigration permission | 86 | 2.83% |
| In Country Asylum Seeker | Asylum seeker / asylum seeker ARE | 164 | 5.40% |
| Indefinite Leave | Leave to Remain (LTR) with recourse | 13 | 0.43% |
| Leave to Enter as visitor - NRPF | Leave to Remain (LTR) with NRPF | 4 | 0.13% |
| Limited leave with NRPF (10 year route) | Leave to Remain (LTR) with NRPF | 5 | 0.16% |
| Limited leave with NRPF (other) | Leave to Remain (LTR) with NRPF | 16 | 0.53% |
| Limited leave with recourse to public funds (10 year route) | Leave to Remain (LTR) with recourse | 8 | 0.26% |
| Limited leave with recourse to public funds (other) | Leave to Remain (LTR) with recourse | 81 | 2.67% |
| No record held by Home Office | No current immigration permission | 51 | 1.68% |
| Overstay / Breach - claimed asylum | Asylum seeker / asylum seeker ARE | 106 | 3.49% |
| Overstay / Breach - did not claim asylum | No current immigration permission | 28 | 0.92% |
| Port Case | Asylum seeker / asylum seeker ARE | 96 | 3.16% |
| Pre-settled status LTR (EUSS) | EEA status / nationality | 11 | 0.36% |
| Refugee Status | Leave to Remain (LTR) with recourse | 512 | 16.85% |
| Settled status ILR (EUSS) | EEA status / nationality | 4 | 0.13% |
| Status not confirmed | No current immigration permission | 175 | 5.76% |
| UASC leave | Leave to Remain (LTR) with recourse | 32 | 1.05% |
| Total | | 3038 | 100.00% |

Summary of immigration status - open cases as end Q4

| Immigration Status Groups | Count | Percentage |
|-------------------------------------|-------------|----------------|
| Asylum seeker / asylum seeker ARE | 1893 | 62.85% |
| Leave to Remain (LTR) with recourse | 696 | 23.11% |
| No current immigration permission | 340 | 11.29% |
| EEA status / nationality | 47 | 1.56% |
| Leave to Remain (LTR) with NRPF | 25 | 0.83% |
| British | 11 | 0.37% |
| Total | 3012 | 100.00% |

Summary of immigration status - open cases as end Q4

