



# NRPF Connect Data Report Q1 2025/26

UK Data Report

## What is the NRPF Connect data report Q1 2025/26?

This data report collates and analyses the data recorded by councils in the UK using NRPF Connect in the year up to the end of quarter one of the 2025/26 financial year. It provides a summary of referrals made and the support provided by social care services around the UK for people with no recourse to public funds (NRPF). The data is used to inform policy recommendations.

## What is NRPF Connect?

NRPF Connect is the national database and case management tool for councils to record details of households with NRPF that are being provided with accommodation and/or financial support by social services, hosted by the NRPF Network.

## What support is recorded on NRPF Connect?

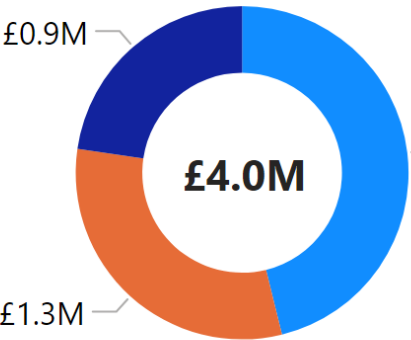
Councils can provide accommodation and financial support to people who are excluded from claiming benefits and mainstream housing assistance when statutory duties are engaged under social care legislation. Local authorities across the UK record the social care services they provide to families, adults with care needs, and care leavers with no recourse to public funds (NRPF). You can read more about NRPF support on the [NRPF Network website](#).

## Notes on the data

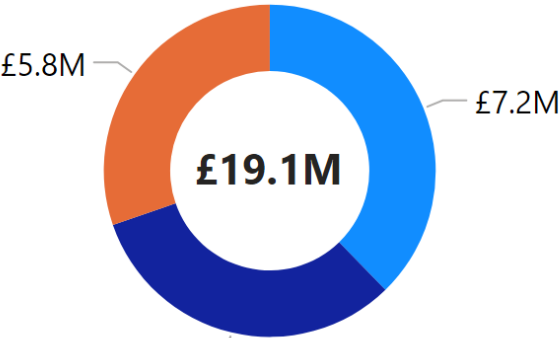
- “Adults” refers to adults with care needs provided with support under S18(1) Care Act 2014, S19(1) Care Act 2014, S12 Social Work (Scotland) Act 1968, P7 Housing Act 1996, S1 Localism Act 2011, or S117 Mental Health Act 1983.
- “Families” refers to families with a child in need with support under S17 Children Act 1989 or S22 Children (Scotland) Act 1995.
- “Children and care leavers” refers to looked after children and young people leaving care supported under Children (Leaving Care) Act 2000, S20 Children Act 1989, S25 Children (Scotland) Act 1995, or S29 & S30 Children (Scotland) Act 1995.
- “Support costs” relate to accommodation and financial support (subsistence) costs only, and do not include staffing or other costs incurred by councils delivering support to NRPF households.
- Data was last downloaded from NRPF Connect on 13/10/2025

## Key

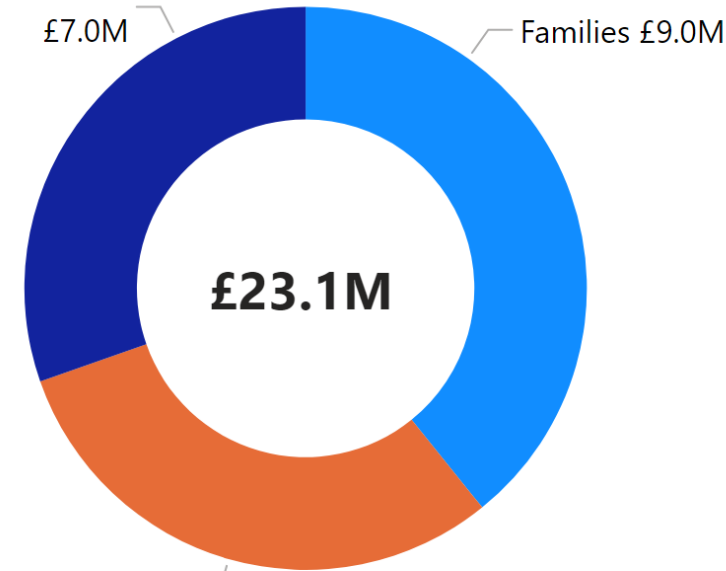
‡ - Those awaiting a first immigration check have been removed from the summary



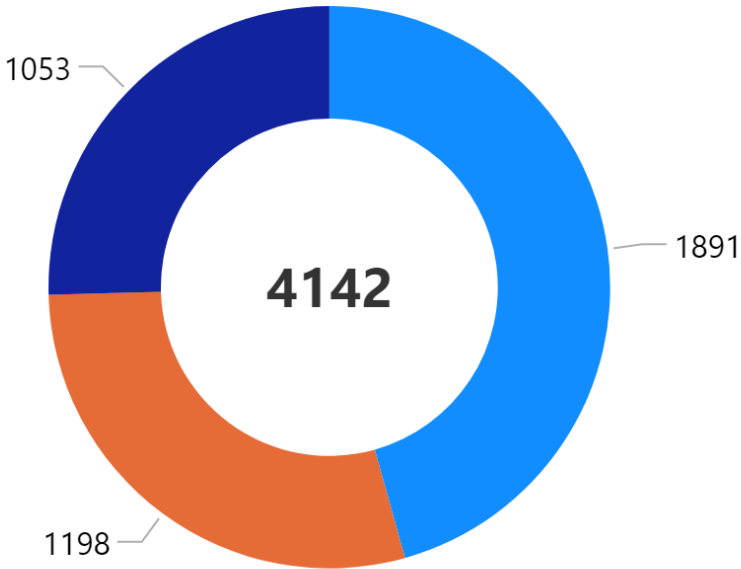
Person Related Costs



Property Related Costs



Total Quarterly Cost

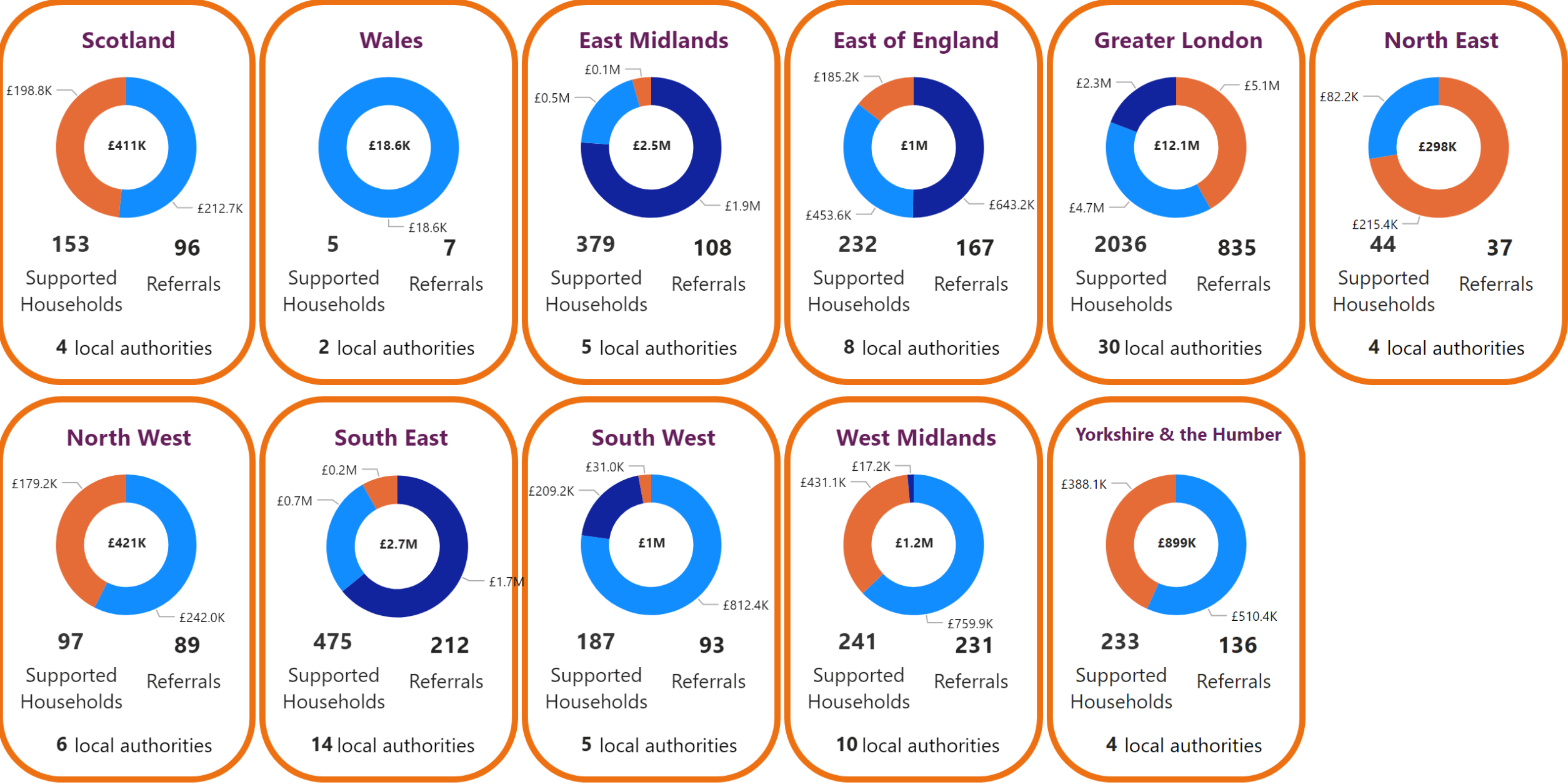


Supported Households

- Families
- Childen & Care Leavers
- Adults

92 local authority subscribers

# Geographical Breakdown



# Adults with care and support needs

Local authorities uploading financial data:  
62/92 subscribers

Aberdeen	Barking and Dagenha	Barnet
Bexley	Birmingham	Bradford
Brighton and Hove	Bristol	Camden
Coventry	Croydon	Derby
Durham	Ealing	East Sussex
Edinburgh	Enfield	Gateshead
Glasgow	Greenwich	Hackney
Hammersmith and Fu	Hampshire	Haringey
Havering	Hillingdon	Hounslow
Islington	Kensington and Chels	Kent
Kirklees	Lambeth	Lancashire
Leeds	Leicester	Lewisham
Luton	Manchester	Merton
Middlesbrough	Milton Keynes	Newcastle
Newham	Norfolk	Redbridge
Rochdale	Salford	Sheffield
Slough	Southampton	Southend on Sea
Southwark	Stoke	Surrey
Sutton	Thurrock	Tower Hamlets
Walsall	Wandsworth	West Sussex
Westminster	Wolverhampton	

Referrals and Supported Households

	Q1	Q2	Q3	Q4
New referrals	763			
New households taken on for support	106			
Supported households closed	156			

Time on support

	Q1	Q2	Q3	Q4
Average number of days on support	1K			
Households supported for 1000 days	419			
1000 day households as % of total	35%			

Support Costs

	Q1	Q2	Q3	Q4
Supported households	1198			
Dependents of supported households	121			
Person-related cost	£1.3M			
Property-related cost	£5.8M			
Total quarterly cost	£7.0M			
Average quarterly cost per household	£5.9K			

# Immigration Status of Supported Households - Adults with care and support needs

UK Data Report -  
Q1 FY 2025/26

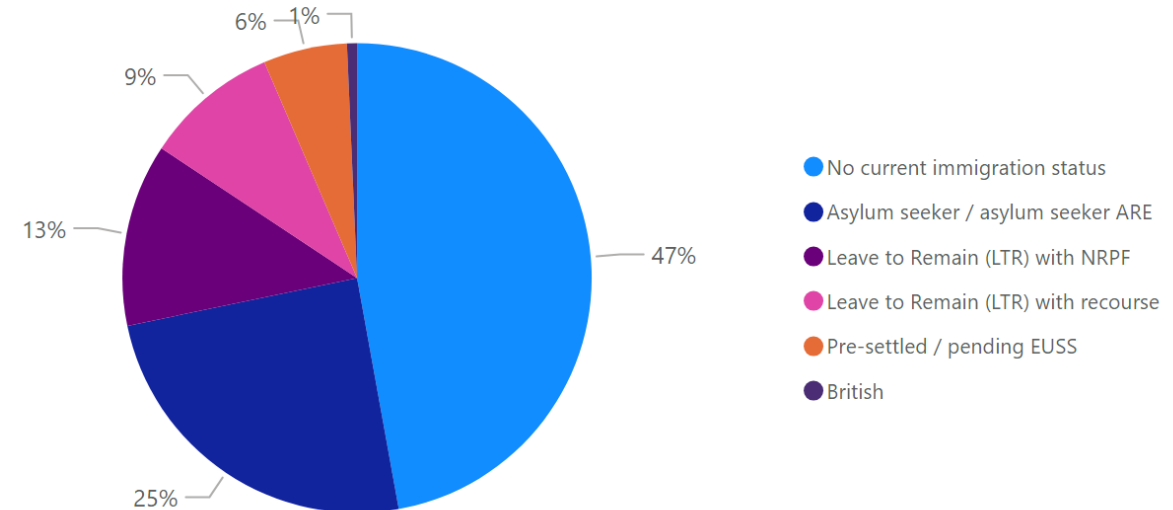
## Immigration status - financially supported in Q1

Immigration Status	Immigration Status Group	Count	Percentage
Illegal entrant / Deception - claimed asylum	Asylum seeker / asylum seeker ARE	121	10.10%
In Country Asylum Seeker	Asylum seeker / asylum seeker ARE	13	1.09%
Overstayer / Breach - claimed asylum	Asylum seeker / asylum seeker ARE	132	11.02%
Port Case	Asylum seeker / asylum seeker ARE	19	1.59%
Awaiting first immigration check	Awaiting first immigration check	38	3.17%
British	British	8	0.67%
Hong Kong BN(O) Visa	Leave to Remain (LTR) with NRPF	2	0.17%
Leave to Enter as visitor - NRPF	Leave to Remain (LTR) with NRPF	9	0.75%
Limited leave with NRPF (10 year route)	Leave to Remain (LTR) with NRPF	6	0.50%
Limited leave with NRPF (other)	Leave to Remain (LTR) with NRPF	129	10.77%
DDV Concession	Leave to Remain (LTR) with recourse	2	0.17%
Discretionary Leave (DL) - other	Leave to Remain (LTR) with recourse	6	0.50%
Humanitarian Protection	Leave to Remain (LTR) with recourse	1	0.08%
Indefinite Leave	Leave to Remain (LTR) with recourse	8	0.67%
Limited leave with recourse to public funds (10 year route)	Leave to Remain (LTR) with recourse	10	0.83%
Limited leave with recourse to public funds (following COC)	Leave to Remain (LTR) with recourse	5	0.42%
Limited leave with recourse to public funds (other)	Leave to Remain (LTR) with recourse	66	5.51%
Refugee Status	Leave to Remain (LTR) with recourse	2	0.17%
Settled status ILR (EUSS)	Leave to Remain (LTR) with recourse	7	0.58%
EEA / family member (resident Dec 20)- unlawfully present	No current immigration status	12	1.00%
EEA family permit	No current immigration status	2	0.17%
EEA national	No current immigration status	1	0.08%
EEA national - no record on HO systems	No current immigration status	3	0.25%
EEA National / Dependant	No current immigration status	1	0.08%
Illegal entrant / Deception - did not claim asylum	No current immigration status	58	4.84%
No record held by Home Office	No current immigration status	2	0.17%
Overstayer / Breach - did not claim asylum	No current immigration status	321	26.79%
Status not confirmed	No current immigration status	147	12.27%
EUSS application submitted after 30 June 2021	Pre-settled / pending EUSS	3	0.25%
EUSS application submitted in time	Pre-settled / pending EUSS	6	0.50%
EUSS application submitted pre-30 June 2021	Pre-settled / pending EUSS	2	0.17%
Pre-settled status LTR (EUSS)	Pre-settled / pending EUSS	56	4.67%
<b>Total</b>		<b>1198</b>	<b>100.00%</b>

## Summary of immigration status - supported in Q1‡

Immigration Status Group	Count	Percentage
No current immigration status	547	47%
Asylum seeker / asylum seeker ARE	285	25%
Leave to Remain (LTR) with NRPF	146	13%
Leave to Remain (LTR) with recourse	107	9%
Pre-settled / pending EUSS	67	6%
British	8	1%
<b>Total</b>	<b>1160</b>	<b>100%</b>

## Summary of immigration status - supported in Q1‡



# Immigration Status of Referred Households - Adults with care and support needs

UK Data Report -  
Q1 FY 2025/26

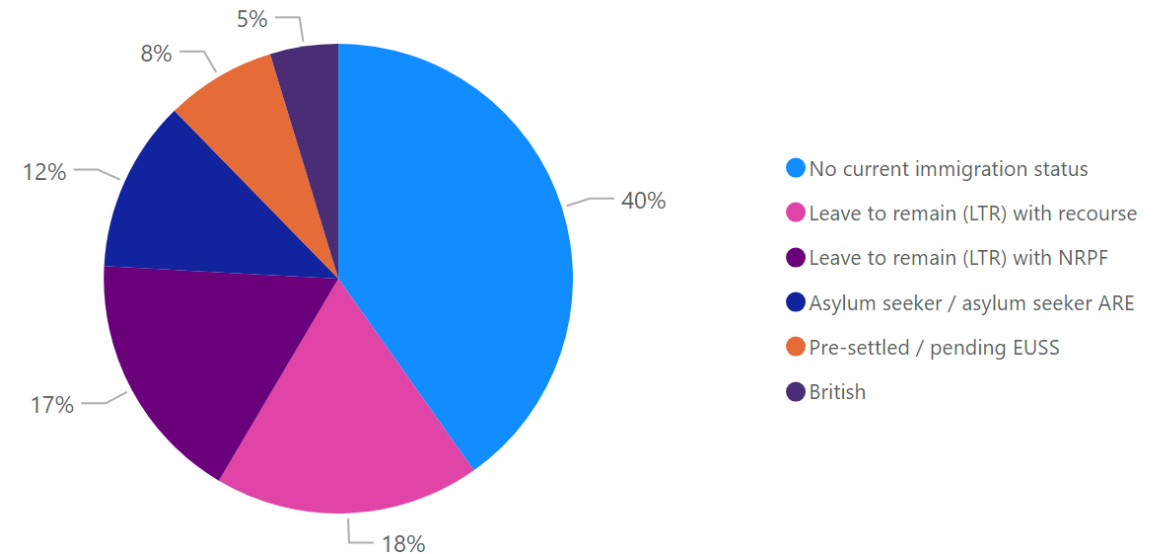
## Immigration status - all referrals in Q1

Immigration Status	Immigration Status Groups	Count	Percentage
Illegal entrant / Deception - claimed asylum	Asylum seeker / asylum seeker ARE	23	3.01%
In Country Asylum Seeker	Asylum seeker / asylum seeker ARE	9	1.18%
Overstayer / Breach - claimed asylum	Asylum seeker / asylum seeker ARE	28	3.67%
Port Case	Asylum seeker / asylum seeker ARE	13	1.70%
Awaiting first immigration check	Awaiting first immigration check	146	19.13%
British	British	29	3.80%
Hong Kong BN(O) Visa	Leave to remain (LTR) with NRPF	3	0.39%
Leave to Enter as visitor - NRPF	Leave to remain (LTR) with NRPF	10	1.31%
Limited leave with NRPF (10 year route)	Leave to remain (LTR) with NRPF	2	0.26%
Limited leave with NRPF (other)	Leave to remain (LTR) with NRPF	92	12.06%
Humanitarian Protection	Leave to remain (LTR) with recourse	2	0.26%
Indefinite Leave	Leave to remain (LTR) with recourse	22	2.88%
Limited leave with recourse to public funds (10 year route)	Leave to remain (LTR) with recourse	5	0.66%
Limited leave with recourse to public funds (other)	Leave to remain (LTR) with recourse	40	5.24%
Refugee Status	Leave to remain (LTR) with recourse	11	1.44%
Settled status ILR (EUSS)	Leave to remain (LTR) with recourse	33	4.33%
Illegal entrant / Deception - did not claim asylum	No current immigration status	3	0.39%
Overstayer / Breach - did not claim asylum	No current immigration status	56	7.34%
Status not confirmed	No current immigration status	189	24.77%
EUSS application submitted after 30 June 2021	Pre-settled / pending EUSS	1	0.13%
EUSS application submitted in time	Pre-settled / pending EUSS	7	0.92%
Pre-settled status LTR (EUSS)	Pre-settled / pending EUSS	39	5.11%
<b>Total</b>		<b>763</b>	<b>100.00%</b>

## Immigration status - all referrals in Q1‡

Immigration Status Groups	Count	Percentage
No current immigration status	248	40%
Leave to remain (LTR) with recourse	113	18%
Leave to remain (LTR) with NRPF	107	17%
Asylum seeker / asylum seeker ARE	73	12%
Pre-settled / pending EUSS	47	8%
British	29	5%
<b>Total</b>	<b>617</b>	<b>100%</b>

## Immigration status - all referrals in Q1‡





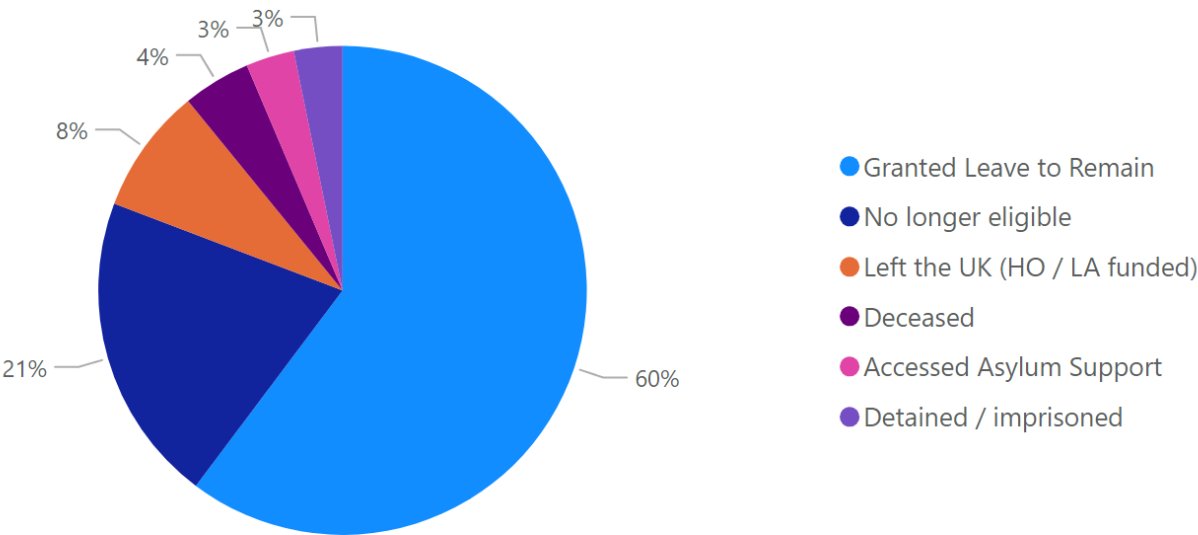
Closure reason - all closures in Q1

Reason for closure	Count	Percentage	Avg days on support
Granted Leave to Remain	94	60%	771
No longer eligible	32	21%	685
Left the UK (HO / LA funded)	13	8%	579
Deceased	7	4%	1327
Accessed Asylum Support	5	3%	89
Detained / imprisoned	5	3%	616
<b>Total</b>	<b>156</b>	<b>100%</b>	<b>736</b>

Onward referral for those no longer eligible

Referral	Count	Avg days on support
Referred to borough where ordinary resident	10	1334
Support accessed through friends / family	9	401
Mainstream benefits and housing services	6	720
NRM accommodation	6	108
Support accessed through VCS	1	15
<b>Total</b>	<b>32</b>	<b>685</b>

Closure reason - all closures in Q1



# Families with Children in Need

Local authorities uploading financial data:

83/92 subscribers

Aberdeen	Barking and Dagenha	Barnet	Bedford
Bexley	Birmingham	Bradford	Brent
Brighton and Hove	Bristol	Bromley	Buckinghamshire
Camden	Coventry	Croydon	Derby
Dudley	Durham	Ealing	East Sussex
Edinburgh	Enfield	Essex	Gateshead
Glasgow	Gloucestershire	Greenwich	Hackney
Hammersmith and Fu	Hampshire	Haringey	Harrow
Havering	Hertfordshire	Hillingdon	Hounslow
Islington	Kensington and Chels	Kent	Kirklees
Lambeth	Lancashire	Leeds	Leicester
Lewisham	Liverpool	Luton	Manchester
Medway	Merton	Middlesbrough	Milton Keynes
Newham	Newport	Norfolk	Northamptonshire
Nottingham	Nottinghamshire	Oxfordshire	Peterborough
Portsmouth	Reading	Redbridge	Salford
Sandwell	Sheffield	South Gloucestershire	Southampton
Southend on Sea	Southwark	Stoke	Surrey
Sutton	Telford and Wrekin	Thurrock	Tower Hamlets
Walsall	Waltham Forest	Wandsworth	Warwickshire
West Sussex	Westminster	Wolverhampton	

Referrals and Supported Households

	Q1	Q2	Q3	Q4
New referrals	1040			
New households taken on for support	286			
Supported households closed	317			

Time on support

	Q1	Q2	Q3	Q4
Average number of days on support	535			
Households supported for 1000 days	322			
1000 day households as % of total	17%			

Support Costs

	Q1	Q2	Q3	Q4
Supported households	1891			
Dependents of supported households	3495			
Person-related cost	£1.9M			
Property-related cost	£7.2M			
Total quarterly cost	£9.0M			
Average quarterly cost per household	£4.8K			

# Immigration Status of Supported Households - Families

UK Data Report -  
Q1 FY 2025/26

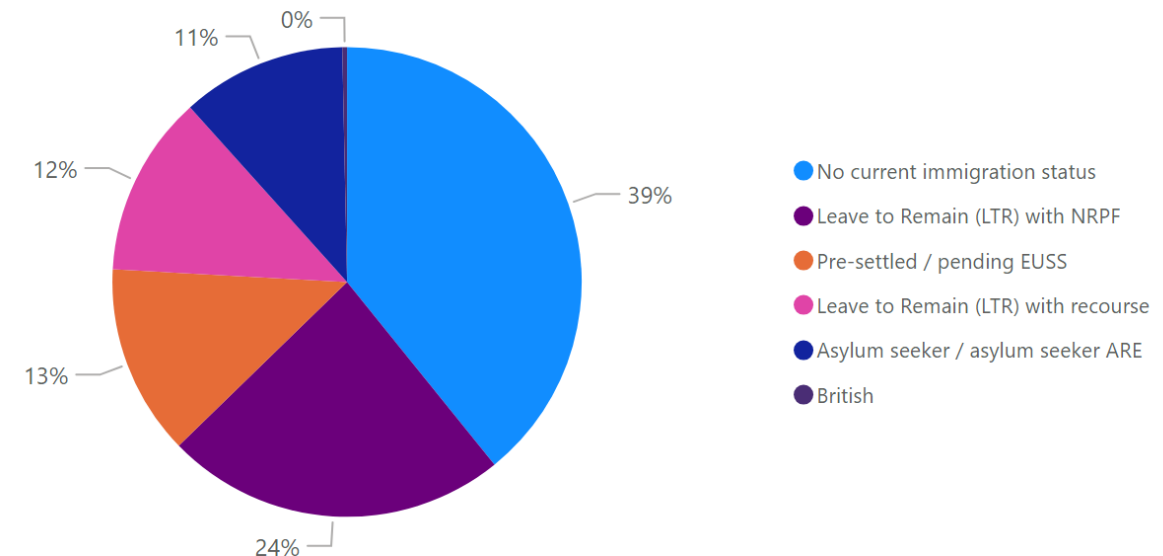
## Immigration status - financially supported in Q1

Immigration Status	Immigration Status Group	Count	Percentage
Illegal entrant / Deception - claimed asylum	Asylum seeker / asylum seeker ARE	61	3.23%
In Country Asylum Seeker	Asylum seeker / asylum seeker ARE	19	1.00%
Overstayer / Breach - claimed asylum	Asylum seeker / asylum seeker ARE	114	6.03%
Port Case	Asylum seeker / asylum seeker ARE	14	0.74%
Awaiting first immigration check	Awaiting first immigration check	56	2.96%
British	British	6	0.32%
Leave to Enter as visitor - NRPF	Leave to Remain (LTR) with NRPF	20	1.06%
Limited leave with NRPF (10 year route)	Leave to Remain (LTR) with NRPF	33	1.75%
Limited leave with NRPF (other)	Leave to Remain (LTR) with NRPF	379	20.04%
DDV Concession	Leave to Remain (LTR) with recourse	15	0.79%
Discretionary Leave (DL) - other	Leave to Remain (LTR) with recourse	1	0.05%
Humanitarian Protection	Leave to Remain (LTR) with recourse	1	0.05%
Indefinite Leave	Leave to Remain (LTR) with recourse	25	1.32%
Limited leave with recourse to public funds (10 year route)	Leave to Remain (LTR) with recourse	18	0.95%
Limited leave with recourse to public funds (following COC)	Leave to Remain (LTR) with recourse	18	0.95%
Limited leave with recourse to public funds (other)	Leave to Remain (LTR) with recourse	125	6.61%
Refugee Status	Leave to Remain (LTR) with recourse	13	0.69%
Settled status ILR (EUSS)	Leave to Remain (LTR) with recourse	13	0.69%
EEA / family member (resident Dec 20)- unlawfully present	No current immigration status	9	0.48%
Illegal entrant / Deception - did not claim asylum	No current immigration status	38	2.01%
Overstayer / Breach - did not claim asylum	No current immigration status	530	28.03%
Status not confirmed	No current immigration status	142	7.51%
EUSS application submitted after 30 June 2021	Pre-settled / pending EUSS	8	0.42%
EUSS application submitted in time	Pre-settled / pending EUSS	25	1.32%
EUSS application submitted out of time	Pre-settled / pending EUSS	4	0.21%
EUSS application submitted pre-30 June 2021	Pre-settled / pending EUSS	2	0.11%
Pre-settled status LTR (EUSS)	Pre-settled / pending EUSS	202	10.68%
<b>Total</b>		<b>1891</b>	<b>100.00%</b>

## Summary of immigration status - supported in Q1‡

Immigration Status Group	Count	Percentage
No current immigration status	719	39%
Leave to Remain (LTR) with NRPF	432	24%
Pre-settled / pending EUSS	241	13%
Leave to Remain (LTR) with recourse	229	12%
Asylum seeker / asylum seeker ARE	208	11%
British	6	0%
<b>Total</b>	<b>1835</b>	<b>100%</b>

## Summary of immigration status - supported in Q1‡



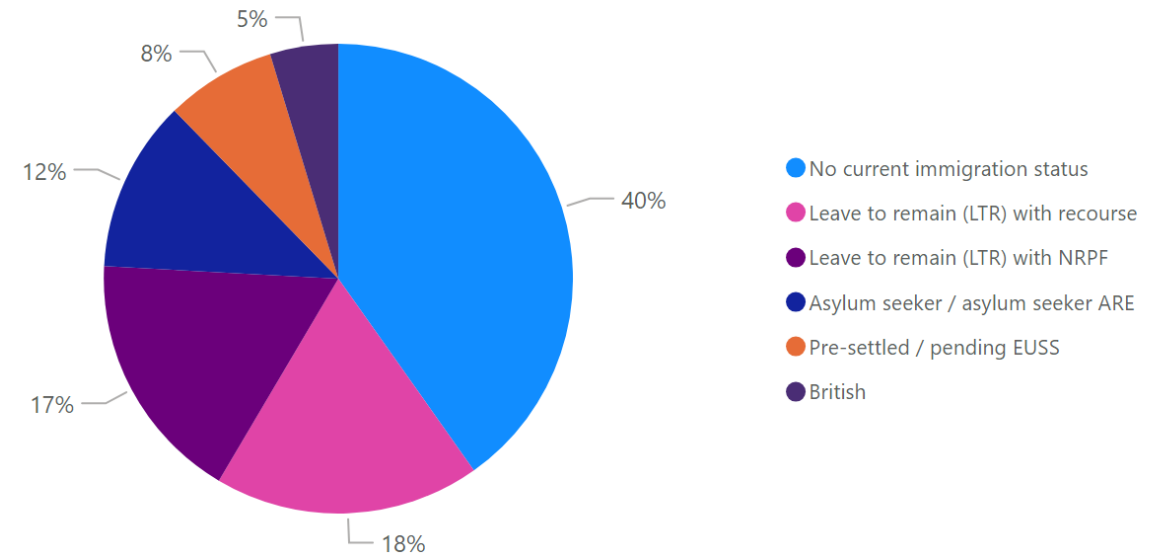
## Immigration status - all referrals in Q1

Immigration Status	Immigration Status Group	Count	Percentage
Illegal entrant / Deception - claimed asylum	Asylum seeker / asylum seeker ARE	23	3.01%
In Country Asylum Seeker	Asylum seeker / asylum seeker ARE	9	1.18%
Overstayer / Breach - claimed asylum	Asylum seeker / asylum seeker ARE	28	3.67%
Port Case	Asylum seeker / asylum seeker ARE	13	1.70%
Awaiting first immigration check	Awaiting first immigration check	146	19.13%
British	British	29	3.80%
Hong Kong BN(O) Visa	Leave to remain (LTR) with NRPF	3	0.39%
Leave to Enter as visitor - NRPF	Leave to remain (LTR) with NRPF	10	1.31%
Limited leave with NRPF (10 year route)	Leave to remain (LTR) with NRPF	2	0.26%
Limited leave with NRPF (other)	Leave to remain (LTR) with NRPF	92	12.06%
Humanitarian Protection	Leave to remain (LTR) with recourse	2	0.26%
Indefinite Leave	Leave to remain (LTR) with recourse	22	2.88%
Limited leave with recourse to public funds (10 year route)	Leave to remain (LTR) with recourse	5	0.66%
Limited leave with recourse to public funds (other)	Leave to remain (LTR) with recourse	40	5.24%
Refugee Status	Leave to remain (LTR) with recourse	11	1.44%
Settled status ILR (EUSS)	Leave to remain (LTR) with recourse	33	4.33%
Illegal entrant / Deception - did not claim asylum	No current immigration status	3	0.39%
Overstayer / Breach - did not claim asylum	No current immigration status	56	7.34%
Status not confirmed	No current immigration status	189	24.77%
EUSS application submitted after 30 June 2021	Pre-settled / pending EUSS	1	0.13%
EUSS application submitted in time	Pre-settled / pending EUSS	7	0.92%
Pre-settled status LTR (EUSS)	Pre-settled / pending EUSS	39	5.11%
<b>Total</b>		<b>763</b>	<b>100.00%</b>

## Immigration status - all referrals in Q1‡

Immigration Status Group	Count	Percentage
Asylum seeker / asylum seeker ARE	73	12%
British	29	5%
Leave to remain (LTR) with NRPF	107	17%
Leave to remain (LTR) with recourse	113	18%
No current immigration status	248	40%
Pre-settled / pending EUSS	47	8%
<b>Total</b>	<b>617</b>	<b>100%</b>

## Immigration status - all referrals in Q1‡



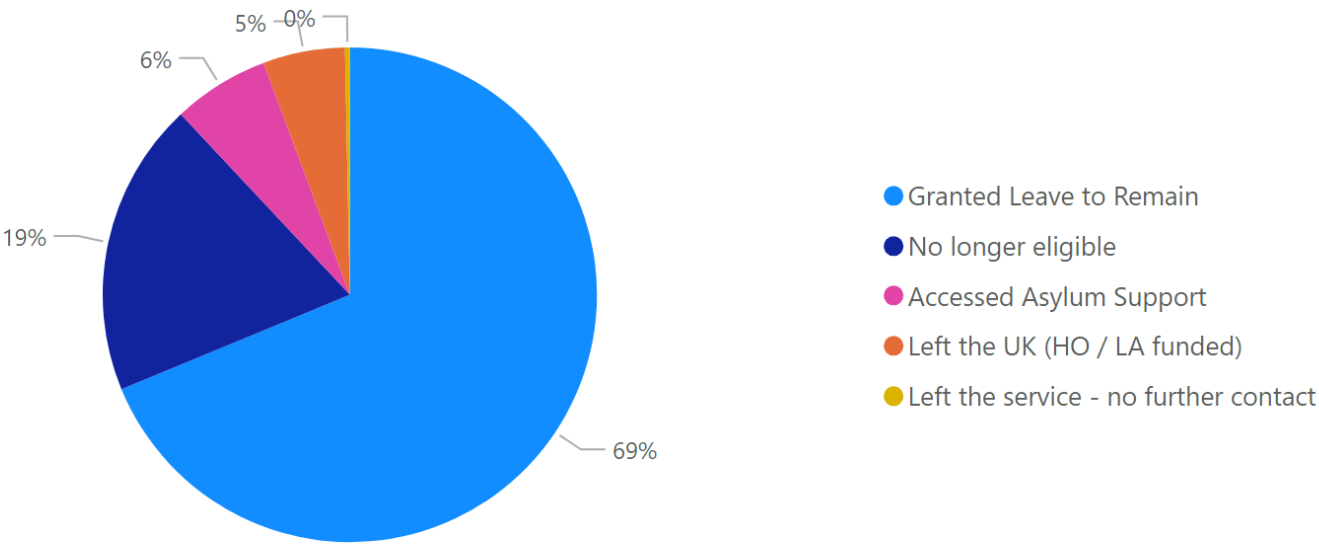
Closure reason - all closures in Q1

Reason for closure	Count	Percentage	Avg days on support
Granted Leave to Remain	218	69%	486
No longer eligible	61	19%	264
Accessed Asylum Support	20	6%	346
Left the UK (HO / LA funded)	17	5%	308
Left the service - no further contact	1	0%	401
Total	317	100%	425

Onward referral for those no longer eligible

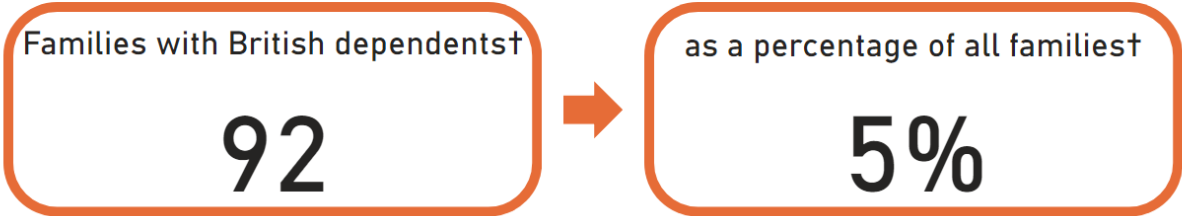
Referral	Count	Avg days on support
Support accessed through friends / family	20	272
Employment	16	172
Mainstream benefits and housing services	13	337
Referred to borough where ordinary resident	11	287
Refuge accommodation (not LA funded)	1	347
Total	61	264

Closure reason - all closures in Q1

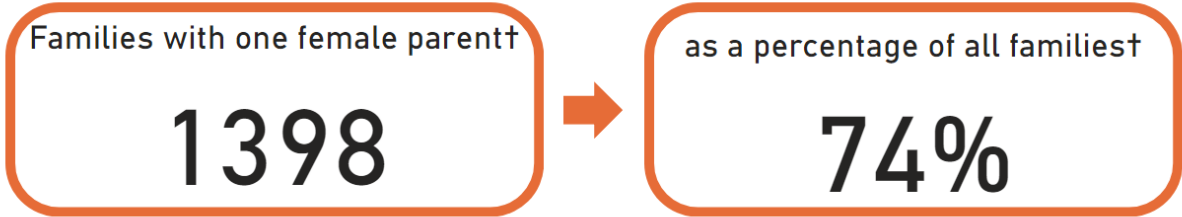
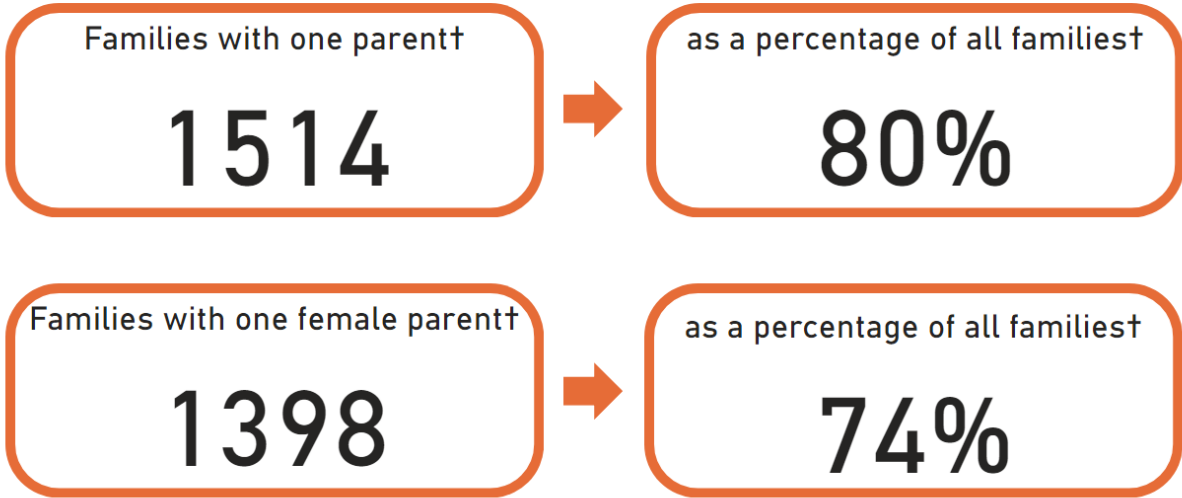


Following requests from our members, we have calculated the following figures:

## Families with British Dependents



## Single Parent Families



# Looked after Children and Care Leavers



## Local authorities uploading financial data:

40/92 subscribers

Bedford	Birmingham	Brighton and Hove
Bristol	Bromley	Buckinghamshire
Croydon	Ealing	Essex
Gloucestershire	Hackney	Hampshire
Haringey	Havering	Hillingdon
Hounslow	Islington	Kent
Lambeth	Leicester	Lewisham
Milton Keynes	Newham	Norfolk
Northamptonshire	Nottingham	Nottinghamshire
Oxfordshire	Peterborough	Portsmouth
Reading	Redbridge	South Gloucestershire
Surrey	Telford and Wrekin	Tower Hamlets
Walsall	Waltham Forest	West Sussex
Westminster		

## Referrals and Supported Households

	Q1	Q2	Q3	Q4
New cases taken on for support	37			
New cases	208			
Cases closed	241			

## Open Cases

	Q1	Q2	Q3	Q4
Open cases	3127			
Open cases under age of 18	443			
Open cases aged 18-20	1472			
Open cases aged 21-24	1212			

## Support Costs

	Q1	Q2	Q3	Q4
Financially supported cases	993			
Person-related cost	£870K			
Property-related cost	£5.93M			
Total cost	£6.8M			
Average cost per case	£6.84K			

# Immigration Status of Supported Households - Children and Care Leavers

UK Data Report -  
Q1 FY 2025/26

## Immigration status - open cases in Q1

Immigration Status	Immigration Status Group	Count	Percentage
Illegal entrant / Deception - claimed asylum	Asylum seeker / asylum seeker ARE	1469	46.98%
In Country Asylum Seeker	Asylum seeker / asylum seeker ARE	313	10.01%
Overstayer / Breach - claimed asylum	Asylum seeker / asylum seeker ARE	81	2.59%
Port Case	Asylum seeker / asylum seeker ARE	178	5.69%
Awaiting first immigration check	Awaiting first immigration check	83	2.65%
British	British	5	0.16%
Leave to Enter as visitor - NRPF	Leave to remain (LTR) with NRPF	4	0.13%
Limited leave with NRPF (10 year route)	Leave to remain (LTR) with NRPF	3	0.10%
Limited leave with NRPF (other)	Leave to remain (LTR) with NRPF	24	0.77%
Discretionary leave - trafficking	Leave to remain (LTR) with recourse	1	0.03%
Discretionary Leave (DL) - other	Leave to remain (LTR) with recourse	8	0.26%
Humanitarian Protection	Leave to remain (LTR) with recourse	10	0.32%
Indefinite Leave	Leave to remain (LTR) with recourse	16	0.51%
Limited Leave (including 3C applications and visas)	Leave to remain (LTR) with recourse	1	0.03%
Limited leave with recourse to public funds (10 year route)	Leave to remain (LTR) with recourse	7	0.22%
Limited leave with recourse to public funds (following COC)	Leave to remain (LTR) with recourse	1	0.03%
Limited leave with recourse to public funds (other)	Leave to remain (LTR) with recourse	52	1.66%
Refugee Status	Leave to remain (LTR) with recourse	192	6.14%
Settled status ILR (EUSS)	Leave to remain (LTR) with recourse	5	0.16%
UASC leave	Leave to remain (LTR) with recourse	42	1.34%
EEA / family member (resident Dec 20)- unlawfully present	No current immigration status	3	0.10%
EEA national	No current immigration status	7	0.22%
EEA national - no record on HO systems	No current immigration status	4	0.13%
Illegal entrant / Deception - did not claim asylum	No current immigration status	73	2.33%
No record held by Home Office	No current immigration status	76	2.43%
Overstayer / Breach - did not claim asylum	No current immigration status	18	0.58%
Status not confirmed	No current immigration status	430	13.75%
EUSS application submitted after 30 June 2021	Pre-settled / pending EUSS	2	0.06%
EUSS application submitted in time	Pre-settled / pending EUSS	1	0.03%
EUSS application submitted pre-30 June 2021	Pre-settled / pending EUSS	3	0.10%
Family member of EEA national	Pre-settled / pending EUSS	3	0.10%
Pre-settled status LTR (EUSS)	Pre-settled / pending EUSS	12	0.38%
<b>Total</b>		<b>3127</b>	<b>100.00%</b>

## Summary of immigration status - open cases in Q1‡

Immigration Status Group	Count	Percentage
Asylum seeker / asylum seeker ARE	2041	67%
British	5	0%
Leave to remain (LTR) with NRPF	31	1%
Leave to remain (LTR) with recourse	335	11%
No current immigration status	611	20%
Pre-settled / pending EUSS	21	1%
<b>Total</b>	<b>3044</b>	<b>100%</b>

## Summary of immigration status - open cases in Q1‡

